

Vermont: 2010

Summary Population and Housing Characteristics

2010 Census of Population and Housing

Issued December 2012

CPH-1-47



U.S. Department of Commerce
Economics and Statistics Administration
U.S. CENSUS BUREAU
census.gov

United States[®]
Census
2010

Vermont: 2010

Issued December 2012

Summary Population and Housing Characteristics

CPH-1-47



U.S. Department of Commerce

Rebecca M. Blank,
Acting Secretary

Rebecca M. Blank,
Deputy Secretary

Economics and Statistics Administration

Vacant,
Under Secretary
for Economic Affairs

U.S. CENSUS BUREAU
Thomas L. Mesenbourg,
Acting Director

SUGGESTED CITATION

U.S. Census Bureau,
2010 Census of
Population and Housing,
*Summary Population and
Housing Characteristics*,
CPH-1-47, Vermont
U.S. Government Printing Office,
Washington, DC,
2012



**Economics
and Statistics
Administration**

Vacant,
Under Secretary for
Economic Affairs



U.S. CENSUS BUREAU

Thomas L. Mesenbourg,
Acting Director

Nancy A. Potok,
Deputy Director and
Chief Operating Officer

Enrique J. Lamas,
Associate Director
for Demographic Programs

Enrique J. Lamas,
Acting Chief, Population Division

CONTENTS

List of Statistical Tables.	v
How to Use This Census Report	I-1
Table Finding Guide	II-1
User Notes	III-1
Statistical Tables	1
Appendixes	
A Geographic Terms and Concepts	*
B Definitions of Subject Characteristics	*
C Data Collection and Processing Procedures.	*
D Questionnaire.	*
E Maps	E-1
F Operational Overview and Accuracy of the Data	*
G Residence Rule and Residence Situations for the 2010 Census of the United States.	*
H Acknowledgments	*

*Appendix may be found in the separate volume, CPH-1-A, *Summary Population and Housing Characteristics, Selected Appendixes*, on the Internet at <www.census.gov/prod/cen2010/cph-1-a.pdf>.

LIST OF
STATISTICAL
TABLES

Table no.	Title	Page
1.	Age and Sex: 2010 State, County, County Subdivision, Place	2
2.	Age and Sex: 2010 State, County, Place and County Subdivision	12
3.	Race and Hispanic or Latino Origin: 2010 State, County, County Subdivision, Place	24
4.	Race and Hispanic or Latino Origin: 2010 State, County, Place and County Subdivision	34
5.	Population for Selected Categories of Race: 2010 State, County, County Subdivision, Place	46
6.	Population for Selected Categories of Race: 2010 State, County, Place and County Subdivision	51
7.	Households and Families: 2010 State, County, County Subdivision, Place	57
8.	Households and Families: 2010 State, County, Place and County Subdivision	62
9.	Household Relationship and Group Quarters Population: 2010 State, County, County Subdivision, Place	68
10.	Household Relationship and Group Quarters Population: 2010 State, County, Place and County Subdivision	73
11.	Housing Occupancy and Tenure: 2010 State, County, County Subdivision, Place	79
12.	Housing Occupancy and Tenure: 2010 State, County, Place and County Subdivision	84
13.	Occupied Housing Units (Households) by Race and Hispanic or Latino Origin of Householder: 2010 State, County, County Subdivision, Place	90
14.	Occupied Housing Units (Households) by Race and Hispanic or Latino Origin of Householder: 2010 State, County, Place and County Subdivision	96
15.	Land Area and Population Density: 2010 State, County, County Subdivision, Place	102
16.	Land Area and Population Density: 2010 State, County, Place and County Subdivision	105

17. Age and Sex for the American Indian and Alaska Native Population (One Race): 2010	*
American Indian Area, County	
18. Race and Hispanic or Latino Origin: 2010	*
American Indian Area, County	
19. Population for Selected Categories of Race for American Indian and Alaska Native Areas: 2010	*
American Indian Area, County	
20. Households and Families With American Indian and Alaska Native Householder (One Race): 2010	*
American Indian Area, County	
21. Household Relationship and Group Quarters Population for the American Indian and Alaska Native Population (One Race): 2010	*
American Indian Area, County	
22. Housing Occupancy and Tenure: 2010	*
American Indian Area, County	
23. Occupied Housing Units (Households) by Race and Hispanic or Latino Origin of Householder: 2010	*
American Indian Area, County	
24. Land Area and Population Density: 2010	*
American Indian Area, County	

* Table was omitted because there were no qualifying geographic areas.

How to Use This Census Report

CONTENTS

	Page
Introduction	I-1
How to Find Geographic Areas and Subject Matter Data	I-2
How to Use the Statistical Tables	I-2
Graphics	I-4
User Notes	I-4
Appendixes	I-5

INTRODUCTION

Data from the 2010 Census for the United States and Puerto Rico are presented in two printed report series and a single report for American Indians and Alaska Natives by tribe:

1. CPH-1, *Summary Population and Housing Characteristics*
2. CPH-2, *Population and Housing Unit Counts*
3. CPH-3, *Characteristics of American Indians and Alaska Natives by Tribe*

The data from the 2010 Census were derived from a limited number of basic questions asked of the entire population and about every housing unit. Appendix D (see *Selected Appendixes* report at www.census.gov/prod/cen2010/cph-1-a.pdf) presents a facsimile of the questionnaire pages used to collect the data included in this report. Note that the “long form” data included in previous censuses are not included in the 2010 Census.

The CPH-1, *Summary Population and Housing Characteristics*, report series provides data based on age, Hispanic or Latino origin, household relationship, race, sex, tenure (owner- or renter-occupied), and vacancy characteristics. Land area measurements and population density also are provided. This series is similar to the Census 2000 PHC-1 series.

The CPH-2, *Population and Housing Unit Counts*, report series provides 2010 Census and historical comparisons of the population and housing unit counts. It also provides area measurements and density. The user notes section documents geographic changes over the past decade. This series is similar to the Census 2000 PHC-3 series.

In each series, there is one report for each state, the District of Columbia, and Puerto Rico, plus a United States summary report. Many tables in the United States summary reports include data for Puerto Rico.

The CPH-3, *Characteristics of American Indians and Alaska Natives by Tribe*, report provides population and housing information for selected American Indian and Alaska Native tribes. This report is similar to the Census 2000 PHC-5 report. This is a single report covering the entire United States.

HOW TO FIND GEOGRAPHIC AREAS AND SUBJECT MATTER DATA

This report includes a table finding guide to assist the user in locating those statistical tables that contain the desired data. The table finding guide lists alphabetically, by geographic area, the subjects shown in this report. To determine which tables in this report show data for a particular topic, find the subject in the left-hand column of the table finding guide and then look across the columns using the headings at the top for the desired type of geographic area. Figure I-1 is an example of a table finding guide.

The table finding guide does not include cross-classification of subject-matter items. Additional information to locate data within specific reports is provided in the headnote at the top of the table finding guide and in the footnotes at the bottom of the guide.

HOW TO USE THE STATISTICAL TABLES

Parts of a Statistical Table

The census data included in printed reports are arranged in tables. Each table includes four major parts: (1) heading, (2) boxhead, (3) stub, and (4) data field. A typical census report table is illustrated in Figure I-2.

The heading consists of the table number, title, and headnote. The table number indicates the position of the table within the report, while the title is a brief statement indicating the subjects and time reference of the data presented in the table. The headnote is enclosed in brackets and is located under the title. It contains statements that qualify, explain, or provide information pertaining to the entire table.

The boxhead is under the heading. This portion of the table, which contains the individual column heads or captions, describes the data in each vertical column. In the boxhead of many tables, a spanner appears across and above two or more column heads or across two or more lower spanners. The purpose of a spanner is to classify or qualify items below it or separate the table into identifiable blocks in terms of major aspects of the data.

The stub is located at the left edge of the table. It includes a listing of line or row captions or descriptions. At the top of the stub is the stubhead. The stubhead is considered to be an extension of the table title and usually shows generic geographic area designations and restrictions.

In the stub, several features are used to help the user better understand the contents of the table. Usually, a block of data lines is preceded by a sidehead. The sidehead, similar to a spanner, describes and classifies the stub entries following it. The use of indentation in a stub indicates the relationship of one data line to

Figure I-1.

Table Finding Guide

SUBJECTS BY TYPE OF GEOGRAPHIC AREA AND TABLE NUMBER

Subjects covered in this guide are shown on the left side, and types of geographic areas are shown at the top. Table numbers shown in bold indicate that either all or part of the table is presented for the American Indian and Alaska Native population in American Indian and Alaska Native areas, or for the Native Hawaiian and Other Pacific Islander population in Hawaiian home lands. See CPH-1-A, *Summary Population and Housing Characteristics, Selected Appendixes* (<www.census.gov/prod/cen2010/cph-1-a.pdf>) for a description of area classifications (Appendix A) and for definitions and explanations of subject characteristics (Appendix B).

Subject	The state ¹	County ²	Place		County subdivision		American Indian and Alaska Native area ⁴	Hawaiian home land ⁵
			By county and county subdivision	Alphabetically for the state	By county	Alphabetically for the state ³		
POPULATION CHARACTERISTICS								
Age	1, 2	1, 2	1	2	1	2	17	25
Average family size	7, 8	7, 8	7	8	7	8	20	28
Average household size	7, 8	7, 8	7	8	7	8	20	28
Families and family characteristics	7, 8	7, 8	7	8	7	8	20	28
Group quarters population	9, 10	9, 10	9	10	9	10	21	29
Hispanic or Latino origin	3, 4	3, 4	3	4	3	4	18	26
	7, 8, 9,	7, 8, 9,						
Households and household characteristics ..	10	10	7, 9	8, 10	7, 9	8, 10	20, 21	28, 29
Nonfamily households	7, 8	7, 8	7	8	7	8	20	28
Population density	15, 16	15, 16	15	16	15	16	24	32
Race	3, 4, 5, 6	3, 4, 5, 6	3, 5	4, 6	3, 5	4, 6	18, 19	26, 27
Relationship to householder	9, 10	9, 10	9	10	9	10	21	29
Sex	1, 2	1, 2	1	2	1	2	17	25
Unmarried partner	9, 10	9, 10	9	10	9	10	21	29
HOUSING CHARACTERISTICS								
Average household size by tenure	11, 12	11, 12	11	12	11	12	22	30
Hispanic or Latino origin of householder ..	13, 14	13, 14	13	14	13	14	23	31
Occupancy characteristics	11, 12	11, 12	11	12	11	12	22	30
Race of householder	13, 14	13, 14	13	14	13	14	23	31
Tenure	11, 12	11, 12	11	12	11	12	22	30
Vacancy characteristics	11, 12	11, 12	11	12	11	12	22	30
GEOGRAPHIC CHARACTERISTICS								
Land area	15, 16	15, 16	15	16	15	16	24	32
Population density	15, 16	15, 16	15	16	15	16	24	32

¹ State, District of Columbia, or Puerto Rico.

² Parish in Louisiana; city and borough, municipality, borough, or census area in Alaska; and municipio in Puerto Rico. In Maryland, Missouri, Nevada, and Virginia, one or more cities are independent of counties and are treated as statistical equivalents of counties. The entire District of Columbia, which has no counties, is treated as a county equivalent.

³ County subdivisions within the state are shown alphabetically with places for the following 12 states: Connecticut, Maine, Massachusetts, Michigan, Minnesota, New Hampshire, New Jersey, New York, Pennsylvania, Rhode Island, Vermont, and Wisconsin.

⁴ American Indian and Alaska Native areas include state and federal American Indian reservations; Oklahoma tribal statistical areas (OTSA); Alaska Native village statistical areas (ANVSAs); tribal designated statistical areas (TDSAs); state designated tribal statistical areas (SDTSAs); and Alaska Native Regional Corporations (ANRCs).

⁵ Tables for these areas appear only in the report for Hawaii.

Figure I-2.
PARTS OF A STATISTICAL TABLE

Table number and title: Table 6. Population for Selected Categories of Race: 2010

Headnote: For information on confidentiality protection, nonsampling error, and definitions, see Selected Appendixes at <www.census.gov/prod/cen2010/cph-1-a.pdf>

Column head: Race in combination with one or more other races; Race alone or in combination with one or more other races

Heading: Table 6. Population for Selected Categories of Race: 2010

Stubhead: State, County, Place

Boxhead: White, Black or African American, American Indian and Alaska Native, Asian, Native Hawaiian and Other Pacific Islander, Some Other Race

Sidehead: COUNTY, PLACE

Stub: 20 Delaware

Data field: Population counts for various race categories across counties and places in Delaware.

State County Place	Race in combination with one or more other races						Race alone or in combination with one or more other races					
	White	Black or African American	American Indian and Alaska Native	Asian	Native Hawaiian and Other Pacific Islander	Some Other Race	White	Black or African American	American Indian and Alaska Native	Asian	Native Hawaiian and Other Pacific Islander	Some Other Race
Delaware.....	18,775	14,109	5,718	5,152	816	5,026	637,392	205,923	9,899	33,701	1,216	35,545
COUNTY												
Kent County.....	4,523	3,595	1,558	1,215	215	838	114,522	42,508	2,601	4,521	306	4,073
New Castle County.....	10,502	7,849	2,895	3,333	409	3,171	363,457	135,735	4,469	26,633	508	22,286
Sussex County.....	3,750	2,565	1,265	604	192	1,017	159,413	27,680	2,829	1,547	342	9,186
PLACE												
Arden village, New Castle County.....	3	1	1	2	0	1	428	6	3	3	0	3
Ardencroft village, New Castle County.....	1	0	0	1	0	0	199	21	0	12	0	0
Ardersoon village, New Castle County.....	8	2	0	5	0	2	256	4	0	11	0	2
Bear CDP, New Castle County.....	522	447	149	132	11	201	10,298	7,129	211	944	16	1,527
Bellfonte town, New Castle County.....	13	5	2	5	2	7	1,096	80	4	19	3	9
Bethany Beach town, Sussex County.....	5	1	1	1	0	0	1,054	5	1	5	0	0
Bethel town, Sussex County.....	2	2	0	0	0	0	164	8	0	1	0	0
Blades town, Sussex County.....	45	46	6	0	3	7	802	391	15	10	3	74
Bowers town, Kent County.....	3	1	1	1	0	1	318	7	4	5	0	5
Bridgetown town, Sussex County.....	62	51	16	8	5	12	1,391	545	19	14	7	152
Brookside CDP, New Castle County.....	445	225	118	80	35	125	10,218	3,070	172	529	37	912
Camden town, Kent County.....	124	104	49	52	0	13	2,413	920	60	180	1	63
Cheswold town, Kent County.....	50	32	32	12	10	13	793	497	88	46	10	47
Claymont CDP, New Castle County.....	149	112	34	32	5	25	5,435	2,344	62	347	14	240
Clayton town.....	73	73	21	16	1	13	2,105	791	27	33	1	63
Kent County (part).....	73	73	21	16	1	13	2,105	791	27	33	1	63
New Castle County (part).....	0	0	0	0	0	0	0	0	0	0	0	0
Dagsboro town, Sussex County.....	17	16	4	3	0	2	706	69	12	3	0	36
Delaware City city, New Castle County.....	64	46	16	5	0	5	1,473	341	17	22	0	20
Delmar town, Sussex County.....	75	67	21	7	1	4	1,281	237	27	18	1	19
Dewey Beach town, Sussex County.....	4	3	0	0	1	0	318	12	1	3	0	10
Dover city, Kent County.....	1,053	1,097	375	328	52	195	18,446	16,312	571	1,310	75	960
Dover Base Housing CDP, Kent County.....	216	122	47	85	23	37	2,699	580	55	163	32	200
Edgemont CDP, New Castle County.....	99	115	39	9	1	16	3,499	2,089	58	72	1	99
Ellendale town, Sussex County.....	8	13	6	3	2	0	242	125	6	5	4	15
Elmire town, New Castle County.....	165	123	44	33	0	116	4,435	925	92	139	0	786
Farmington town, Kent County.....	0	0	0	0	0	0	110	0	0	0	0	0
Felton town, Kent County.....	48	38	12	3	0	12	998	290	20	25	1	23
Fenwick Island town, Sussex County.....	1	0	1	0	0	0	371	2	1	3	0	3
Frankford town, Sussex County.....	10	11	4	0	2	5	407	249	4	11	2	190
Frederica town, Kent County.....	32	33	14	2	0	7	538	183	14	9	1	57
Georgetown town, Sussex County.....	200	85	51	8	2	133	3,191	1,018	328	78	11	2,038
Glasgow CDP, New Castle County.....	312	276	71	121	6	67	9,505	3,862	119	937	10	309
Greenville CDP, New Castle County.....	24	10	3	22	0	6	2,018	121	3	190	0	28
Greenwood town, Sussex County.....	28	12	17	5	0	0	718	211	17	11	0	48
Harrington city, Kent County.....	120	102	55	15	10	15	2,568	931	76	43	14	94
Hartly town, Kent County.....	0	0	0	0	0	0	72	0	1	0	1	0
Henlopen Acres town, Sussex County.....	0	0	0	0	0	0	118	3	0	1	0	0
Highland Acres CDP, Kent County.....	96	71	24	44	7	14	2,725	579	45	189	10	45
Hockessin CDP, New Castle County.....	188	98	38	132	8	31	11,712	434	59	1,429	17	102
Houston town, Kent County.....	2	2	0	1	0	1	346	22	2	4	0	3
Kent Acres CDP, Kent County.....	51	38	17	17	1	8	1,302	505	29	66	1	55
Kenton town, Kent County.....	8	6	2	0	0	0	342	12	2	0	0	13
Laurel town, Sussex County.....	135	155	33	38	15	37	1,889	1,668	75	72	33	188
Lepisk town, Kent County.....	6	6	0	0	0	0	170	9	4	0	0	6
Lewis city, Sussex County.....	14	26	17	4	1	1	2,502	237	27	14	3	10
Little Creek town, Kent County.....	5	1	4	0	0	0	214	6	7	1	0	1
Long Neck CDP, Sussex County.....	6	3	5	0	0	1	1,896	44	10	7	0	31
Magnolia town, Kent County.....	7	2	4	2	0	1	182	38	14	3	0	6
Middletown town, New Castle County.....	457	405	107	132	19	131	12,145	5,772	143	841	27	597
Milford city.....	189	176	65	27	23	60	6,404	2,304	115	137	45	838
Kent County (part).....	93	91	24	8	8	41	1,906	1,526	53	46	13	374
Sussex County (part).....	96	85	41	19	15	19	4,498	778	62	91	32	464
Mildoro town, Sussex County.....	90	97	29	20	7	23	2,863	792	49	149	7	154
Milville town, Sussex County.....	9	1	1	7	0	0	515	14	1	11	0	12
Milton town, Sussex County.....	75	76	20	3	0	12	2,027	497	38	18	1	92
Newark city, New Castle County.....	626	318	141	325	31	112	26,532	2,412	194	2,570	41	519
New Castle city, New Castle County.....	101	95	39	19	2	31	3,660	1,530	57	80	2	105
Newport town, New Castle County.....	29	26	6	5	2	9	744	220	9	23	2	100
North Star CDP, New Castle County.....	83	20	8	61	0	27	7,066	270	11	687	0	48
Ocean View town, Sussex County.....	17	8	6	5	1	3	1,835	24	7	29	1	8
Odessa town, New Castle County.....	12	10	4	5	0	2	334	35	4	9	0	2

20 Delaware
State name and page number

Summary Population and Housing Characteristics
U.S. Census Bureau, 2010 Census

Report title

another. Indented data lines represent subcategories that, in most instances, sum to a total. Occasionally in tables, it is desirable to show one or more single-line subcategories that do not sum to the total.

The data field is that part of the statistical table that contains the data. It extends from the bottom of the boxhead to the bottom of the table and from the right of the stub to the right edge of the page.

Both geographic and subject-matter terms appear in tables. It is important to read the definitions of the terms used in the tables because census terms often are defined in special ways that reflect the manner in which the questions were asked and the data were tabulated. Definitions of geographic terms are provided in Appendix A of CPH-1-A, *Summary Population and Housing Characteristics, Selected Appendixes* at <www.census.gov/prod/cen2010/cph-1-a.pdf>. Census tables often include derived measures such as medians, means, percentages, and ratios. These and other subject-matter terms are defined in Appendix B of the same report.

Symbols and Geographic Abbreviations

The following symbols are used in the tables and explanations of subjects covered in 2010 Census reports:

- A dash “–” represents zero or a derived measure that rounds to less than 0.1. This symbol appears only in the 2010 Census CPH-2, *Population and Housing Unit Counts*, report series.
- (X) means not applicable. In the 1990 and earlier decennial census reports, three dots “...” meant not applicable.
- (NA) means not available.
- The superscript prefix “r” indicates that a Census 2000 count has been revised since the publication of the Census 2000 reports as a result of certified Count Question Resolution (CQR) changes (see also <www.census.gov/prod/cen2000/notes/errata.pdf>). This symbol appears only in the 2010 Census CPH-2, *Population and Housing Unit Counts*, report series.
- A minus sign “–” preceding a figure denotes decrease. The minus sign appears only in the 2010 Census CPH-2, *Population and Housing Unit Counts*, report series.

The following are examples of geographic abbreviations and terms that may be used in the tables in this report:

- A “(part)” next to the name of a geographic area in a hierarchical presentation indicates that the geographic entity is located only partially in the superior geographic entity. For example, a “(part)” next to a place name in a county subdivision-place hierarchy indicates that the place is located in more than one county subdivision. (Places also may be “split” by county, congressional district, urban/rural, metropolitan area, voting district, and other geographic boundaries, depending on the presentation.) Other geographic entities also can be “split” by a higher level entity. The exception is a tabulation block, which is unique within all geographic entities in census products.
- ANVSA is Alaska Native village statistical area.
- ANRC is Alaska Native Regional Corporation.
- CCD is census county division.
- CDP is census designated place.
- CSA is combined statistical area.
- NECTA is New England city and town area.
- Metro Area is metropolitan statistical area.
- Micro Area is micropolitan statistical area.
- OTSA is Oklahoma tribal statistical area.
- SDTSA is state designated tribal statistical area.
- TDSA is tribal designated statistical area.
- UT is unorganized territory.

GRAPHICS

Charts, statistical maps, and other graphic summaries are included in some 2010 Census reports.

USER NOTES

User notes include corrections, errata, and related explanatory information. They also provide information about unique characteristics of the report and changes or corrections made too late to be reflected in the text or tables themselves. However, sometimes this information becomes available too late to be reflected even in the user notes. Therefore, updates are available in the *Notes and Errata* document at <www.census.gov/prod/cen2010/notes/errata.pdf>.

APPENDIXES

Appendixes A through D and F through H, described below, are in the separate volume, CPH-1-A, *Summary Population and Housing Characteristics, Selected Appendixes*, on the Internet at <www.census.gov/prod/cen2010/cph-1-a.pdf>. Appendix E is included in this report.

Appendix A, Geographic Terms and Concepts. Provides definitions of the types of geographic areas and related information used in census products.

Appendix B, Definitions of Subject Characteristics. Contains definitions for the subject-matter terms used in census products, including explanations of derived measures, limitations of the data, and comparability with previous censuses. The subjects are listed alphabetically. Population characteristics are defined first, followed by the definitions of the housing subjects.

Appendix C, Data Collection and Processing Procedures. Explains the 2010 Census mission and scope and provides thumbnail descriptions of 2010 Census operations.

Appendix D, Questionnaire. Presents a facsimile of the 2010 Census questionnaire used to collect the data in this report.

Appendix E, Maps. Contains maps depicting the geographic areas shown in this report.

Appendix F, Operational Overview and Accuracy of the Data. Provides information on 2010 Census operations, including group quarters enumeration, confidentiality of the data, imputation of housing unit status and population counts, sources of errors in the data, and data editing.

Appendix G, Residence Rule and Residence Situations for the 2010 Census of the United States. Contains a description of the residence rule and residence situations used by Census Bureau staff to guide decisions on where people should be counted in the 2010 Census. This document is the basis for residence-related sections of questionnaires, collection instruments, field materials, and training materials.

Appendix H, Acknowledgments. Lists many of the U.S. Census Bureau staff who participated in report preparation.

Table Finding Guide

SUBJECTS BY TYPE OF GEOGRAPHIC AREA AND TABLE NUMBER

Subjects covered in this guide are shown on the left side, and types of geographic areas are shown at the top. Table numbers shown in bold indicate that either all or part of the table is presented for the American Indian and Alaska Native population in American Indian and Alaska Native areas, or for the Native Hawaiian and Other Pacific Islander population in Hawaiian home lands. See CPH-1-A, *Summary Population and Housing Characteristics, Selected Appendixes* (<www.census.gov/prod/cen2010/cph-1-a.pdf>) for a description of area classifications (Appendix A) and for definitions and explanations of subject characteristics (Appendix B).

Subject	The state ¹	County ²	Place		County subdivision		American Indian and Alaska Native area ⁴	Hawaiian home land ⁵
			By county and county subdivision	Alphabetically for the state	By county	Alphabetically for the state ³		
POPULATION CHARACTERISTICS								
Age	1, 2	1, 2	1	2	1	2	17	25
Average family size	7, 8	7, 8	7	8	7	8	20	28
Average household size	7, 8	7, 8	7	8	7	8	20	28
Families and family characteristics	7, 8	7, 8	7	8	7	8	20	28
Group quarters population	9, 10	9, 10	9	10	9	10	21	29
Hispanic or Latino origin	3, 4	3, 4	3	4	3	4	18	26
Households and household characteristics	7, 8, 9, 10	7, 8, 9, 10	7, 9	8, 10	7, 9	8, 10	20, 21	28, 29
Nonfamily households	7, 8	7, 8	7	8	7	8	20	28
Population density	15, 16	15, 16	15	16	15	16		32
Race	3, 4, 5, 6	3, 4, 5, 6	3, 5	4, 6	3, 5	4, 6	18, 19	26, 27
Relationship to householder	9, 10	9, 10	9	10	9	10	21	29
Sex	1, 2	1, 2	1	2	1	2	17	25
Unmarried partner	9, 10	9, 10	9	10	9	10	21	29
HOUSING CHARACTERISTICS								
Average household size by tenure	11, 12	11, 12	11	12	11	12	22	30
Hispanic or Latino origin of householder	13, 14	13, 14	13	14	13	14	23	31
Occupancy characteristics	11, 12	11, 12	11	12	11	12	22	30
Race of householder	13, 14	13, 14	13	14	13	14	23	31
Tenure	11, 12	11, 12	11	12	11	12	22	30
Vacancy characteristics	11, 12	11, 12	11	12	11	12	22	30
GEOGRAPHIC CHARACTERISTICS								
Land area	15, 16	15, 16	15	16	15	16	24	32
Population density	15, 16	15, 16	15	16	15	16	24	32

¹ State, District of Columbia, or Puerto Rico.

² Parish in Louisiana; city and borough, municipality, borough, or census area in Alaska; and municipio in Puerto Rico. In Maryland, Missouri, Nevada, and Virginia, one or more cities are independent of counties and are treated as statistical equivalents of counties. The entire District of Columbia, which has no counties, is treated as a county equivalent.

³ County subdivisions within the state are shown alphabetically with places for the following 12 states: Connecticut, Maine, Massachusetts, Michigan, Minnesota, New Hampshire, New Jersey, New York, Pennsylvania, Rhode Island, Vermont, and Wisconsin.

⁴ American Indian and Alaska Native areas include state and federal American Indian reservations; Oklahoma tribal statistical areas (OTSAs); Alaska Native village statistical areas (ANVSAs); tribal designated statistical areas (TDSAs); state designated tribal statistical areas (SDTSAs); and Alaska Native Regional Corporations (ANRCs).

⁵ Tables for these areas appear only in the report for Hawaii.

User Notes

User notes include corrections, errata, and related explanatory information. These updates provide information about unique characteristics of the report and changes or corrections made too late to be reflected in the text or tables themselves. They are available in the *Notes and Errata* document at <www.census.gov/prod/cen2010/notes/errata.pdf>.

ADDITIONAL DEFINITIONS AND EXPLANATIONS OF THE DATA

User Note 1

Places within a state that have the same name are differentiated by the use of county name in parentheses. Because county name is appended to place names in selected tables in this report, the county name will appear twice for these places.

Correction Notes

Alburg village, Grand Isle County

Alburg village name should be Alburgh; it is incorrectly shown as Alburg.

Alburg town, Grand Isle County

Alburg town name should be Alburgh; it is incorrectly shown as Alburg.

STATISTICAL TABLES

Table 1.
Age and Sex: 2010

[For information on confidentiality protection, nonsampling error, and definitions, see Selected Appendixes at <www.census.gov/prod/cen2010/cph-1-a.pdf>]

State County County Subdivision Place	Total population	Median age	Age								
			Under 5 years	5 to 17 years	18 to 20 years	21 to 24 years	25 to 34 years	35 to 44 years	45 to 54 years	55 to 59 years	60 to 64 years
Vermont.....	625,741	41.5	31,952	97,281	31,455	33,418	69,622	78,359	102,603	48,739	41,234
Addison County.....	36,821	41.3	1,772	5,730	2,579	2,215	3,402	4,559	6,025	2,932	2,505
Addison town.....	1,371	43.9	65	254	36	36	132	183	223	102	121
Bridport town.....	1,218	43.9	55	210	33	48	133	145	194	97	99
Bristol town.....	3,894	41.9	222	646	142	133	431	539	689	296	250
Bristol CDP.....	2,030	42.1	121	319	70	78	244	252	328	161	127
Cornwall town.....	1,185	46.0	59	220	33	44	62	150	217	102	94
Ferrisburgh town.....	2,775	44.3	131	473	78	86	253	395	531	256	195
Goshen town.....	164	50.7	7	12	3	11	14	18	34	14	18
Granville town.....	298	42.5	15	35	10	12	42	46	50	38	11
Hancock town.....	323	48.3	17	44	8	8	20	47	48	42	34
Leicester town.....	1,100	46.7	45	160	40	39	91	125	230	90	90
Lincoln town.....	1,271	44.3	76	239	26	32	105	174	249	119	81
Middlebury town.....	8,496	28.2	305	919	1,640	1,168	672	751	904	469	449
East Middlebury CDP.....	425	42.7	29	65	8	13	52	56	72	28	30
Middlebury CDP.....	6,588	22.9	203	586	1,593	1,108	490	485	600	310	289
Monkton town.....	1,980	41.3	128	344	48	73	193	309	358	198	140
New Haven town.....	1,727	44.2	75	305	54	53	167	236	350	159	133
Orwell town.....	1,250	44.0	65	221	42	41	105	162	220	105	98
Panton town.....	677	44.7	42	99	16	23	79	83	118	42	65
Ripton town.....	588	46.2	26	95	13	12	57	70	130	50	55
Salisbury town.....	1,136	45.1	54	189	25	42	110	146	219	108	84
Shoreham town.....	1,265	44.7	57	210	25	49	113	185	219	124	96
Starksboro town.....	1,777	40.2	105	318	62	65	208	271	318	175	122
Vergennes city.....	2,588	36.9	148	434	199	171	288	302	406	176	143
Waltham town.....	486	48.6	22	73	14	17	29	67	79	59	36
Weybridge town.....	833	46.6	21	167	13	29	53	109	152	86	63
Whiting town.....	419	41.5	32	63	19	23	45	46	87	25	28
Bennington County.....	37,125	45.1	1,877	5,726	1,619	1,603	3,392	4,282	6,041	2,922	2,668
Arlington town.....	2,317	47.8	118	331	50	73	223	262	379	231	181
Arlington CDP (part).....	1,072	45.2	58	168	24	38	129	116	153	105	70
Bennington town.....	15,764	40.8	905	2,358	1,059	952	1,641	1,788	2,166	1,072	983
Bennington CDP.....	9,074	43.0	536	1,349	309	460	1,064	1,044	1,262	642	560
North Bennington village.....	1,643	22.8	52	175	420	232	97	131	145	92	81
Old Bennington village.....	139	52.8	6	22	5	0	2	15	24	11	20
Dorset town.....	2,031	50.9	78	316	44	48	123	205	393	171	183
Dorset CDP.....	249	56.3	4	29	5	8	10	15	48	25	27
Glastenbury town.....	8	55.5	0	1	0	0	1	0	2	2	2
Landgrove town.....	158	53.5	4	26	3	1	7	15	26	15	14
Manchester town.....	4,391	49.2	158	707	123	120	307	436	828	359	350
Manchester village.....	749	61.9	11	83	13	14	35	36	103	55	57
Manchester Center CDP.....	2,120	45.6	87	366	69	72	183	257	387	163	160
Peru town.....	375	47.8	16	62	13	4	29	46	66	36	39
Pownal town.....	3,527	43.3	210	592	100	137	361	448	615	272	271
Readsboro town.....	763	48.8	31	109	25	19	62	83	162	63	52
Readsboro CDP.....	321	48.5	15	44	8	10	31	40	44	20	23
Rupert town.....	714	48.5	25	102	23	19	59	91	105	54	61
Sandgate town.....	405	46.4	25	62	11	12	26	54	74	35	31
Searsburg town.....	109	44.5	4	19	7	3	3	19	18	10	9
Shaftsbury town.....	3,590	46.4	164	579	85	125	281	488	655	332	279
South Shaftsbury CDP.....	683	45.4	37	106	16	26	65	88	114	55	45
Stamford town.....	824	47.5	31	140	23	25	61	96	187	74	49
Sunderland town.....	956	45.3	57	146	22	34	97	117	164	78	60
Arlington CDP (part).....	141	45.5	8	26	4	6	11	14	26	10	6
Winhall town.....	769	49.8	28	121	16	19	55	92	126	64	76
Woodford town.....	424	47.1	23	55	15	12	56	42	75	54	28
Caledonia County.....	31,227	42.1	1,727	5,066	1,555	1,477	3,215	3,685	4,891	2,654	2,164
Barnet town.....	1,708	45.3	102	292	57	59	180	156	288	188	134
Barnet CDP.....	129	53.3	9	12	2	4	13	11	20	24	9
Burke town.....	1,753	40.1	106	295	53	71	212	236	258	150	112
East Burke CDP.....	132	37.0	9	17	5	5	24	27	12	13	10
West Burke village.....	343	39.5	25	56	15	11	49	39	55	23	21
Danville town.....	2,196	46.2	126	333	67	70	190	278	361	192	199
Danville CDP.....	383	48.5	28	44	12	15	29	52	41	35	38
Groton town.....	1,022	42.4	66	192	27	42	101	115	160	97	63
Groton CDP.....	437	35.1	37	96	12	22	51	46	58	31	20
Hardwick town.....	3,010	40.7	195	544	110	114	356	363	465	263	202
Hardwick CDP.....	1,345	38.6	110	229	62	60	164	145	196	87	85
Kirby town.....	493	44.6	21	97	17	11	46	57	94	52	47
Lyndon town.....	5,981	36.9	267	845	719	501	564	603	823	427	342
Lyndonville village.....	1,207	32.7	83	154	70	151	168	120	144	71	56
Newark town.....	581	48.5	30	74	12	17	54	76	113	58	53
Peacham town.....	732	48.5	35	123	14	25	56	83	121	95	53
Ryegate town.....	1,174	44.3	72	173	41	41	124	146	163	110	111
St. Johnsbury town.....	7,603	41.8	467	1,177	299	372	880	898	1,190	577	483
St. Johnsbury CDP.....	6,193	41.9	389	917	253	324	729	713	956	435	361
Sheffield town.....	703	43.0	30	118	28	23	76	97	129	60	52
Stannard town.....	216	41.5	7	48	4	5	16	41	34	12	26
Sutton town.....	1,029	42.2	63	165	30	43	116	133	160	99	76

Table 1.
Age and Sex: 2010—Con.

[For information on confidentiality protection, nonsampling error, and definitions, see Selected Appendixes at <www.census.gov/prod/cen2010/cph-1-a.pdf>]

Age—Con			Age and sex						Percent of total population		State County County Subdivision Place
65 to 74 years	75 to 84 years	85 years and over	All ages		18 years and over		65 years and over		Under 18 years	65 years and over	
			Female	Males per 100 females	Total	Female	Total	Female			
49,538	28,743	12,797	317,535	97.1	496,508	254,650	91,078	50,764	20.7	14.6	Vermont
2,826	1,553	723	18,457	99.5	29,319	14,875	5,102	2,766	20.4	13.9	Addison County
137	57	25	638	114.9	1,052	495	219	101	23.3	16.0	Addison town
123	58	23	606	101.0	953	466	204	106	21.8	16.7	Bridport town
284	182	80	1,965	98.2	3,026	1,539	546	315	22.3	14.0	Bristol town
163	117	50	1,041	95.0	1,590	830	330	205	21.7	16.3	Bristol CDP
135	54	15	596	98.8	906	463	204	101	23.5	17.2	Cornwall town
244	98	35	1,352	105.3	2,171	1,069	377	203	21.8	13.6	Ferrisburgh town
27	6	0	81	102.5	145	72	33	13	11.6	20.1	Goshen town
20	18	1	142	109.9	248	119	39	20	16.8	13.1	Granville town
36	13	6	149	116.8	262	121	55	24	18.9	17.0	Hancock town
122	43	25	544	102.2	895	443	190	96	18.6	17.3	Leicester town
91	52	27	605	110.1	956	479	170	89	24.8	13.4	Lincoln town
515	449	255	4,424	92.0	7,272	3,856	1,219	746	14.4	14.3	Middlebury town
35	26	11	225	88.9	331	175	72	41	22.1	16.9	East Middlebury CDP
366	339	219	3,463	90.2	5,799	3,097	924	588	12.0	14.0	Middlebury CDP
126	45	18	1,003	97.4	1,508	770	189	90	23.8	9.5	Monkton town
117	56	22	853	102.5	1,347	659	195	97	22.0	11.3	New Haven town
104	60	27	634	97.2	964	495	191	101	22.9	15.3	Orwell town
58	39	13	324	109.0	536	259	110	51	20.8	16.2	Panton town
59	13	8	290	102.8	467	237	80	37	20.6	13.6	Ripton town
90	44	25	556	104.3	893	439	159	79	21.4	14.0	Salisbury town
115	53	19	628	101.4	998	491	187	95	21.1	14.8	Shoreham town
77	35	21	865	105.4	1,354	665	133	66	23.8	7.5	Starksboro town
183	86	52	1,323	95.6	2,006	1,052	321	196	22.5	12.4	Vergennes city
52	32	6	246	97.6	391	198	90	41	19.5	18.5	Waltham town
82	44	14	419	98.8	645	324	140	74	22.6	16.8	Weybridge town
29	16	6	214	95.8	324	164	51	25	22.7	12.2	Whiting town
3,562	2,368	1,065	19,171	93.7	29,522	15,520	6,995	3,922	20.5	18.8	Bennington County
270	157	42	1,192	94.4	1,868	987	469	267	19.4	20.2	Arlington town
119	71	21	561	91.1	846	459	211	126	21.1	19.7	Arlington CDP (part)
1,238	974	628	8,385	88.0	12,501	6,764	2,840	1,694	20.7	18.0	Bennington town
757	675	416	4,780	89.8	7,189	3,842	1,848	1,095	20.8	20.3	Bennington CDP
91	64	63	954	72.2	1,416	848	218	138	13.8	13.4	North Bennington village
20	9	5	65	113.8	111	54	34	17	20.1	24.5	Old Bennington village
251	170	49	1,035	96.2	1,637	851	470	241	19.4	23.1	Dorset town
32	31	15	126	97.6	216	111	78	47	13.3	31.3	Dorset CDP
0	0	0	4	100.0	7	3	0	0	12.5	0.0	Glastenbury town
30	14	3	85	85.9	128	68	47	27	19.0	29.7	Landgrove town
498	336	169	2,327	88.7	3,526	1,897	1,003	583	19.7	22.8	Manchester town
103	133	106	428	75.0	655	372	342	209	12.6	45.7	Manchester village
213	127	36	1,114	90.3	1,667	891	376	226	21.4	17.7	Manchester Center CDP
34	24	6	183	104.9	297	147	64	35	20.8	17.1	Peru town
334	155	32	1,710	106.3	2,725	1,371	521	267	22.7	14.8	Pownal town
89	54	14	362	110.8	623	309	157	83	18.3	20.6	Readsboro town
39	39	8	157	104.5	262	134	86	48	18.4	26.8	Readsboro CDP
95	60	20	345	107.0	587	286	175	88	17.8	24.5	Rupert town
50	20	5	204	98.5	318	160	75	31	21.5	18.5	Sandgate town
13	2	2	45	142.2	86	38	17	8	21.1	15.6	Searsburg town
345	202	55	1,814	97.9	2,847	1,460	602	318	20.7	16.8	Shaftsbury town
57	63	11	354	92.9	540	285	131	70	20.9	19.2	South Shaftsbury CDP
79	51	8	401	105.5	653	325	138	70	20.8	16.7	Stamford town
104	65	12	488	95.9	753	383	181	92	21.2	18.9	Sunderland town
16	10	4	84	67.9	107	59	30	19	24.1	21.3	Arlington CDP (part)
100	58	14	378	103.4	620	301	172	80	19.4	22.4	Winhall town
32	26	6	213	99.1	346	170	64	38	18.4	15.1	Woodford town
2,543	1,553	697	15,718	98.7	24,434	12,434	4,793	2,632	21.8	15.3	Caledonia County
137	78	37	876	95.0	1,314	676	252	133	23.1	14.8	Barnet town
12	7	6	65	98.5	108	54	25	13	16.3	19.4	Barnet CDP
152	84	24	882	98.8	1,352	688	260	131	22.9	14.8	Burke town
3	4	3	69	91.3	106	58	10	4	19.7	7.6	East Burke CDP
23	19	7	188	82.4	262	145	49	28	23.6	14.3	West Burke village
223	112	45	1,141	92.5	1,737	917	380	205	20.9	17.3	Danville town
44	31	14	211	81.5	311	183	89	58	18.8	23.2	Danville CDP
98	42	19	517	97.7	764	392	159	80	25.2	15.6	Groton town
37	21	6	228	91.7	304	163	64	34	30.4	14.6	Groton CDP
220	134	44	1,540	95.5	2,271	1,185	398	223	24.6	13.2	Hardwick town
108	70	29	722	86.3	1,006	559	207	127	25.2	15.4	Hardwick CDP
28	15	8	261	88.9	375	194	51	32	23.9	10.3	Kirby town
449	300	141	2,969	101.4	4,869	2,446	890	521	18.6	14.9	Lyndon town
93	63	34	625	93.1	970	515	190	122	19.6	15.7	Lyndonville village
68	24	2	296	96.3	477	235	94	48	17.9	16.2	Newark town
72	42	13	381	92.1	574	304	127	69	21.6	17.3	Peacham town
111	61	21	592	98.3	929	473	193	95	20.9	16.4	Ryegate town
550	445	275	3,835	98.3	5,959	3,051	1,270	744	21.6	16.7	St. Johnsbury town
461	400	255	3,130	97.9	4,887	2,491	1,116	664	21.1	18.0	St. Johnsbury CDP
61	23	6	339	107.4	555	264	90	43	21.1	12.8	Sheffield town
13	8	2	109	98.2	161	80	23	11	25.5	10.6	Stannard town
78	53	13	478	115.3	801	377	144	64	22.2	14.0	Sutton town

Table 1.
Age and Sex: 2010—Con.

[For information on confidentiality protection, nonsampling error, and definitions, see Selected Appendixes at <www.census.gov/prod/cen2010/cph-1-a.pdf>]

State County County Subdivision Place	Total population	Median age	Age								
			Under 5 years	5 to 17 years	18 to 20 years	21 to 24 years	25 to 34 years	35 to 44 years	45 to 54 years	55 to 59 years	60 to 64 years
Caledonia County—Con.											
Walden town.....	935	41.6	41	181	27	32	89	139	170	79	57
Waterford town.....	1,280	45.8	45	255	31	24	86	176	222	130	94
Wheelock town.....	811	43.5	54	154	19	27	69	98	140	65	60
Chittenden County.....											
Bolton town.....	1,182	38.0	68	191	24	50	211	182	251	81	51
Buels gore.....	30	42.0	0	6	0	1	3	9	5	0	2
Burlington city.....	42,417	26.5	1,730	3,999	7,461	6,638	6,666	4,096	4,248	1,964	1,629
Charlotte town.....	3,754	44.8	162	805	98	82	275	469	761	367	297
Colchester town.....	17,067	35.4	840	2,411	1,586	1,463	2,160	2,171	2,632	1,174	996
Essex town.....	19,587	39.9	1,169	3,583	550	829	2,389	2,815	3,575	1,454	1,057
Essex Junction village.....	9,271	38.9	565	1,604	273	482	1,208	1,387	1,599	687	429
Hinesburg town.....	4,396	41.3	280	758	112	167	488	668	883	384	265
Hinesburg CDP.....	658	32.9	62	83	13	38	155	94	95	33	23
Huntington town.....	1,938	41.1	126	352	48	49	200	333	412	166	126
Jericho town.....	5,009	42.6	254	1,057	114	124	383	774	1,011	418	344
Jericho village.....	1,329	41.6	70	260	24	46	130	205	254	103	87
Milton town.....	10,352	38.9	652	1,936	330	393	1,309	1,619	1,866	733	607
Milton CDP.....	1,861	38.7	114	316	70	102	252	236	338	130	106
Richmond town.....	4,081	41.7	233	801	108	106	460	559	841	356	228
Richmond CDP.....	723	34.4	50	150	17	26	125	108	110	45	30
St. George town.....	674	40.8	39	122	36	29	54	95	133	51	48
Shelburne town.....	7,144	46.6	324	1,369	164	187	492	859	1,229	581	479
Shelburne CDP.....	592	41.9	26	96	9	31	77	84	93	50	43
South Burlington city.....	17,904	40.6	846	2,536	441	1,075	2,770	2,372	2,888	1,150	939
Underhill town.....	3,016	43.5	145	580	62	103	228	461	647	255	231
Westford town.....	2,029	41.5	116	384	57	65	182	358	392	178	117
Williston town.....	8,698	44.1	439	1,695	194	232	750	1,186	1,634	677	527
Winooski city.....	7,267	31.3	454	851	398	801	1,592	873	888	354	277
Essex County.....											
Averill town.....	24	66.5	0	0	0	0	1	1	0	3	4
Avery's gore.....	0	0.0	0	0	0	0	0	0	0	0	0
Bloomfield town.....	221	50.1	4	29	4	9	14	27	51	18	23
Brighton town.....	1,222	48.3	46	185	28	46	111	133	204	110	84
Island Pond CDP.....	821	47.2	37	124	19	36	80	91	121	74	48
Brunswick town.....	112	42.0	1	24	7	4	10	13	18	14	3
Canaan town.....	972	48.8	38	156	37	18	54	119	180	109	95
Beecher Falls CDP.....	177	44.5	9	33	7	4	10	27	35	16	13
Canaan CDP.....	392	47.4	21	57	20	10	27	48	60	44	33
Concord town.....	1,235	42.8	69	205	35	40	119	191	208	96	75
Concord CDP.....	271	37.5	21	47	13	11	33	29	41	15	18
East Haven town.....	290	43.4	8	42	17	11	28	46	45	26	29
Ferdinand town.....	32	40.0	1	7	1	1	3	4	4	2	1
Granby town.....	88	51.3	2	9	4	1	6	11	17	7	9
Guildhall town.....	261	49.9	12	33	4	5	25	35	41	31	21
Lemington town.....	104	52.0	7	12	2	2	8	7	21	3	11
Lewis town.....	0	0.0	0	0	0	0	0	0	0	0	0
Lunenburg town.....	1,302	46.0	60	178	48	60	125	158	229	93	114
Maidstone town.....	208	52.7	4	35	2	4	6	28	35	24	19
Norton town.....	169	54.8	1	18	3	4	14	12	34	15	21
Victory town.....	62	58.0	1	10	1	1	1	4	8	6	13
Warner's grant.....	0	0.0	0	0	0	0	0	0	0	0	0
Warren's gore.....	4	61.0	0	0	0	0	0	0	2	0	0
Franklin County.....											
Bakersfield town.....	1,322	39.2	80	263	43	40	159	177	227	113	91
Berkshire town.....	1,692	38.3	114	348	66	71	189	235	295	122	87
Enosburg town.....	2,781	40.0	166	501	93	117	340	357	432	188	166
Enosburg Falls village.....	1,329	42.0	80	225	50	59	147	163	178	89	83
Fairfax town.....	4,285	38.7	290	832	134	109	516	743	820	262	212
Fairfield town.....	1,891	40.0	120	369	50	66	212	273	334	142	113
Fletcher town.....	1,277	40.0	83	248	26	34	147	210	244	121	71
Franklin town.....	1,405	40.3	90	279	32	34	155	208	236	111	65
Georgia town.....	4,515	39.4	261	951	158	157	427	743	847	332	270
Highgate town.....	3,535	37.8	239	640	146	171	454	474	623	234	183
Montgomery town.....	1,201	42.5	62	212	27	42	133	169	192	117	96
Richford town.....	2,308	40.7	158	401	80	87	268	281	352	167	131
Richford CDP.....	1,361	39.5	106	227	56	66	163	152	227	91	68
St. Albans city.....	6,918	36.3	473	1,169	246	402	1,036	956	1,010	463	332
St. Albans town.....	5,999	42.6	355	1,001	151	208	650	846	983	426	356
Sheldon town.....	2,190	38.3	123	434	78	102	269	311	384	143	110
Swanton town.....	6,427	40.6	393	1,152	198	236	759	893	1,036	488	410
Swanton village.....	2,386	41.3	146	430	68	89	291	296	370	149	145
Grand Isle County.....											
Alburg town.....	1,998	42.2	99	325	64	81	238	276	350	161	128
Alburg village.....	497	35.4	36	95	11	22	82	73	69	25	23
Grand Isle town.....	2,067	45.3	91	336	68	65	187	277	401	197	174
Isle La Motte town.....	471	45.6	28	68	14	12	39	70	100	39	35
North Hero town.....	803	49.7	30	115	17	11	75	100	147	85	95

Table 1.
Age and Sex: 2010—Con.

[For information on confidentiality protection, nonsampling error, and definitions, see Selected Appendixes at <www.census.gov/prod/cen2010/cph-1-a.pdf>]

Age—Con			Age and sex						Percent of total population		State County County Subdivision Place
65 to 74 years	75 to 84 years	85 years and over	All ages		18 years and over		65 years and over		Under 18 years	65 years and over	
			Female	Males per 100 females	Total	Female	Total	Female			
76	28	16	460	103.3	713	354	120	60	23.7	12.8	Caledonia County—Con.
121	76	20	643	99.1	980	502	217	120	23.4	17.0	Walden town
86	28	11	399	103.3	603	296	125	53	25.6	15.4	Waterford town
											Wheelock town
9,432	5,662	2,591	80,236	95.1	125,232	65,010	17,685	10,313	20.0	11.3	Chittenden County
44	26	3	565	109.2	923	445	73	38	21.9	6.2	Bolton town
3	1	0	14	114.3	24	11	4	1	20.0	13.3	Buels gore
1,948	1,317	721	21,798	94.6	36,688	18,980	3,986	2,425	13.5	9.4	Burlington city
285	119	34	1,922	95.3	2,787	1,448	438	234	25.8	11.7	Charlotte town
993	481	160	8,599	98.5	13,816	7,051	1,634	875	19.0	9.6	Colchester town
1,251	742	173	10,033	95.2	14,835	7,715	2,166	1,224	24.3	11.1	Essex town
546	390	101	4,763	94.6	7,102	3,723	1,037	594	23.4	11.2	Essex Junction village
255	108	28	2,171	102.5	3,358	1,677	391	191	23.6	8.9	Hinesburg town
27	27	8	342	92.4	513	271	62	37	22.0	9.4	Hinesburg CDP
84	31	11	965	100.8	1,460	726	126	64	24.7	6.5	Huntington town
370	122	38	2,506	99.9	3,698	1,897	530	268	26.2	10.6	Jericho town
102	38	10	661	101.1	999	512	150	83	24.8	11.3	Jericho village
595	235	77	5,220	98.3	7,764	3,941	907	478	25.0	8.8	Milton town
104	73	20	937	98.6	1,431	733	197	108	23.1	10.6	Milton CDP
243	100	46	2,074	96.8	3,047	1,564	389	216	25.3	9.5	Richmond town
32	22	8	368	96.5	523	269	62	38	27.7	8.6	Richmond CDP
47	17	3	339	98.8	513	256	67	33	23.9	9.9	St. George town
602	498	360	3,778	89.1	5,451	2,953	1,460	870	23.7	20.4	Shelburne town
51	27	5	313	89.1	470	253	83	50	20.6	14.0	Shelburne CDP
1,294	962	631	9,457	89.3	14,522	7,782	2,887	1,823	18.9	16.1	South Burlington city
222	57	25	1,529	97.3	2,291	1,172	304	151	24.0	10.1	Underhill town
117	54	9	1,023	98.3	1,529	770	180	94	24.6	8.9	Westford town
706	508	150	4,535	91.8	6,564	3,532	1,364	828	24.5	15.7	Williston town
373	284	122	3,708	96.0	5,962	3,090	779	500	18.0	10.7	Winooski city
702	403	115	3,118	102.2	5,109	2,530	1,220	623	19.0	19.3	Essex County
8	7	0	9	166.7	24	9	15	5	0.0	62.5	Averill town
0	0	0	0	(X)	0	0	0	0	(X)	(X)	Avery's gore
18	17	7	103	114.6	188	91	42	24	14.9	19.0	Bloomfield town
135	109	31	610	100.3	891	499	275	151	18.9	22.5	Brighton town
90	74	27	410	100.2	660	335	191	112	19.6	23.3	Island Pond CDP
15	2	1	53	111.3	87	43	18	10	22.3	16.1	Brunswick town
97	53	16	493	97.2	778	400	166	83	20.0	17.1	Canaan town
17	6	0	99	78.8	135	76	23	14	23.7	13.0	Beecher Falls CDP
38	22	12	202	94.1	314	166	72	37	19.9	18.4	Canaan CDP
133	53	11	611	102.1	961	459	197	98	22.2	16.0	Concord town
24	15	4	129	110.1	203	96	43	18	25.1	15.9	Concord CDP
28	7	3	145	100.0	240	121	38	17	17.2	13.1	East Haven town
0	6	2	14	128.6	24	11	8	5	25.0	25.0	Ferdinand town
12	9	1	45	95.6	77	39	22	9	12.5	25.0	Granby town
31	13	10	137	90.5	216	117	54	30	17.2	20.7	Guilford town
13	16	2	50	108.0	85	40	31	18	18.3	29.8	Lemington town
0	0	0	0	(X)	0	0	0	0	(X)	(X)	Lewis town
126	87	24	643	102.5	1,064	528	237	123	18.3	18.2	Lunenburg town
43	6	2	100	108.0	169	81	51	23	18.8	24.5	Maidstone town
31	12	4	79	113.9	150	68	47	19	11.2	27.8	Norton town
10	6	1	24	158.3	51	22	17	8	17.7	27.4	Victory town
0	0	0	0	(X)	0	0	0	0	(X)	(X)	Warner's grant
2	0	0	2	100.0	4	2	2	0	0.0	50.0	Warren's gore
3,212	1,876	720	24,058	98.5	35,939	18,324	5,808	3,199	24.7	12.2	Franklin County
80	39	10	645	105.0	979	475	129	60	25.9	9.8	Bakersfield town
103	51	11	803	110.7	1,230	590	165	78	27.3	9.8	Berkshire town
238	130	53	1,393	99.6	2,114	1,057	421	233	24.0	15.1	Enosburg town
119	90	46	682	94.9	1,024	542	255	154	22.9	19.2	Enosburg Falls village
216	110	41	2,155	98.8	3,163	1,590	367	195	26.2	8.6	Fairfax town
133	70	9	914	106.9	1,402	692	212	102	25.9	11.2	Fairfield town
63	23	7	632	102.1	946	462	93	47	25.9	7.3	Fletcher town
105	64	26	701	100.4	1,036	516	195	111	26.3	13.9	Franklin town
252	83	34	2,241	101.5	3,303	1,657	369	186	26.8	8.2	Georgia town
239	105	27	1,731	104.2	2,656	1,302	371	187	24.9	10.5	Highgate town
102	40	9	606	98.2	927	460	151	68	22.8	12.6	Montgomery town
174	133	76	1,197	92.8	1,749	914	383	228	24.2	16.6	Richford town
93	81	31	716	90.1	1,028	538	205	120	24.5	15.1	Richford CDP
401	312	118	3,593	92.5	5,276	2,815	831	511	23.7	12.0	St. Albans city
472	373	178	3,165	89.5	4,643	2,524	1,023	614	22.6	17.1	St. Albans town
153	71	12	1,072	104.3	1,633	790	236	121	25.4	10.8	Sheldon town
481	272	109	3,210	100.2	4,882	2,480	862	458	24.0	13.4	Swanton town
188	150	64	1,225	94.8	1,810	946	402	234	24.1	16.8	Swanton village
630	270	79	3,492	99.6	5,553	2,799	979	500	20.3	14.0	Grand Isle County
177	74	25	1,002	99.4	1,574	790	276	153	21.2	13.8	Alburg town
31	22	8	257	93.4	366	197	61	33	26.4	12.3	Alburg village
196	60	15	1,021	102.4	1,640	821	271	140	20.7	13.1	Grand Isle town
36	26	4	238	97.9	375	187	66	36	20.4	14.0	Isle La Motte town
85	33	10	400	100.8	658	328	128	59	18.1	15.9	North Hero town

Table 1.
Age and Sex: 2010—Con.

[For information on confidentiality protection, nonsampling error, and definitions, see Selected Appendixes at <www.census.gov/prod/cen2010/cph-1-a.pdf>]

State County County Subdivision Place	Total population	Median age	Age									
			Under 5 years	5 to 17 years	18 to 20 years	21 to 24 years	25 to 34 years	35 to 44 years	45 to 54 years	55 to 59 years	60 to 64 years	
Grand Isle County—Con.												
South Hero town.....	1,631	47.5	71	254	45	56	134	182	297	209	145	
Lamoille County.....	24,475	39.7	1,495	3,972	1,163	1,186	2,901	3,289	3,964	1,743	1,498	
Belvidere town.....	348	42.0	16	58	12	10	36	54	74	27	13	
Cambridge town.....	3,659	37.9	280	605	90	148	547	539	636	270	197	
Cambridge village.....	236	34.5	25	35	1	16	44	29	42	16	11	
Jeffersonville village.....	729	32.0	71	109	15	56	158	81	104	40	25	
Eden town.....	1,323	37.4	93	250	54	54	165	213	219	85	67	
Elmore town.....	855	46.1	43	144	21	19	79	104	201	80	53	
Hyde Park town.....	2,954	41.4	196	488	89	103	325	405	439	226	233	
Hyde Park village.....	462	38.0	28	92	17	23	57	59	64	31	34	
Johnson town.....	3,446	28.1	197	418	562	413	420	368	426	187	142	
Johnson village.....	1,443	21.9	61	99	483	252	154	100	104	45	52	
Morristown town.....	5,227	41.9	311	861	174	199	593	695	850	344	324	
Morrisville village.....	1,958	42.9	102	290	74	86	236	233	291	117	104	
Stowe town.....	4,314	44.9	204	687	102	166	469	532	739	357	320	
Stowe CDP.....	495	47.2	11	43	3	25	98	60	62	27	25	
Waterville town.....	673	41.9	32	124	17	19	76	96	113	66	45	
Wolcott town.....	1,676	38.4	123	337	42	55	191	283	267	101	104	
Orange County.....	28,936	43.8	1,472	4,577	1,190	1,175	2,972	3,595	5,091	2,435	2,153	
Bradford town.....	2,797	40.1	190	524	82	106	333	331	468	188	191	
Bradford CDP.....	788	34.3	65	149	32	44	110	88	109	52	33	
Braintree town.....	1,246	45.3	62	187	32	42	130	165	193	141	105	
Brookfield town.....	1,292	45.6	69	208	42	38	112	168	248	115	118	
Chelsea town.....	1,238	47.8	49	191	27	39	142	128	239	94	101	
Corinth town.....	1,367	44.7	88	199	44	59	154	147	249	111	101	
Fairlee town.....	977	47.1	45	129	34	37	113	102	173	97	90	
Fairlee CDP.....	189	44.9	6	27	11	6	28	17	22	15	26	
Newbury town.....	2,216	46.6	125	326	66	78	223	235	404	193	159	
Newbury village.....	365	51.1	12	54	10	9	27	36	63	38	18	
Wells River village.....	399	41.1	30	52	16	16	65	45	56	19	24	
Orange town.....	1,072	44.8	55	169	24	36	116	139	235	89	70	
Randolph town.....	4,778	40.2	210	689	484	315	436	512	705	336	332	
Randolph CDP.....	1,974	44.7	106	300	49	91	232	216	292	128	157	
Strafford town.....	1,098	45.9	54	189	28	28	102	137	193	98	104	
Thetford town.....	2,588	46.2	96	454	63	90	206	333	521	282	209	
Topsham town.....	1,173	41.1	58	209	38	40	125	188	189	91	71	
Tunbridge town.....	1,284	45.5	62	182	42	43	139	159	248	114	102	
Vershire town.....	730	41.3	57	92	25	34	70	142	124	59	54	
Washington town.....	1,039	45.5	49	141	30	43	114	132	221	99	84	
West Fairlee town.....	652	41.8	34	113	20	23	65	100	101	65	46	
Williamstown town.....	3,389	42.4	169	575	109	124	392	477	580	263	216	
Williamstown CDP.....	1,162	41.4	66	198	36	52	140	156	173	82	60	
Orleans County.....	27,231	43.7	1,413	4,383	866	1,103	2,950	3,345	4,190	2,183	1,974	
Albany town.....	941	42.9	52	152	22	41	119	115	149	88	70	
Albany village.....	193	39.2	14	38	3	8	21	28	22	17	14	
Barton town.....	2,810	44.3	161	443	113	83	285	347	429	200	184	
Barton village.....	737	45.9	41	92	35	28	82	83	98	37	50	
Orleans village.....	818	40.8	53	131	35	32	102	104	129	60	43	
Brownington town.....	988	42.2	68	157	36	33	108	132	174	85	55	
Charleston town.....	1,023	49.1	56	152	21	27	108	102	157	123	95	
Coventry town.....	1,086	42.9	59	174	41	42	104	153	199	88	77	
Coventry CDP.....	97	49.6	2	11	6	6	5	7	24	10	7	
Craftsbury town.....	1,206	44.1	36	171	65	80	126	140	168	87	94	
Derby town.....	4,621	45.0	230	793	123	156	436	574	708	375	310	
Derby Center village.....	597	44.9	32	90	18	27	68	64	96	46	34	
Derby Line village.....	673	42.5	32	115	18	26	80	82	91	43	61	
Glover town.....	1,122	46.3	48	197	28	34	106	137	142	105	105	
Glover CDP.....	303	48.6	11	55	9	7	20	37	29	27	31	
Greensboro town.....	762	51.3	32	116	9	19	60	88	96	76	89	
Greensboro CDP.....	109	61.8	2	8	1	1	3	6	13	14	21	
Greensboro Bend CDP.....	232	44.5	13	43	4	8	18	31	36	18	19	
Holland town.....	629	42.6	31	120	18	16	53	104	103	47	55	
Irasburg town.....	1,163	41.7	61	222	33	41	129	144	205	83	62	
Irasburg CDP.....	163	41.8	7	25	8	15	14	22	18	13	6	
Jay town.....	521	41.3	24	93	12	9	72	78	87	50	31	
Lowell town.....	879	40.0	48	181	28	31	88	135	141	66	49	
Lowell CDP.....	228	41.3	11	50	5	7	20	36	31	20	16	
Morgan town.....	749	48.6	39	105	18	27	58	83	128	56	86	
Newport city.....	4,589	40.3	250	658	178	288	623	547	664	289	275	
Newport town.....	1,594	44.0	84	249	43	72	186	182	253	136	133	
Newport Center CDP.....	274	34.0	24	49	6	20	45	32	33	18	16	
Troy town.....	1,662	40.3	100	279	59	86	207	191	257	123	106	
North Troy village.....	620	35.5	38	122	20	44	80	71	75	38	35	
Troy CDP.....	243	46.4	16	31	6	13	28	23	37	22	21	
Westfield town.....	536	49.4	22	83	14	10	48	60	73	69	53	
Westmore town.....	350	53.1	12	38	5	8	34	33	57	37	45	

Table 1.
Age and Sex: 2010—Con.

[For information on confidentiality protection, nonsampling error, and definitions, see Selected Appendixes at <www.census.gov/prod/cen2010/cph-1-a.pdf>]

Age—Con			Age and sex						Percent of total population		State County County Subdivision Place
65 to 74 years	75 to 84 years	85 years and over	All ages		18 years and over		65 years and over		Under 18 years	65 years and over	
			Female	Males per 100 females	Total	Female	Total	Female			
136	77	25	831	96.3	1,306	673	238	112	19.9	14.6	Grand Isle County—Con. South Hero town
1,873	995	396	12,231	100.1	19,008	9,550	3,264	1,743	22.3	13.3	Lamoille County
33	14	1	180	93.3	274	136	48	25	21.3	13.8	Belvidere town
214	103	30	1,815	101.6	2,774	1,376	347	180	24.2	9.5	Cambridge town
9	5	3	113	108.8	176	87	17	11	25.4	7.2	Cambridge village
33	29	8	378	92.9	549	285	70	47	24.7	9.6	Jeffersonville village
83	31	9	634	108.7	980	469	123	55	25.9	9.3	Eden town
71	31	9	439	94.8	668	344	111	64	21.9	13.0	Elmore town
265	129	56	1,516	94.9	2,270	1,172	450	240	23.2	15.2	Hyde Park town
31	18	8	243	90.1	342	184	57	32	26.0	12.3	Hyde Park village
190	90	33	1,670	106.3	2,831	1,359	313	164	17.8	9.1	Johnson town
44	31	18	707	104.1	1,283	628	93	60	11.1	6.4	Johnson village
449	280	147	2,717	92.4	4,055	2,145	876	516	22.4	16.8	Morristown town
167	148	110	1,065	83.8	1,566	875	425	273	20.0	21.7	Morrisville village
395	253	90	2,118	103.7	3,423	1,697	738	379	20.7	17.1	Stowe town
43	64	34	252	96.4	441	231	141	91	10.9	28.5	Stowe CDP
49	23	13	328	105.2	517	261	85	42	23.2	12.6	Waterville town
124	41	8	814	105.9	1,216	591	173	78	27.4	10.3	Wolcott town
2,431	1,334	511	14,515	99.4	22,887	11,525	4,276	2,299	20.9	14.8	Orange County
223	116	45	1,464	91.1	2,083	1,081	384	212	25.5	13.7	Bradford town
54	33	19	439	79.5	574	330	106	64	27.2	13.5	Bradford CDP
121	56	12	638	95.3	997	516	189	95	20.0	15.2	Braintree town
100	59	15	617	109.4	1,015	508	174	82	21.4	13.5	Brookfield town
121	76	31	627	97.4	998	497	228	123	19.4	18.4	Chelsea town
120	76	19	678	101.6	1,080	532	215	108	21.0	15.7	Corinth town
75	67	15	491	99.0	803	408	157	91	17.8	16.1	Fairlee town
15	14	2	104	81.7	156	85	31	20	17.5	16.4	Fairlee CDP
217	138	52	1,130	96.1	1,765	910	407	216	20.4	18.4	Newbury town
42	37	19	191	91.1	299	165	98	62	18.1	26.8	Newbury village
35	26	15	213	87.3	317	169	76	47	20.6	19.0	Wells River village
77	54	8	519	106.6	848	414	139	70	20.9	13.0	Orange town
390	234	135	2,327	105.3	3,879	1,875	759	442	18.8	15.9	Randolph town
181	126	96	1,057	86.8	1,568	850	403	246	20.6	20.4	Randolph CDP
103	49	13	565	94.3	855	439	165	79	22.1	15.0	Stratford town
201	103	30	1,345	92.4	2,038	1,069	334	182	21.3	12.9	Thetford town
109	38	17	570	105.8	906	444	164	81	22.8	14.0	Topsham town
105	66	22	648	98.1	1,040	526	193	105	19.0	15.0	Tunbridge town
50	15	8	358	103.9	581	290	73	40	20.4	10.0	Vershire town
84	34	8	506	105.3	849	415	126	59	18.3	12.1	Washington town
62	16	7	325	100.6	505	255	85	41	22.5	13.0	West Fairlee town
273	137	74	1,707	98.5	2,645	1,346	484	273	22.0	14.3	Williamstown town
82	65	52	614	89.3	898	481	199	123	22.7	17.1	Williamstown CDP
2,665	1,453	706	13,620	99.9	21,435	10,733	4,824	2,623	21.3	17.7	Orleans County
94	32	7	447	110.5	737	349	133	57	21.7	14.1	Albany town
20	8	0	94	105.3	141	71	28	16	26.9	14.5	Albany village
283	171	111	1,428	96.8	2,206	1,139	565	312	21.5	20.1	Barton town
92	63	36	390	89.0	604	318	191	111	18.0	25.9	Barton village
60	44	25	414	97.6	634	333	129	76	22.5	15.8	Orleans village
98	32	10	498	98.4	763	385	140	73	22.8	14.2	Brownington town
118	48	16	503	103.4	815	403	182	87	20.3	17.8	Charleston town
102	39	8	522	108.0	853	418	149	75	21.5	13.7	Coventry town
7	8	4	46	110.9	84	44	19	12	13.4	19.6	Coventry CDP
115	80	44	612	97.1	999	513	239	129	17.2	19.8	Craftsbury town
492	273	151	2,387	93.6	3,598	1,875	916	503	22.1	19.8	Derby town
56	38	28	316	88.9	475	261	122	75	20.4	20.4	Derby Center village
56	44	25	353	90.7	526	283	125	73	21.8	18.6	Derby Line village
131	58	31	576	94.8	877	451	220	115	21.8	19.6	Glover town
33	25	19	161	88.2	237	130	77	46	21.8	25.4	Glover CDP
92	41	44	399	91.0	614	327	177	110	19.4	23.2	Greensboro town
15	8	17	61	78.7	99	57	40	25	9.2	36.7	Greensboro CDP
31	8	3	117	98.3	176	93	42	26	24.1	18.1	Greensboro Bend CDP
55	19	8	310	102.9	478	228	82	40	24.0	13.0	Holland town
112	50	21	552	110.7	880	425	183	76	24.3	15.7	Irasburg town
21	8	6	78	109.0	131	63	35	16	19.6	21.5	Irasburg CDP
45	16	4	249	109.2	404	190	65	36	22.5	12.5	Jay town
70	35	7	424	107.3	650	314	112	54	26.1	12.7	Lowell town
16	13	3	113	101.8	167	85	32	19	26.8	14.0	Lowell CDP
108	36	5	379	97.6	605	311	149	76	19.2	19.9	Morgan town
349	299	169	2,249	104.0	3,681	1,771	817	511	19.8	17.8	Newport city
149	83	24	800	99.3	1,261	629	256	128	20.9	16.1	Newport town
13	11	7	157	74.5	201	114	31	21	26.6	11.3	Newport Center CDP
139	85	30	839	98.1	1,283	642	254	141	22.8	15.3	Troy town
58	29	10	320	93.8	460	230	97	51	25.8	15.6	North Troy village
19	17	10	118	105.9	196	98	46	29	19.3	18.9	Troy CDP
60	37	7	274	95.6	431	219	104	55	19.6	19.4	Westfield town
53	19	9	172	103.5	300	144	81	45	14.3	23.1	Westmore town

Table 1.
Age and Sex: 2010—Con.

[For information on confidentiality protection, nonsampling error, and definitions, see Selected Appendixes at <www.census.gov/prod/cen2010/cph-1-a.pdf>]

State County County Subdivision Place	Total population	Median age	Age								
			Under 5 years	5 to 17 years	18 to 20 years	21 to 24 years	25 to 34 years	35 to 44 years	45 to 54 years	55 to 59 years	60 to 64 years
Rutland County.....	61,642	44.3	2,832	9,050	2,935	3,102	6,106	7,387	10,398	5,118	4,457
Benson town.....	1,056	41.9	33	219	24	36	104	153	172	90	72
Benson CDP.....	308	41.8	10	65	5	9	32	48	43	21	15
Brandon town.....	3,966	45.0	229	615	95	149	390	503	723	318	291
Brandon CDP.....	1,648	45.2	109	256	45	51	149	211	265	135	126
Castleton town.....	4,717	32.0	146	493	905	567	339	401	617	395	305
Castleton CDP.....	1,485	20.6	17	52	769	331	58	42	71	43	36
Chittenden town.....	1,258	45.4	49	246	32	27	88	179	253	117	99
Clarendon town.....	2,571	46.2	84	424	82	83	239	311	511	254	217
Danby town.....	1,311	44.2	74	213	26	47	130	188	192	117	102
Fair Haven town.....	2,734	42.6	129	469	124	149	265	332	445	206	190
Fair Haven CDP.....	2,269	41.9	108	389	105	131	233	272	357	167	153
Hubbardton town.....	706	47.7	30	98	14	23	57	98	135	79	55
Ira town.....	432	45.4	23	78	19	12	36	44	91	42	45
Killington town.....	811	47.8	15	87	41	47	89	89	138	91	79
Mendon town.....	1,059	48.9	31	150	30	46	91	104	233	99	94
Middletown Springs town.....	745	49.2	29	112	14	19	63	71	153	72	55
Mount Holy town.....	1,237	47.7	50	163	36	42	103	173	219	117	107
Mount Tabor town.....	255	45.6	15	32	10	11	22	35	52	18	18
Pawlet town.....	1,477	43.8	85	255	34	66	157	174	235	131	94
Pittsfield town.....	546	45.3	23	76	12	22	45	92	85	49	49
Pittsford town.....	2,991	45.4	145	458	71	113	313	376	582	266	204
Pittsford CDP.....	740	45.2	38	118	19	20	87	86	108	57	57
Poultney town.....	3,432	34.9	170	412	448	361	327	332	490	221	182
Poultney village.....	1,612	22.9	77	152	386	283	170	114	152	68	65
Proctor town.....	1,741	42.9	98	316	45	49	178	249	293	138	120
Rutland city.....	16,495	42.9	817	2,407	562	813	2,034	2,102	2,658	1,223	1,043
Rutland town.....	4,054	50.9	168	578	96	109	289	411	683	373	350
Shrewsbury town.....	1,056	50.0	45	126	28	42	81	121	200	106	106
Sudbury town.....	560	51.2	31	79	9	13	38	48	98	64	67
Tinmouth town.....	613	44.0	32	96	20	25	73	69	109	57	42
Wallingford town.....	2,079	47.5	92	299	58	68	160	268	394	185	179
Wallingford CDP.....	830	47.8	49	116	25	21	60	98	161	69	64
Wells town.....	1,150	49.1	46	150	26	47	92	139	206	92	110
Wells CDP.....	397	52.3	17	45	7	16	24	54	60	31	44
West Haven town.....	264	50.9	15	29	3	10	29	26	44	22	36
West Rutland town.....	2,326	42.6	128	370	71	106	274	299	387	176	146
West Rutland CDP.....	2,024	42.1	116	310	59	96	259	257	331	146	127
Washington County.....	59,534	42.3	3,087	9,233	2,689	2,729	6,427	7,901	9,856	4,810	4,185
Barre city.....	9,052	39.8	624	1,370	328	503	1,172	1,197	1,370	635	459
Barre town.....	7,924	44.2	380	1,361	200	250	788	1,078	1,359	620	547
East Barre CDP.....	826	38.4	62	150	23	26	109	114	122	45	56
Graniteville CDP.....	784	39.6	50	149	21	25	103	110	133	33	49
South Barre CDP.....	1,219	45.2	51	199	32	22	126	176	196	101	84
Websterville CDP.....	550	40.6	28	90	14	28	67	89	79	38	28
Berlin town.....	2,887	47.7	123	445	73	89	248	358	449	235	186
Cabot town.....	1,433	43.0	95	259	45	44	140	180	238	122	107
Cabot village.....	233	39.4	17	44	6	12	24	34	39	12	16
Calais town.....	1,607	45.9	70	280	31	50	134	210	312	175	148
Duxbury town.....	1,337	42.0	69	227	34	42	131	239	265	104	89
East Montpelier town.....	2,576	46.2	102	446	73	57	239	327	442	267	209
East Montpelier CDP.....	80	45.0	5	8	3	3	10	11	14	12	5
Fayston town.....	1,353	45.2	51	231	21	41	123	202	284	119	104
Marshfield town.....	1,588	42.6	103	290	49	53	165	202	288	115	107
Marshfield village.....	273	33.3	32	48	8	10	49	25	42	14	13
Middlesex town.....	1,731	44.3	100	310	25	39	142	268	329	182	161
Montpelier city.....	7,855	43.3	401	1,078	193	317	1,117	984	1,277	676	610
Moretown town.....	1,658	44.3	71	274	45	50	157	252	311	156	137
Northfield town.....	6,207	26.1	260	670	1,309	803	536	552	746	323	320
Northfield village.....	2,101	33.1	116	283	236	217	235	205	277	127	108
Plainfield town.....	1,243	42.2	72	195	24	42	149	187	210	111	105
Plainfield CDP.....	401	39.2	22	68	10	17	60	68	66	29	30
Roxbury town.....	691	44.9	32	101	22	12	87	93	128	67	67
Waitsfield town.....	1,719	45.9	68	294	38	44	162	233	332	145	141
Waitsfield CDP.....	164	45.0	6	27	0	5	19	25	31	15	13
Warren town.....	1,705	45.2	92	288	29	57	153	226	322	153	134
Waterbury town.....	5,064	41.9	276	828	105	169	592	826	871	417	367
Waterbury village.....	1,763	39.0	92	256	39	83	296	294	263	101	104
Woodbury town.....	906	45.5	45	120	17	34	97	133	149	101	105
Worcester town.....	998	43.2	53	166	28	33	95	154	174	87	82
Worcester CDP.....	112	40.3	10	16	5	9	6	19	16	11	5
Windham County.....	44,513	44.9	2,148	6,690	1,669	1,964	4,636	5,183	7,697	3,989	3,370
Athens town.....	442	40.0	26	73	10	17	65	42	66	54	32
Brattleboro town.....	12,046	43.2	622	1,746	400	608	1,521	1,399	1,967	1,010	819
Brattleboro CDP.....	7,414	41.0	391	1,037	252	411	1,090	884	1,149	561	463
West Brattleboro CDP.....	2,740	44.9	149	432	100	129	257	308	458	235	198
Brookline town.....	530	40.5	30	105	12	16	68	58	91	44	29
Dover town.....	1,124	49.3	43	144	23	31	102	131	223	121	104
Dummerston town.....	1,864	48.7	76	252	55	52	162	214	342	198	179
Grafton town.....	679	51.4	34	92	7	8	55	66	122	61	70

Table 1.
Age and Sex: 2010—Con.

[For information on confidentiality protection, nonsampling error, and definitions, see Selected Appendixes at <www.census.gov/prod/cen2010/cph-1-a.pdf>]

Age—Con			Age and sex						Percent of total population		State County County Subdivision Place
65 to 74 years	75 to 84 years	85 years and over	All ages		18 years and over		65 years and over		Under 18 years	65 years and over	
			Female	Males per 100 females	Total	Female	Total	Female			
5,559	3,257	1,441	31,257	97.2	49,760	25,517	10,257	5,807	19.3	16.6	Rutland County
78	54	21	507	108.3	804	403	153	84	23.9	14.5	Benson town
22	27	11	162	90.1	233	123	60	35	24.4	19.5	Benson CDP
376	195	82	2,018	96.5	3,122	1,629	653	369	21.3	16.5	Brandon town
158	90	53	858	92.1	1,283	690	301	179	22.1	18.3	Brandon CDP
340	163	46	2,332	102.3	4,078	2,012	549	305	13.5	11.6	Castleton town
49	14	3	728	104.0	1,416	696	66	40	4.6	4.4	Castleton CDP
123	39	6	614	104.9	963	470	168	78	23.4	13.4	Chittenden town
246	87	33	1,280	100.9	2,063	1,043	366	193	19.8	14.2	Clarendon town
137	66	19	653	100.8	1,024	511	222	109	21.9	16.9	Danby town
221	155	49	1,414	93.4	2,136	1,125	425	235	21.9	15.5	Fair Haven town
183	129	42	1,193	90.2	1,772	946	354	199	21.9	15.6	Fair Haven CDP
79	32	6	340	107.6	578	287	117	62	18.1	16.6	Hubbardton town
30	9	3	223	93.7	331	163	42	22	23.4	9.7	Ira town
104	25	6	372	118.0	709	323	135	67	12.6	16.6	Killington town
102	59	20	547	93.6	878	448	181	93	17.1	17.1	Mendon town
107	40	10	370	101.4	604	307	157	78	18.9	21.1	Middletown Springs town
150	58	19	623	98.6	1,024	511	227	114	17.2	18.4	Mount Holly town
31	10	1	128	99.2	208	105	42	27	18.4	16.5	Mount Tabor town
139	82	25	731	102.1	1,137	563	246	123	23.0	16.7	Pawlet town
51	35	7	270	102.2	447	216	93	44	18.1	17.0	Pittsfield town
282	126	55	1,503	99.0	2,388	1,215	463	262	20.2	15.5	Pittsford town
73	55	22	404	83.2	584	324	150	101	21.1	20.3	Pittsford CDP
257	179	53	1,754	95.7	2,850	1,474	489	274	17.0	14.2	Poultney town
76	53	16	841	91.7	1,383	727	145	91	14.2	9.0	Poultney village
143	74	38	915	90.3	1,327	706	255	138	23.8	14.6	Proctor town
1,226	1,013	597	8,528	93.4	13,271	6,975	2,836	1,801	19.5	17.2	Rutland city
456	326	215	2,135	89.9	3,308	1,773	997	582	18.4	24.6	Rutland town
124	64	13	516	104.7	885	431	201	97	16.2	19.0	Shrewsbury town
84	18	11	280	100.0	450	229	113	55	19.6	20.2	Sudbury town
59	20	11	310	97.7	485	243	90	45	20.9	14.7	Tinmouth town
228	113	35	1,045	98.9	1,688	858	376	199	18.8	18.1	Wallingford town
103	43	21	434	91.2	665	351	167	97	19.9	20.1	Wallingford CDP
149	74	19	549	109.5	954	464	242	122	17.0	21.0	Wells town
62	29	8	201	97.5	335	175	99	56	15.6	24.9	Wells CDP
37	10	3	130	103.1	220	106	50	21	16.7	18.9	West Haven town
200	131	38	1,170	98.8	1,828	927	369	208	21.4	15.9	West Rutland town
173	113	37	1,028	96.9	1,598	816	323	187	21.0	16.0	West Rutland CDP
4,606	2,714	1,297	30,122	97.6	47,214	24,042	8,617	4,893	20.7	14.5	Washington County
627	484	283	4,739	91.0	7,058	3,771	1,394	868	22.0	15.4	Barre city
745	455	141	4,078	94.3	6,183	3,212	1,341	727	22.0	16.9	Barre town
71	35	13	419	97.1	614	315	119	65	25.7	14.4	East Barre CDP
60	37	14	397	97.5	585	307	111	59	25.4	14.2	Graniteville CDP
125	81	26	659	85.0	969	519	232	134	20.5	19.0	South Barre CDP
46	36	7	281	95.7	432	217	89	49	21.5	16.2	Websterville CDP
254	219	208	1,539	87.6	2,319	1,257	681	436	19.7	23.6	Berlin town
109	63	31	715	100.4	1,079	555	203	105	14.2	14.2	Cabot town
15	8	6	121	92.6	172	96	29	19	26.2	12.4	Cabot village
123	56	18	830	93.6	1,257	644	197	108	21.8	12.3	Calais town
85	31	21	661	102.3	1,041	516	137	76	22.1	10.2	Duxbury town
253	117	44	1,291	99.5	2,028	1,024	414	214	21.3	16.1	East Montpelier town
6	3	0	41	95.1	67	33	9	6	16.3	11.3	East Montpelier CDP
121	53	3	672	101.3	1,071	531	177	82	20.8	13.1	Fayston town
131	64	21	797	99.2	1,195	605	216	111	24.7	13.6	Marshfield town
16	14	2	131	108.4	193	90	32	16	29.3	10.7	Marshfield village
121	38	16	863	100.6	1,321	660	175	85	23.7	11.1	Middlesex town
561	410	231	4,218	86.2	6,376	3,484	1,202	747	18.8	15.3	Montpelier city
115	63	27	832	99.3	1,313	659	205	103	20.8	12.4	Moretown town
357	218	113	2,756	125.2	5,277	2,280	688	406	15.0	11.1	Northfield town
133	109	55	1,050	100.1	1,702	850	297	182	19.0	14.1	Northfield village
91	44	13	618	101.1	976	483	148	80	21.5	11.9	Plainfield town
19	9	3	192	108.9	311	151	31	17	22.4	7.7	Plainfield CDP
52	22	8	326	112.0	558	261	82	36	19.2	11.9	Roxbury town
161	81	20	885	94.2	1,357	700	262	147	21.1	15.2	Waitsfield town
11	7	5	91	80.2	131	71	23	14	20.1	14.0	Waitsfield CDP
164	77	10	828	105.9	1,325	637	251	107	22.3	10.7	Warren town
367	174	72	2,537	99.6	3,960	2,010	613	337	21.8	12.1	Waterbury town
132	62	41	915	92.7	1,415	743	235	143	19.7	13.3	Waterbury village
74	25	6	440	105.9	741	357	105	54	18.2	11.6	Woodbury town
95	20	11	497	100.8	779	396	126	64	21.9	12.6	Worcester town
7	3	5	60	86.7	86	49	15	9	23.2	13.4	Worcester CDP
3,967	2,219	981	22,644	96.6	35,675	18,413	7,167	3,909	19.9	16.1	Windham County
37	13	7	207	113.5	343	165	57	27	22.4	12.9	Athens town
984	622	348	6,455	86.6	9,678	5,326	1,954	1,173	19.7	16.2	Brattleboro town
538	389	249	3,977	86.4	5,986	3,285	1,176	734	19.3	15.9	Brattleboro CDP
270	152	52	1,476	85.6	2,159	1,222	474	283	21.2	17.3	West Brattleboro CDP
51	19	7	254	108.7	395	204	77	38	25.5	14.5	Brookline town
120	67	15	539	108.5	937	445	202	92	16.6	18.0	Dover town
197	105	32	952	95.8	1,536	797	334	174	17.6	17.9	Dummerston town
104	45	15	329	106.4	553	270	164	81	18.6	24.2	Grafton town

Table 1.
Age and Sex: 2010—Con.

[For information on confidentiality protection, nonsampling error, and definitions, see Selected Appendixes at <www.census.gov/prod/cen2010/cph-1-a.pdf>]

State County County Subdivision Place	Total population	Median age	Age								
			Under 5 years	5 to 17 years	18 to 20 years	21 to 24 years	25 to 34 years	35 to 44 years	45 to 54 years	55 to 59 years	60 to 64 years
Windham County—Con.											
Guilford town.....	2,121	46.3	93	339	56	65	219	248	395	207	198
Halifax town.....	728	47.9	28	100	25	21	67	93	128	75	70
Jamaica town.....	1,035	45.0	46	179	27	28	108	129	173	83	98
Londonderry town.....	1,769	46.0	92	246	49	62	163	247	303	153	132
Marlboro town.....	1,078	41.6	24	127	143	116	79	82	161	110	77
Newfane town.....	1,726	48.9	72	251	35	43	147	208	313	205	159
Newfane village.....	118	53.0	2	16	2	3	8	14	18	10	13
Putney town.....	2,702	39.1	88	349	344	245	239	247	458	211	177
Putney CDP.....	523	49.5	26	51	7	34	65	45	91	53	37
Rockingham town.....	5,282	42.5	314	850	173	254	582	643	844	444	362
Bellows Falls village.....	3,148	39.2	222	504	114	183	384	394	490	235	176
Saxtons River village.....	565	37.6	36	121	17	28	70	65	80	43	29
Somerset town.....	3	53.8	0	0	0	0	0	0	2	0	0
Stratton town.....	216	46.7	12	26	4	8	23	29	32	23	14
Townshend town.....	1,232	47.8	50	188	33	32	105	157	207	110	109
Vernon town.....	2,206	45.3	109	392	65	77	176	274	381	169	170
Wardsboro town.....	900	45.2	47	147	28	22	84	119	190	80	54
Westminster town.....	3,178	45.7	148	540	96	106	294	367	651	301	234
North Westminster village.....	247	42.5	15	35	9	11	37	27	35	17	19
Westminster village.....	291	49.9	16	28	8	11	42	22	52	32	26
Whitingham town.....	1,357	45.2	80	223	32	49	133	158	239	132	93
Jacksonville village.....	223	42.4	13	40	4	10	21	32	41	22	16
Wilmington town.....	1,876	45.2	88	268	44	92	205	236	331	144	149
Wilmington CDP.....	463	42.1	27	71	14	26	67	47	78	34	20
Windham town.....	419	49.8	26	53	8	12	39	36	78	54	41
Windsor County.....	56,670	45.8	2,672	8,577	1,478	2,163	6,097	6,664	9,747	4,933	4,248
Andover town.....	467	51.8	13	57	11	11	33	53	87	47	39
Baltimore town.....	244	42.6	15	39	9	9	22	40	48	16	16
Barnard town.....	947	48.8	40	146	22	24	80	99	173	89	86
Bethel town.....	2,030	43.2	120	306	53	114	217	249	336	171	137
Bethel CDP.....	569	39.1	39	94	17	37	67	77	76	36	31
Bridgewater town.....	936	49.7	33	123	29	31	77	88	194	94	82
Cavendish town.....	1,367	47.5	46	222	32	37	130	156	234	132	119
Cavendish CDP.....	179	51.1	9	23	5	4	18	14	33	21	11
Proctorsville CDP.....	454	46.6	11	87	12	11	38	51	77	32	40
Chester town.....	3,154	47.3	143	489	106	103	296	333	556	309	250
Chester CDP.....	1,005	46.4	52	162	33	36	98	101	148	92	74
Hartford town.....	9,952	43.3	546	1,533	254	408	1,207	1,299	1,573	810	673
Quechee CDP.....	656	38.9	51	118	15	24	93	81	111	51	26
White River Junction CDP.....	2,286	40.0	137	350	69	104	334	319	335	178	133
Wildor CDP.....	1,690	40.6	112	293	46	67	196	226	277	129	109
Hartland town.....	3,393	45.5	148	543	92	116	290	476	687	295	262
Hartland CDP.....	380	42.1	20	66	8	14	45	57	72	30	21
North Hartland CDP.....	302	40.9	14	46	4	12	41	49	54	18	15
Ludlow town.....	1,963	49.5	76	253	43	79	206	199	332	152	172
Ludlow village.....	811	45.7	40	92	20	47	117	82	124	36	58
Norwich town.....	3,414	45.5	142	684	74	102	294	387	650	317	271
Norwich CDP.....	878	46.1	33	174	24	21	76	97	154	78	60
Plymouth town.....	619	50.8	17	82	16	13	45	77	106	65	63
Pomfret town.....	904	49.3	36	152	20	25	62	93	171	110	66
Reading town.....	666	47.9	28	97	22	16	55	78	125	67	48
Rochester town.....	1,139	50.1	51	146	26	33	97	116	218	136	86
Rochester CDP.....	299	48.5	14	51	6	10	27	30	37	37	22
Royalton town.....	2,773	36.0	120	364	60	249	567	284	447	226	131
South Royalton CDP.....	694	27.6	18	45	12	119	264	45	58	39	21
Sharon town.....	1,502	44.2	76	243	46	73	160	170	283	165	100
Springfield town.....	9,373	43.8	517	1,420	273	369	1,130	1,149	1,555	661	633
North Springfield CDP.....	573	47.8	34	69	14	16	56	57	126	28	35
Springfield CDP.....	3,979	38.9	267	686	133	172	549	467	611	241	242
Stockbridge town.....	736	46.5	31	118	7	27	74	98	123	65	65
Weathersfield town.....	2,825	49.0	108	376	72	81	243	346	491	268	252
Ascutney CDP.....	540	54.5	19	55	11	19	42	50	81	54	50
Perkinsville village.....	130	45.5	7	23	3	3	17	12	25	12	7
Weston town.....	566	55.7	12	66	13	12	36	41	95	50	52
West Windsor town.....	1,099	49.8	35	165	19	17	72	131	215	124	100
Windsor town.....	3,553	42.9	216	498	114	143	472	425	536	274	235
Windsor CDP.....	2,066	40.3	141	321	72	78	295	236	300	176	113
Woodstock town.....	3,048	51.9	103	455	65	71	232	277	512	290	310
Woodstock village.....	900	53.6	33	120	22	14	68	89	124	63	73

Table 1.
Age and Sex: 2010—Con.

[For information on confidentiality protection, nonsampling error, and definitions, see Selected Appendixes at <www.census.gov/prod/cen2010/cph-1-a.pdf>]

Age—Con			Age and sex						Percent of total population		State County County Subdivision Place
65 to 74 years	75 to 84 years	85 years and over	All ages		18 years and over		65 years and over		Under 18 years	65 years and over	
			Female	Males per 100 females	Total	Female	Total	Female			
193	82	26	1,061	99.9	1,689	858	301	158	20.4	14.2	Windham County—Con.
70	44	7	359	102.8	600	297	121	58	17.6	16.6	Guilford town
102	47	15	471	119.7	810	376	164	72	21.7	15.8	Halifax town
193	94	35	889	99.0	1,431	720	322	169	19.1	18.2	Jamaica town
99	47	13	557	93.5	927	474	159	80	14.0	14.7	Londonderry town
161	100	32	904	90.9	1,403	732	293	158	18.7	17.0	Marlboro town
16	10	6	73	61.6	100	63	32	22	15.3	27.1	Newfane town
191	122	31	1,263	113.9	2,265	1,046	344	184	16.2	12.7	Newfane village
55	50	9	275	90.2	446	238	114	67	14.7	21.8	Putney town
435	249	132	2,744	92.5	4,118	2,165	816	463	22.0	15.4	Putney CDP
206	149	91	1,645	91.4	2,422	1,275	446	265	23.1	14.2	Rockingham town
46	19	11	300	88.3	408	219	76	39	27.8	13.5	Bel lows Falls village
1	0	0	1	200.0	3	1	1	1	0.0	33.3	Saxtons River village
29	11	5	104	107.7	178	89	45	22	17.6	20.8	Somerset town
118	79	44	626	96.8	994	513	241	135	19.3	19.6	Stratton town
176	104	113	1,112	98.4	1,705	877	393	228	22.7	17.8	Townshend town
85	31	13	433	107.9	706	339	129	61	21.6	14.3	Vernon town
267	131	43	1,592	99.6	2,490	1,274	441	238	21.6	13.9	Wardsboro town
22	11	9	122	102.5	197	104	42	23	20.2	17.0	Westminster town
24	22	8	153	90.2	247	130	54	29	15.1	18.6	North Westminster village
128	70	20	667	103.4	1,054	526	218	104	22.3	16.1	Westminster village
11	12	1	108	106.5	170	82	24	10	23.8	10.8	Whitingham town
184	116	19	925	102.8	1,520	754	319	157	19.0	17.0	Jacksonville village
34	37	8	240	92.9	365	190	79	42	21.2	17.1	Wilmington town
42	21	9	200	109.5	340	165	72	36	18.9	17.2	Wilmington CDP
5,530	3,086	1,475	28,896	96.1	45,421	23,378	10,091	5,535	19.9	17.8	Windham town
61	42	13	235	98.7	397	191	116	56	15.0	24.8	Windsor County
23	5	2	111	119.8	190	85	30	14	22.1	12.3	Andover town
129	49	10	482	96.5	761	387	188	100	19.6	19.9	Baltimore town
203	83	41	1,027	97.7	1,604	822	327	182	21.0	16.1	Barnard town
55	26	14	304	87.2	436	233	95	53	23.4	16.7	Bethel town
111	54	20	457	104.8	780	384	185	88	16.7	19.8	Bethel CDP
149	76	34	686	99.3	1,099	548	259	132	19.6	18.9	Bridgewater town
19	14	8	95	88.4	147	81	41	23	17.9	22.9	Cavendish town
57	30	8	234	94.0	356	182	95	52	21.6	20.9	Cavendish CDP
290	206	73	1,638	92.6	2,522	1,302	569	308	20.0	18.0	Proctorsville CDP
95	73	41	555	81.1	791	438	209	130	21.3	20.8	Chester town
854	553	242	5,219	90.7	7,873	4,269	1,649	965	20.9	16.6	Chester CDP
50	30	6	333	97.0	487	260	86	46	25.8	13.1	Hartford town
181	105	41	1,198	90.8	1,799	961	327	197	21.3	14.3	Quechee CDP
124	77	34	872	93.8	1,285	694	235	143	24.0	13.9	White River Junction CDP
297	136	51	1,673	102.8	2,702	1,360	484	241	20.4	14.3	Wilder CDP
28	14	5	191	99.0	294	144	47	25	22.6	12.4	Hartland town
28	10	11	153	97.4	242	128	49	26	19.9	16.2	Hartland CDP
247	138	66	1,009	94.5	1,634	840	451	261	16.8	23.0	North Hartland CDP
86	62	47	415	95.4	679	347	195	128	16.3	24.0	Ludlow town
302	148	43	1,792	90.5	2,588	1,375	493	267	24.2	14.4	Ludlow village
90	47	24	477	84.1	671	368	161	95	23.6	18.3	Norwich town
85	39	11	300	106.3	520	249	135	64	16.0	21.8	Norwich CDP
100	55	14	453	99.6	716	374	169	87	20.8	18.7	Plymouth town
86	30	14	342	94.7	541	274	130	65	18.8	19.5	Pomfret town
121	81	28	565	101.6	942	473	230	116	17.3	20.2	Reading town
23	31	11	160	86.9	234	129	65	38	21.7	21.7	Rochester town
163	112	50	1,384	100.4	2,289	1,156	325	176	17.5	11.7	Rochester CDP
29	30	14	370	87.6	631	345	73	51	9.1	10.5	Royalton town
115	55	16	754	99.2	1,183	604	186	101	21.2	12.4	South Royalton CDP
849	496	321	4,708	99.1	7,436	3,734	1,666	943	20.7	17.8	Sharon town
73	43	22	314	82.5	470	259	138	86	18.0	24.1	Springfield town
284	196	131	2,112	88.4	3,026	1,636	611	368	24.0	15.4	North Springfield CDP
80	37	11	367	100.5	587	292	128	63	20.2	17.4	Springfield CDP
353	168	67	1,384	104.1	2,341	1,155	588	293	17.1	20.8	Stockbridge town
73	65	21	272	98.5	466	237	159	90	13.7	29.4	Weathersfield town
12	8	1	63	106.3	100	53	21	14	23.1	16.2	Ascutney CDP
126	52	11	271	108.9	488	239	189	94	13.8	33.4	Perkinsville village
142	61	18	570	92.8	899	461	221	116	18.2	20.1	Weston town
253	213	174	1,848	92.3	2,839	1,466	640	389	20.1	18.0	West Windsor town
144	101	89	1,123	84.0	1,604	875	334	213	22.4	16.2	Windsor town
391	197	145	1,621	88.0	2,490	1,338	733	414	18.3	24.0	Windsor CDP
123	78	93	492	82.9	747	417	294	181	17.0	32.7	Woodstock town
											Woodstock village

Table 2.
Age and Sex: 2010

[For information on confidentiality protection, nonsampling error, and definitions, see Selected Appendixes at <www.census.gov/prod/cen2010/cph-1-a.pdf>]

State County Place and County Subdivision	Total population	Median age	Age								
			Under 5 years	5 to 17 years	18 to 20 years	21 to 24 years	25 to 34 years	35 to 44 years	45 to 54 years	55 to 59 years	60 to 64 years
Vermont.....	625,741	41.5	31,952	97,281	31,455	33,418	69,622	78,359	102,603	48,739	41,234
COUNTY											
Addison County.....	36,821	41.3	1,772	5,730	2,579	2,215	3,402	4,559	6,025	2,932	2,505
Bennington County.....	37,125	45.1	1,877	5,726	1,619	1,603	3,392	4,282	6,041	2,922	2,668
Caledonia County.....	31,227	42.1	1,727	5,066	1,555	1,477	3,215	3,685	4,891	2,654	2,164
Chittenden County.....	156,545	36.2	7,877	23,436	11,783	12,394	20,612	19,899	24,296	10,343	8,220
Essex County.....	6,306	47.4	254	943	193	206	525	789	1,097	557	522
Franklin County.....	47,746	39.6	3,007	8,800	1,528	1,876	5,714	6,876	8,015	3,429	2,693
Grand Isle County.....	6,970	45.5	319	1,098	208	225	673	905	1,295	691	577
Lamoille County.....	24,475	39.7	1,495	3,972	1,163	1,186	2,901	3,289	3,964	1,743	1,498
Orange County.....	28,936	43.8	1,472	4,577	1,190	1,175	2,972	3,595	5,091	2,435	2,153
Orleans County.....	27,231	43.7	1,413	4,383	866	1,103	2,950	3,345	4,190	2,183	1,974
Rutland County.....	61,642	44.3	2,832	9,050	2,935	3,102	6,106	7,387	10,398	5,118	4,457
Washington County.....	59,534	42.3	3,087	9,233	2,689	2,729	6,427	7,901	9,856	4,810	4,185
Windham County.....	44,513	44.9	2,148	6,690	1,669	1,964	4,636	5,183	7,697	3,989	3,370
Windsor County.....	56,670	45.8	2,672	8,577	1,478	2,163	6,097	6,664	9,747	4,933	4,248
PLACE AND COUNTY SUBDIVISION											
Addison town, Addison County.....	1,371	43.9	65	254	36	36	132	183	223	102	121
Albany village, Orleans County.....	193	39.2	14	38	3	8	21	28	22	17	14
Albany town, Orleans County.....	941	42.9	52	152	22	41	119	115	149	88	70
Alburg village, Grand Isle County.....	497	35.4	36	95	11	22	82	73	69	25	23
Alburg town, Grand Isle County.....	1,998	42.2	99	325	64	81	238	276	350	161	128
Andover town, Windsor County.....	467	51.8	13	57	11	11	33	53	87	47	39
Arlington CDP, Bennington County.....	1,213	45.2	66	194	28	44	140	130	179	115	76
Arlington town, Bennington County.....	2,317	47.8	118	331	50	73	223	262	379	231	181
Ascutney CDP, Windsor County.....	540	54.5	19	55	11	19	42	50	81	54	50
Athens town, Windham County.....	442	40.0	26	73	10	17	65	42	66	54	32
Averill town, Essex County.....	24	66.5	0	0	0	0	1	1	0	3	4
Avery's gore, Essex County.....	0	0.0	0	0	0	0	0	0	0	0	0
Bakersfield town, Franklin County.....	1,322	39.2	80	263	43	40	159	177	227	113	91
Baltimore town, Windsor County.....	244	42.6	15	39	9	9	22	40	48	16	16
Barnard town, Windsor County.....	947	48.8	40	146	22	24	80	99	173	89	86
Barnet CDP, Caledonia County.....	129	53.3	9	12	2	4	13	11	20	24	9
Barnet town, Caledonia County.....	1,708	45.3	102	292	57	59	180	156	288	188	134
Barre city, Washington County.....	9,052	39.8	624	1,370	328	503	1,172	1,197	1,370	635	459
Barre town, Washington County.....	7,924	44.2	380	1,361	200	250	788	1,078	1,359	620	547
Barton village, Orleans County.....	737	45.9	41	92	35	28	82	83	98	37	50
Barton town, Orleans County.....	2,810	44.3	161	443	113	83	285	347	429	200	184
Beecher Falls CDP, Essex County.....	177	44.5	9	33	7	4	10	27	35	16	13
Bellows Falls village, Windham County.....	3,148	39.2	222	504	114	183	384	394	490	235	176
Belvidere town, Lamoille County.....	348	42.0	16	58	12	10	36	54	74	27	13
Bennington CDP, Bennington County.....	9,074	43.0	536	1,349	309	460	1,064	1,044	1,262	642	560
Bennington town, Bennington County.....	15,764	40.8	905	2,358	1,059	952	1,641	1,788	2,166	1,072	983
Benson CDP, Rutland County.....	308	41.8	10	65	5	9	32	48	43	21	15
Benson town, Rutland County.....	1,056	41.9	33	219	24	36	104	153	172	90	72
Berkshire town, Franklin County.....	1,692	38.3	114	348	66	71	189	235	295	122	87
Berlin town, Washington County.....	2,887	47.7	123	445	73	89	248	358	449	235	186
Bethel CDP, Windsor County.....	569	39.1	39	94	17	37	67	77	76	36	31
Bethel town, Windsor County.....	2,030	43.2	120	306	53	114	217	249	336	171	137
Bloomfield town, Essex County.....	221	50.1	4	29	4	9	14	27	51	18	23
Bolton town, Chittenden County.....	1,182	38.0	68	191	24	50	211	182	251	81	51
Bradford CDP, Orange County.....	788	34.3	65	149	32	44	110	88	109	52	33
Bradford town, Orange County.....	2,797	40.1	190	524	82	106	333	331	468	188	191
Braintree town, Orange County.....	1,246	45.3	62	187	32	42	130	165	193	141	105
Brandon CDP, Rutland County.....	1,648	45.2	109	256	45	51	149	211	265	135	126
Brandon town, Rutland County.....	3,966	45.0	229	615	95	149	390	503	723	318	291
Brattleboro town, Windham County.....	12,046	43.2	622	1,746	400	608	1,521	1,399	1,967	1,010	819
Brattleboro CDP, Windham County.....	7,414	41.0	391	1,037	252	411	1,090	884	1,149	561	463
Bridgewater town, Windsor County.....	936	49.7	33	123	29	31	77	88	194	94	82
Bridport town, Addison County.....	1,218	43.9	55	210	33	48	133	145	194	97	99
Brighton town, Essex County.....	1,222	48.3	46	185	28	46	111	133	204	110	84
Bristol CDP, Addison County.....	2,030	42.1	121	319	70	78	244	252	328	161	127
Bristol town, Addison County.....	3,894	41.9	222	646	142	133	431	539	689	296	250
Brookfield town, Orange County.....	1,292	45.6	69	208	42	38	112	168	248	115	118
Brookline town, Windham County.....	530	40.5	30	105	12	16	68	58	91	44	29
Brownington town, Orleans County.....	988	42.2	68	157	36	33	108	132	174	85	55
Brunswick town, Essex County.....	112	42.0	1	24	7	4	10	13	18	14	3
Buels gore, Chittenden County.....	30	42.0	0	6	0	1	3	9	5	0	2
Burke town, Caledonia County.....	1,753	40.1	106	295	53	71	212	236	258	150	112
Burlington city, Chittenden County.....	42,417	26.5	1,730	3,999	7,461	6,638	6,666	4,096	4,248	1,964	1,629
Cabot village, Washington County.....	233	39.4	17	44	6	12	24	34	39	12	16
Cabot town, Washington County.....	1,433	43.0	95	259	45	44	140	180	238	122	107

Table 2.
Age and Sex: 2010—Con.

[For information on confidentiality protection, nonsampling error, and definitions, see Selected Appendixes at <www.census.gov/prod/cen2010/cph-1-a.pdf>]

Age—Con			Age and sex						Percent of total population		State County Place and County Subdivision
65 to 74 years	75 to 84 years	85 years and over	All ages		18 years and over		65 years and over		Under 18 years	65 years and over	
			Female	Males per 100 females	Total	Female	Total	Female			
49,538	28,743	12,797	317,535	97.1	496,508	254,650	91,078	50,764	20.7	14.6	Vermont
COUNTY											
2,826	1,553	723	18,457	99.5	29,319	14,875	5,102	2,766	20.4	13.9	Addison County
3,562	2,368	1,065	19,171	93.7	29,522	15,520	6,995	3,922	20.5	18.8	Bennington County
2,543	1,553	697	15,718	98.7	24,434	12,434	4,793	2,632	21.8	15.3	Caledonia County
9,432	5,662	2,591	80,236	95.1	125,232	65,010	17,685	10,313	20.0	11.3	Chittenden County
702	403	115	3,118	102.2	5,109	2,530	1,220	623	19.0	19.3	Essex County
3,212	1,876	720	24,058	98.5	35,939	18,324	5,808	3,199	24.7	12.2	Franklin County
630	270	79	3,492	99.6	5,553	2,799	979	500	20.3	14.0	Grand Isle County
1,873	995	396	12,231	100.1	19,008	9,550	3,264	1,743	22.3	13.3	Lamoille County
2,431	1,334	511	14,515	99.4	22,887	11,525	4,276	2,299	20.9	14.8	Orange County
2,665	1,453	706	13,620	99.9	21,435	10,733	4,824	2,623	21.3	17.7	Orleans County
5,559	3,257	1,441	31,257	97.2	49,760	25,517	10,257	5,807	19.3	16.6	Rutland County
4,606	2,714	1,297	30,122	97.6	47,214	24,042	8,617	4,893	20.7	14.5	Washington County
3,967	2,219	981	22,644	96.6	35,675	18,413	7,167	3,909	19.9	16.1	Windham County
5,530	3,086	1,475	28,896	96.1	45,421	23,378	10,091	5,535	19.9	17.8	Windsor County
PLACE AND COUNTY SUBDIVISION											
137	57	25	638	114.9	1,052	495	219	101	23.3	16.0	Addison town, Addison County
20	8	0	94	105.3	141	71	28	16	26.9	14.5	Albany village, Orleans County
94	32	7	447	110.5	737	349	133	57	21.7	14.1	Albany town, Orleans County
31	22	8	257	93.4	366	197	61	33	26.4	12.3	Alburg village, Grand Isle County
177	74	25	1,002	99.4	1,574	790	276	153	21.2	13.8	Alburg town, Grand Isle County
61	42	13	235	98.7	397	191	116	56	15.0	24.8	Andover town, Windsor County
135	81	25	645	88.1	953	518	241	145	21.4	19.9	Arlington CDP, Bennington County
270	157	42	1,192	94.4	1,868	987	469	267	19.4	20.2	Arlington town, Bennington County
73	65	21	272	98.5	466	237	159	90	13.7	29.4	Ascutney CDP, Windsor County
37	13	7	207	113.5	343	165	57	27	22.4	12.9	Athens town, Windham County
8	7	0	9	166.7	24	9	15	5	0.0	62.5	Averill town, Essex County
0	0	0	0	(X)	0	0	0	0	(X)	(X)	Avery's gore, Essex County
80	39	10	645	105.0	979	475	129	60	25.9	9.8	Bakersfield town, Franklin County
23	5	2	111	119.8	190	85	30	14	22.1	12.3	Baltimore town, Windsor County
129	49	10	482	96.5	761	387	188	100	19.6	19.9	Barnard town, Windsor County
12	7	6	65	98.5	108	54	25	13	16.3	19.4	Barnet CDP, Caledonia County
137	78	37	876	95.0	1,314	676	252	133	23.1	14.8	Barnet town, Caledonia County
627	484	283	4,739	91.0	7,058	3,771	1,394	868	22.0	15.4	Barre city, Washington County
745	455	141	4,078	94.3	6,183	3,212	1,341	727	22.0	16.9	Barre town, Washington County
92	63	36	390	89.0	604	318	191	111	18.0	25.9	Barton village, Orleans County
283	171	111	1,428	96.8	2,206	1,139	565	312	21.5	20.1	Barton town, Orleans County
17	6	0	99	78.8	135	76	23	14	23.7	13.0	Beecher Falls CDP, Essex County
206	149	91	1,645	91.4	2,422	1,275	446	265	23.1	14.2	Bellows Falls village, Windham County
33	14	1	180	93.3	274	136	48	25	21.3	13.8	Belvidere town, Lamoille County
757	675	416	4,780	89.8	7,189	3,842	1,848	1,095	20.8	20.4	Bennington CDP, Bennington County
1,238	974	628	8,385	88.0	12,501	6,764	2,840	1,694	20.7	18.0	Bennington town, Bennington County
22	27	11	162	90.1	233	123	60	35	24.4	19.5	Benson CDP, Rutland County
78	54	21	507	108.3	804	403	153	84	23.9	14.5	Benson town, Rutland County
103	51	11	803	110.7	1,230	590	165	78	27.3	9.8	Berkshire town, Franklin County
254	219	208	1,539	87.6	2,319	1,257	681	436	19.7	23.6	Berlin town, Washington County
55	26	14	304	87.2	436	233	95	53	23.4	16.7	Bethel CDP, Windsor County
203	83	41	1,027	97.7	1,604	822	327	182	21.0	16.1	Bethel town, Windsor County
18	17	7	103	114.6	188	91	42	24	14.9	19.0	Bloomfield town, Essex County
44	26	3	565	109.2	923	445	73	38	21.9	6.2	Bolton town, Chittenden County
54	33	19	439	79.5	574	330	106	64	27.2	13.5	Bradford CDP, Orange County
223	116	45	1,464	91.1	2,083	1,081	384	212	25.5	13.7	Bradford town, Orange County
121	56	12	638	95.3	997	516	189	95	20.0	15.2	Braintree town, Orange County
158	90	53	858	92.1	1,283	690	301	179	22.1	18.3	Brandon CDP, Rutland County
376	195	82	2,018	96.5	3,122	1,629	653	369	21.3	16.5	Brandon town, Rutland County
984	622	348	6,455	86.6	9,678	5,326	1,954	1,173	19.7	16.2	Brattleboro town, Windham County
538	389	249	3,977	86.4	5,986	3,285	1,176	734	19.3	15.9	Brattleboro CDP, Windham County
111	54	20	457	104.8	780	384	185	88	16.7	19.8	Bridgewater town, Windsor County
123	58	23	606	101.0	953	466	204	106	21.8	16.7	Bridport town, Addison County
135	109	31	610	100.3	991	499	275	151	18.9	22.5	Brighton town, Essex County
163	117	50	1,041	95.0	1,590	830	330	205	21.7	16.3	Bristol CDP, Addison County
284	182	80	1,965	98.2	3,026	1,539	546	315	22.3	14.0	Bristol town, Addison County
100	59	15	617	109.4	1,015	508	174	82	21.4	13.5	Brookfield town, Orange County
51	19	7	254	108.7	395	204	77	38	25.5	14.5	Brookline town, Windham County
98	32	10	498	98.4	763	385	140	73	22.8	14.2	Brownington town, Orleans County
15	2	1	53	111.3	87	43	18	10	22.3	16.1	Brunswick town, Essex County
3	1	0	14	114.3	24	11	4	1	20.0	13.3	Buels gore, Chittenden County
152	84	24	882	98.8	1,352	688	260	131	22.9	14.8	Burke town, Caledonia County
1,948	1,317	721	21,798	94.6	36,688	18,980	3,986	2,425	13.5	9.4	Burlington city, Chittenden County
15	8	6	121	92.6	172	96	29	19	26.2	12.4	Cabot village, Washington County
109	63	31	715	100.4	1,079	555	203	105	24.7	14.2	Cabot town, Washington County

Table 2.
Age and Sex: 2010—Con.

[For information on confidentiality protection, nonsampling error, and definitions, see Selected Appendixes at <www.census.gov/prod/cen2010/cph-1-a.pdf>]

State County Place and County Subdivision	Total population	Median age	Age								
			Under 5 years	5 to 17 years	18 to 20 years	21 to 24 years	25 to 34 years	35 to 44 years	45 to 54 years	55 to 59 years	60 to 64 years
PLACE AND COUNTY SUBDIVISION—Con.											
Calais town, Washington County.....	1,607	45.9	70	280	31	50	134	210	312	175	148
Cambridge village, Lamoille County.....	236	34.5	25	35	1	16	44	29	42	16	11
Cambridge town, Lamoille County.....	3,659	37.9	280	605	90	148	547	539	636	270	197
Canaan CDP, Essex County.....	392	47.4	21	57	20	10	27	48	60	44	33
Canaan town, Essex County.....	972	48.8	38	156	37	18	54	119	180	109	95
Castleton CDP, Rutland County.....	1,485	20.6	17	52	769	331	58	42	71	43	36
Castleton town, Rutland County.....	4,717	32.0	146	493	905	567	339	401	617	395	305
Cavendish CDP, Windsor County.....	179	51.1	9	23	5	4	18	14	33	21	11
Cavendish town, Windsor County.....	1,367	47.5	46	222	32	37	130	156	234	132	119
Charleston town, Orleans County.....	1,023	49.1	56	152	21	27	108	102	157	123	95
Charlotte town, Chittenden County.....	3,754	44.8	162	805	98	82	275	469	761	367	297
Chelsea town, Orange County.....	1,238	47.8	49	191	27	39	142	128	239	94	101
Chester CDP, Windsor County.....	1,005	46.4	52	162	33	36	98	101	148	92	74
Chester town, Windsor County.....	3,154	47.3	143	489	106	103	296	333	556	309	250
Chittenden town, Rutland County.....	1,258	45.4	49	246	32	27	88	179	253	117	99
Clarendon town, Rutland County.....	2,571	46.2	84	424	82	83	239	311	511	254	217
Colchester town, Chittenden County.....	17,067	35.4	840	2,411	1,586	1,463	2,160	2,171	2,632	1,174	996
Concord CDP, Essex County.....	271	37.5	21	47	13	11	33	29	41	15	18
Concord town, Essex County.....	1,235	42.8	69	205	35	40	119	191	208	96	75
Corinth town, Orange County.....	1,367	44.7	88	199	44	59	154	147	249	111	101
Cornwall town, Addison County.....	1,185	46.0	59	220	33	44	62	150	217	102	94
Coventry CDP, Orleans County.....	97	49.6	2	11	6	6	5	7	24	10	7
Coventry town, Orleans County.....	1,086	42.9	59	174	41	42	104	153	199	88	77
Craftsbury town, Orleans County.....	1,206	44.1	36	171	65	80	126	140	168	87	94
Danby town, Rutland County.....	1,311	44.2	74	213	26	47	130	188	192	117	102
Danville CDP, Caledonia County.....	383	48.5	28	44	12	15	29	52	41	35	38
Danville town, Caledonia County.....	2,196	46.2	126	333	67	70	190	278	361	192	199
Derby town, Orleans County.....	4,621	45.0	230	793	123	156	436	574	708	375	310
Derby Center village, Orleans County.....	597	44.9	32	90	18	27	68	64	96	46	34
Derby Line village, Orleans County.....	673	42.5	32	115	18	26	80	82	91	43	61
Dorset CDP, Bennington County.....	249	56.3	4	29	5	8	10	15	48	25	27
Dorset town, Bennington County.....	2,031	50.9	78	316	44	48	123	205	393	171	183
Dover town, Windham County.....	1,124	49.3	43	144	23	31	102	131	223	121	104
Dummerston town, Windham County.....	1,864	48.7	76	252	55	52	162	214	342	198	179
Duxbury town, Washington County.....	1,337	42.0	69	227	34	42	131	239	265	104	89
East Barre CDP, Washington County.....	826	38.4	62	150	23	26	109	114	122	45	56
East Burke CDP, Caledonia County.....	132	37.0	9	17	5	5	24	27	12	13	10
East Haven town, Essex County.....	290	43.4	8	42	17	11	28	46	45	26	29
East Middlebury CDP, Addison County.....	425	42.7	29	65	8	13	52	56	72	28	30
East Montpelier CDP, Washington County.....	80	45.0	5	8	3	3	10	11	14	12	5
East Montpelier town, Washington County.....	2,576	46.2	102	446	73	57	239	327	442	267	209
Eden town, Lamoille County.....	1,323	37.4	93	250	54	54	165	213	219	85	67
Elmore town, Lamoille County.....	855	46.1	43	144	21	19	79	104	201	80	53
Enosburg town, Franklin County.....	2,781	40.0	166	501	93	117	340	357	432	188	166
Enosburg Falls village, Franklin County.....	1,329	42.0	80	225	50	59	147	163	178	89	83
Essex town, Chittenden County.....	19,587	39.9	1,169	3,583	550	829	2,389	2,815	3,575	1,454	1,057
Essex Junction village, Chittenden County.....	9,271	38.9	565	1,604	273	482	1,208	1,387	1,599	687	429
Fairfax town, Franklin County.....	4,285	38.7	290	832	134	109	516	743	820	262	212
Fairfield town, Franklin County.....	1,891	40.0	120	369	50	66	212	273	334	142	113
Fair Haven town, Rutland County.....	2,734	42.6	129	469	124	149	265	332	445	206	190
Fair Haven CDP, Rutland County.....	2,269	41.9	108	389	105	131	233	272	357	167	153
Fairlee CDP, Orange County.....	189	44.9	6	27	11	6	28	17	22	15	26
Fairlee town, Orange County.....	977	47.1	45	129	34	37	113	102	173	97	90
Fayston town, Washington County.....	1,353	45.2	51	231	21	41	123	202	284	119	104
Ferdinand town, Essex County.....	32	40.0	1	7	1	1	3	4	4	2	1
Ferrisburgh town, Addison County.....	2,775	44.3	131	473	78	86	253	395	531	256	195
Fletcher town, Franklin County.....	1,277	40.0	83	248	26	34	147	210	244	121	71
Franklin town, Franklin County.....	1,405	40.3	90	279	32	34	155	208	236	111	65
Georgia town, Franklin County.....	4,515	39.4	261	951	158	157	427	743	847	332	270
Glastenbury town, Bennington County.....	8	55.5	0	1	0	0	1	0	2	2	2
Glover CDP, Orleans County.....	303	48.6	11	55	9	7	20	37	29	27	31
Glover town, Orleans County.....	1,122	46.3	48	197	28	34	106	137	142	105	105
Goshen town, Addison County.....	164	50.7	7	12	3	11	14	18	34	14	18
Grafton town, Windham County.....	679	51.4	34	92	7	8	55	66	122	61	70
Granby town, Essex County.....	88	51.3	2	9	4	1	6	11	17	7	9
Grand Isle town, Grand Isle County.....	2,067	45.3	91	336	68	65	187	277	401	197	174
Graniteville CDP, Washington County.....	784	39.6	50	149	21	25	103	110	133	33	49
Granville town, Addison County.....	298	42.5	15	35	10	12	42	46	50	38	11
Greensboro CDP, Orleans County.....	109	61.8	2	8	1	1	3	6	13	14	21
Greensboro town, Orleans County.....	762	51.3	32	116	9	19	60	88	96	76	89
Greensboro Bend CDP, Orleans County.....	232	44.5	13	43	4	8	18	31	36	18	19
Groton CDP, Caledonia County.....	437	35.1	37	96	12	22	51	46	58	31	20
Groton town, Caledonia County.....	1,022	42.4	66	192	27	42	101	115	160	97	63

Table 2.
Age and Sex: 2010—Con.

[For information on confidentiality protection, nonsampling error, and definitions, see Selected Appendixes at <www.census.gov/prod/cen2010/cph-1-a.pdf>]

Age—Con			Age and sex						Percent of total population		State County Place and County Subdivision
65 to 74 years	75 to 84 years	85 years and over	All ages		18 years and over		65 years and over		Under 18 years	65 years and over	
			Female	Males per 100 females	Total	Female	Total	Female			
PLACE AND COUNTY SUBDIVISION—Con.											
123	56	18	830	93.6	1,257	644	197	108	21.8	12.3	Calais town, Washington County
9	5	3	113	108.8	176	87	17	11	25.4	7.2	Cambridge village, Lamoille County
214	103	30	1,815	101.6	2,774	1,376	347	180	24.2	9.5	Cambridge town, Lamoille County
38	22	12	202	94.1	314	166	72	37	19.9	18.4	Canaan CDP, Essex County
97	53	16	493	97.2	778	400	166	83	20.0	17.1	Canaan town, Essex County
49	14	3	728	104.0	1,416	696	66	40	4.6	4.4	Castleton CDP, Rutland County
340	163	46	2,332	102.3	4,078	2,012	549	305	13.5	11.6	Castleton town, Rutland County
19	14	8	95	88.4	147	81	41	23	17.9	22.9	Cavendish CDP, Windsor County
149	76	34	686	99.3	1,099	548	259	132	19.6	18.9	Cavendish town, Windsor County
118	48	16	503	103.4	815	403	182	87	20.3	17.8	Charleston town, Orleans County
285	119	34	1,922	95.3	2,787	1,448	438	234	25.8	11.7	Charlotte town, Chittenden County
121	76	31	627	97.4	998	497	228	123	19.4	18.4	Chelsea town, Orange County
95	73	41	555	81.1	791	438	209	130	21.3	20.8	Chester CDP, Windsor County
290	206	73	1,638	92.6	2,522	1,302	569	308	20.0	18.0	Chester town, Windsor County
123	39	6	614	104.9	963	470	168	78	23.4	13.4	Chittenden town, Rutland County
246	87	33	1,280	100.9	2,063	1,043	366	193	19.8	14.2	Clarendon town, Rutland County
993	481	160	8,599	98.5	13,816	7,051	1,634	875	19.0	9.6	Colchester town, Chittenden County
24	15	4	129	110.1	203	96	43	18	25.1	15.9	Concord CDP, Essex County
133	53	11	611	102.1	961	459	197	98	22.2	16.0	Concord town, Essex County
120	76	19	678	101.6	1,080	532	215	108	21.0	15.7	Corinth town, Orange County
135	54	15	596	98.8	906	463	204	101	23.5	17.2	Cornwall town, Addison County
7	8	4	46	110.9	84	44	19	12	13.4	19.6	Coventry CDP, Orleans County
102	39	8	522	108.0	853	418	149	75	21.5	13.7	Coventry town, Orleans County
115	80	44	612	97.1	999	513	239	129	17.2	19.8	Craftsbury town, Orleans County
137	66	19	653	100.8	1,024	511	222	109	21.9	16.9	Danby town, Rutland County
44	31	14	211	81.5	311	183	89	58	18.8	23.2	Danville CDP, Caledonia County
223	112	45	1,141	92.5	1,737	917	380	205	20.9	17.3	Danville town, Caledonia County
492	273	151	2,387	93.6	3,598	1,875	916	503	22.1	19.8	Derby town, Orleans County
56	38	28	316	88.9	475	261	122	75	20.4	20.4	Derby Center village, Orleans County
56	44	25	353	90.7	526	283	125	73	21.8	18.6	Derby Line village, Orleans County
32	31	15	126	97.6	216	111	78	47	13.3	31.3	Dorset CDP, Bennington County
251	170	49	1,035	96.2	1,637	851	470	241	19.4	23.1	Dorset town, Bennington County
120	67	15	539	108.5	937	445	202	92	16.6	18.0	Dover town, Windham County
197	105	32	952	95.8	1,536	797	334	174	17.6	17.9	Dummerston town, Windham County
85	31	21	661	102.3	1,041	516	137	76	22.1	10.2	Duxbury town, Washington County
71	35	13	419	97.1	614	315	119	65	25.7	14.4	East Barre CDP, Washington County
3	4	3	69	91.3	106	58	10	4	19.7	7.6	East Burke CDP, Caledonia County
28	7	3	145	100.0	240	121	38	17	17.2	13.1	East Haven town, Essex County
35	26	11	225	88.9	331	175	72	41	22.1	16.9	East Middlebury CDP, Addison County
6	3	0	41	95.1	67	33	9	6	16.3	11.3	East Montpelier CDP, Washington County
253	117	44	1,291	99.5	2,028	1,024	414	214	21.3	16.1	East Montpelier town, Washington County
83	31	9	634	108.7	980	469	123	55	25.9	9.3	Eden town, Lamoille County
71	31	9	439	94.8	668	344	111	64	21.9	13.0	Elmore town, Lamoille County
238	130	53	1,393	99.6	2,114	1,057	421	233	24.0	15.1	Enosburg town, Franklin County
119	90	46	682	94.9	1,024	542	255	154	22.9	19.2	Enosburg Falls village, Franklin County
1,251	742	173	10,033	95.2	14,835	7,715	2,166	1,224	24.3	11.1	Essex town, Chittenden County
546	390	101	4,763	94.6	7,102	3,723	1,037	594	23.4	11.2	Essex Junction village, Chittenden County
216	110	41	2,155	98.8	3,163	1,590	367	195	26.2	8.6	Fairfax town, Franklin County
133	70	9	914	106.9	1,402	692	212	102	25.9	10.2	Fairfield town, Franklin County
221	155	49	1,414	93.4	2,136	1,125	425	235	21.9	15.5	Fair Haven town, Rutland County
183	129	42	1,193	90.2	1,772	946	354	199	21.9	15.6	Fair Haven CDP, Rutland County
15	14	2	104	81.7	156	85	31	20	17.5	16.4	Fairlee CDP, Orange County
75	67	15	491	99.0	803	408	157	91	17.8	18.1	Fairlee town, Orange County
121	53	3	672	101.3	1,071	531	177	82	20.8	13.1	Fayston town, Washington County
0	6	2	14	128.6	24	11	8	5	25.0	25.0	Ferdinand town, Essex County
244	98	35	1,352	105.3	2,171	1,069	377	203	21.8	13.6	Ferrisburgh town, Addison County
63	23	7	632	102.1	946	462	93	47	25.9	7.3	Fletcher town, Franklin County
105	64	26	701	100.4	1,036	516	195	111	26.3	13.9	Franklin town, Franklin County
252	83	34	2,241	101.5	3,303	1,657	369	186	26.8	8.2	Georgia town, Franklin County
0	0	0	4	100.0	7	3	0	0	12.5	0.0	Glastenbury town, Bennington County
33	25	19	161	88.2	237	130	77	46	21.8	25.4	Glover CDP, Orleans County
131	58	31	576	94.8	877	451	220	115	21.8	19.6	Glover town, Orleans County
27	6	0	81	102.5	145	72	33	13	11.6	20.1	Goshen town, Addison County
104	45	15	329	106.4	553	270	164	81	18.6	24.2	Grafton town, Windham County
12	9	1	45	95.6	77	39	22	9	12.5	25.0	Granby town, Essex County
196	60	15	1,021	102.4	1,640	821	271	140	20.7	13.1	Grand Isle town, Grand Isle County
60	37	14	397	97.5	585	307	111	59	25.4	14.2	Graniteville CDP, Washington County
20	18	1	142	109.9	248	119	39	20	16.8	13.1	Granville town, Addison County
15	8	17	61	78.7	99	57	40	25	9.2	36.7	Greensboro CDP, Orleans County
92	41	44	399	91.0	614	327	177	110	19.4	23.2	Greensboro town, Orleans County
31	8	3	117	98.3	176	93	42	26	24.1	18.1	Greensboro Bend CDP, Orleans County
37	21	6	228	91.7	304	163	64	34	30.4	14.6	Groton CDP, Caledonia County
98	42	19	517	97.7	764	392	159	80	25.2	15.6	Groton town, Caledonia County

Table 2.
Age and Sex: 2010—Con.

[For information on confidentiality protection, nonsampling error, and definitions, see Selected Appendixes at <www.census.gov/prod/cen2010/cph-1-a.pdf>]

State County Place and County Subdivision	Total population	Median age	Age								
			Under 5 years	5 to 17 years	18 to 20 years	21 to 24 years	25 to 34 years	35 to 44 years	45 to 54 years	55 to 59 years	60 to 64 years
PLACE AND COUNTY SUBDIVISION—Con.											
Guildhall town, Essex County.....	261	49.9	12	33	4	5	25	35	41	31	21
Guildford town, Windham County.....	2,121	46.3	93	339	56	65	219	248	395	207	198
Halifax town, Windham County.....	728	47.9	28	100	25	21	67	93	128	75	70
Hancock town, Addison County.....	323	48.3	17	44	8	8	20	47	48	42	34
Hardwick CDP, Caledonia County.....	1,345	38.6	110	229	62	60	164	145	196	87	85
Hardwick town, Caledonia County.....	3,010	40.7	195	544	110	114	356	363	465	263	202
Hartford town, Windsor County.....	9,952	43.3	546	1,533	254	408	1,207	1,299	1,573	810	673
Hartland CDP, Windsor County.....	380	42.1	20	66	8	14	45	57	72	30	21
Hartland town, Windsor County.....	3,393	45.5	148	543	92	116	290	476	687	295	262
Highgate town, Franklin County.....	3,535	37.8	239	640	146	171	454	474	623	234	183
Hinesburg town, Chittenden County.....	4,396	41.3	280	758	112	167	488	668	883	384	265
Hinesburg CDP, Chittenden County.....	658	32.9	62	83	13	38	155	94	95	33	23
Holland town, Orleans County.....	629	42.6	31	120	18	16	53	104	103	47	55
Hubbardton town, Rutland County.....	706	47.7	30	98	14	23	57	98	135	79	55
Huntington town, Chittenden County.....	1,938	41.1	126	352	48	49	200	333	412	166	126
Hyde Park village, Lamoille County.....	462	38.0	28	92	17	23	57	59	64	31	34
Hyde Park town, Lamoille County.....	2,954	41.4	196	488	89	103	325	405	439	226	233
Ira town, Rutland County.....	432	45.4	23	78	19	12	36	44	91	42	45
Irasburg CDP, Orleans County.....	163	41.8	7	25	8	15	14	22	18	13	6
Irasburg town, Orleans County.....	1,163	41.7	61	222	33	41	129	144	205	83	62
Island Pond CDP, Essex County.....	821	47.2	37	124	19	36	80	91	121	74	48
Isle La Motte town, Grand Isle County.....	471	45.6	28	68	14	12	39	70	100	39	35
Jacksonville village, Windham County.....	223	42.4	13	40	4	10	21	32	41	22	16
Jamaica town, Windham County.....	1,035	45.0	46	179	27	28	108	129	173	83	98
Jay town, Orleans County.....	521	41.3	24	93	12	9	72	78	87	50	31
Jeffersonville village, Lamoille County.....	729	32.0	71	109	15	56	158	81	104	40	25
Jericho village, Chittenden County.....	1,329	41.6	70	260	24	46	130	205	254	103	87
Jericho town, Chittenden County.....	5,009	42.6	254	1,057	114	124	383	774	1,011	418	344
Johnson village, Lamoille County.....	1,443	21.9	61	99	483	252	154	100	104	45	52
Johnson town, Lamoille County.....	3,446	28.1	197	418	562	413	420	368	426	187	142
Killington town, Rutland County.....	811	47.8	15	87	41	47	89	89	138	91	79
Kirby town, Caledonia County.....	493	44.6	21	97	17	11	46	57	94	52	47
Landgrove town, Bennington County.....	158	53.5	4	26	3	1	7	15	26	15	14
Leicester town, Addison County.....	1,100	46.7	45	160	40	39	91	125	230	90	90
Lemington town, Essex County.....	104	52.0	7	12	2	2	8	7	21	3	11
Lewis town, Essex County.....	0	0.0	0	0	0	0	0	0	0	0	0
Lincoln town, Addison County.....	1,271	44.3	76	239	26	32	105	174	249	119	81
Londonderry town, Windham County.....	1,769	46.0	92	246	49	62	163	247	303	153	132
Lowell CDP, Orleans County.....	228	41.3	11	50	5	7	20	36	31	20	16
Lowell town, Orleans County.....	879	40.0	48	181	28	31	88	135	141	66	49
Ludlow village, Windsor County.....	811	45.7	40	92	20	47	117	82	124	36	58
Ludlow town, Windsor County.....	1,963	49.5	76	253	43	79	206	199	332	152	172
Lunenburg town, Essex County.....	1,302	46.0	60	178	48	60	125	158	229	93	114
Lyndon town, Caledonia County.....	5,981	36.9	267	845	719	501	564	603	823	427	342
Lyndonville village, Caledonia County.....	1,207	32.7	83	154	70	151	168	120	144	71	56
Maidstone town, Essex County.....	208	52.7	4	35	2	4	6	28	35	24	19
Manchester village, Bennington County.....	749	61.9	11	83	13	14	35	36	103	55	57
Manchester town, Bennington County.....	4,391	49.2	158	707	123	120	307	436	828	359	350
Manchester Center CDP, Bennington County.....	2,120	45.6	87	366	69	72	183	257	387	163	160
Marlboro town, Windham County.....	1,078	41.6	24	127	143	116	79	82	161	110	77
Marshfield village, Washington County.....	273	33.3	32	48	8	10	49	25	42	14	13
Marshfield town, Washington County.....	1,588	42.6	103	290	49	53	165	202	288	115	107
Mendon town, Rutland County.....	1,059	48.9	31	150	30	46	91	104	233	99	94
Middlebury CDP, Addison County.....	6,588	22.9	203	586	1,593	1,108	490	485	600	310	289
Middlebury town, Addison County.....	8,496	28.2	305	919	1,640	1,168	672	751	904	469	449
Middlesex town, Washington County.....	1,731	44.3	100	310	25	39	142	268	329	182	161
Middletown Springs town, Rutland County.....	745	49.2	29	112	14	19	63	71	153	72	55
Milton CDP, Chittenden County.....	1,861	38.7	114	316	70	102	252	236	338	130	106
Milton town, Chittenden County.....	10,352	38.9	652	1,936	330	393	1,309	1,619	1,866	733	607
Monkton town, Addison County.....	1,980	41.3	128	344	48	73	193	309	358	198	140
Montgomery town, Franklin County.....	1,201	42.5	62	212	27	42	133	169	192	117	96
Montpelier city, Washington County.....	7,855	43.3	401	1,078	193	317	1,117	984	1,277	676	610
Moretown town, Washington County.....	1,658	44.3	71	274	45	50	157	252	311	156	137
Morgan town, Orleans County.....	749	48.6	39	105	18	27	58	83	128	56	86
Morristown town, Lamoille County.....	5,227	41.9	311	861	174	199	593	695	850	344	324
Morrisville village, Lamoille County.....	1,958	42.9	102	290	74	86	236	233	291	117	104
Mount Holly town, Rutland County.....	1,237	47.7	50	163	36	42	103	173	219	117	107
Mount Tabor town, Rutland County.....	255	45.6	15	32	10	11	22	35	52	18	18
Newark town, Caledonia County.....	581	48.5	30	74	12	17	54	76	113	58	53
Newbury village, Orange County.....	365	51.1	12	54	10	9	27	36	63	38	18
Newbury town, Orange County.....	2,216	46.6	125	326	66	78	223	235	404	193	159
Newfane village, Windham County.....	118	53.0	2	16	2	3	8	14	18	10	13

Table 2.
Age and Sex: 2010—Con.

[For information on confidentiality protection, nonsampling error, and definitions, see Selected Appendixes at <www.census.gov/prod/cen2010/cph-1-a.pdf>]

Age—Con			Age and sex						Percent of total population		State County Place and County Subdivision
65 to 74 years	75 to 84 years	85 years and over	All ages		18 years and over		65 years and over		Under 18 years	65 years and over	
			Female	Males per 100 females	Total	Female	Total	Female			
PLACE AND COUNTY SUBDIVISION—Con.											
31	13	10	137	90.5	216	117	54	30	17.2	20.7	Guildhall town, Essex County
193	82	26	1,061	99.9	1,689	858	301	158	20.4	14.2	Guilford town, Windham County
70	44	7	359	102.8	600	297	121	58	17.6	16.6	Halifax town, Windham County
36	13	6	149	116.8	262	121	55	24	18.9	17.0	Hancock town, Addison County
108	70	29	722	86.3	1,006	559	207	127	25.2	15.4	Hardwick CDP, Caledonia County
220	134	44	1,540	95.5	2,271	1,185	398	223	24.6	13.2	Hardwick town, Caledonia County
854	553	242	5,219	90.7	7,873	4,269	1,649	965	20.9	16.6	Hartford town, Windsor County
28	14	5	191	99.0	294	144	47	25	22.6	12.4	Hartland CDP, Windsor County
297	136	51	1,673	102.8	2,702	1,360	484	241	20.4	14.3	Hartland town, Windsor County
239	105	27	1,731	104.2	2,656	1,302	371	187	24.9	10.5	Highgate town, Franklin County
255	108	28	2,171	102.5	3,358	1,677	391	191	23.9	8.9	Hinesburg town, Chittenden County
27	27	8	342	92.4	513	271	62	37	22.0	9.4	Hinesburg CDP, Chittenden County
55	19	8	310	102.9	478	228	82	40	24.0	13.0	Holland town, Orleans County
79	32	6	340	107.6	578	287	117	62	18.1	16.6	Hubbardton town, Rutland County
84	31	11	965	100.8	1,460	726	126	64	24.7	6.5	Huntington town, Chittenden County
31	18	8	243	90.1	342	184	57	32	26.0	12.3	Hyde Park village, Lamoille County
265	129	56	1,516	94.9	2,270	1,172	450	240	23.2	15.2	Hyde Park town, Lamoille County
30	9	3	223	93.7	331	163	42	22	23.4	9.7	Ira town, Rutland County
21	8	6	78	109.0	131	63	35	16	19.6	21.5	Irasburg CDP, Orleans County
112	50	21	552	110.7	880	425	183	76	24.3	15.7	Irasburg town, Orleans County
90	74	27	410	100.2	660	335	191	112	19.6	23.3	Island Pond CDP, Essex County
36	26	4	238	97.9	375	187	66	36	20.4	14.0	Isle La Motte town, Grand Isle County
11	12	1	108	106.5	170	82	24	10	23.8	10.8	Jacksonville village, Windham County
102	47	15	471	119.7	810	376	164	72	21.7	15.8	Jamaica town, Windham County
45	16	4	249	109.2	404	190	65	36	22.5	12.5	Jay town, Orleans County
33	29	8	378	92.9	549	285	70	47	24.7	9.6	Jeffersonville village, Lamoille County
102	38	10	661	101.1	999	512	150	83	24.8	11.3	Jericho village, Chittenden County
370	122	38	2,506	99.9	3,698	1,897	530	268	26.2	10.6	Jericho town, Chittenden County
44	31	18	707	104.1	1,283	628	93	60	11.1	6.4	Johnson village, Lamoille County
190	90	33	1,670	106.3	2,831	1,359	313	164	17.8	9.1	Johnson town, Lamoille County
104	25	6	372	118.0	709	323	135	67	12.6	16.6	Killington town, Rutland County
28	15	8	261	88.9	375	194	51	32	23.9	10.3	Kirby town, Caledonia County
30	14	3	85	85.9	128	68	47	27	19.0	20.7	Landgrove town, Bennington County
122	43	25	544	102.2	895	443	190	96	18.6	17.3	Leicester town, Addison County
13	16	2	50	108.0	85	40	31	18	18.3	29.8	Lemington town, Essex County
0	0	0	0	(X)	0	0	0	0	(X)	(X)	Lewis town, Essex County
91	52	27	605	110.1	956	479	170	89	24.8	13.4	Lincoln town, Addison County
193	94	35	889	99.0	1,431	720	322	169	19.1	18.2	Londonderry town, Windham County
16	13	3	113	101.8	167	85	32	19	26.8	14.0	Lowell CDP, Orleans County
70	35	7	424	107.3	650	314	112	54	26.1	12.7	Lowell town, Orleans County
86	62	47	415	95.4	679	347	195	128	16.3	24.0	Ludlow village, Windsor County
247	138	66	1,009	94.5	1,634	840	451	261	16.8	23.0	Ludlow town, Windsor County
126	87	24	643	102.5	1,064	528	237	123	18.3	18.2	Lunenburg town, Essex County
449	300	141	2,969	101.4	4,869	2,446	890	521	18.6	14.9	Lyndon town, Caledonia County
93	63	34	625	93.1	970	515	190	122	19.6	15.7	Lyndonville village, Caledonia County
43	6	2	100	108.0	169	81	51	23	18.8	24.5	Maidstone town, Essex County
103	133	106	428	75.0	655	372	342	209	12.6	45.7	Manchester village, Bennington County
498	336	169	2,327	88.7	3,526	1,897	1,003	583	19.7	22.8	Manchester town, Bennington County
213	127	36	1,114	90.3	1,667	891	376	226	21.4	17.7	Manchester Center CDP, Bennington County
99	47	13	557	93.5	927	474	159	80	14.0	14.7	Marlboro town, Windham County
16	14	2	131	108.4	193	90	32	16	29.3	11.7	Marshfield village, Washington County
131	64	21	797	99.2	1,195	605	216	111	24.7	13.6	Marshfield town, Washington County
102	59	20	547	93.6	878	448	181	93	17.1	17.1	Mendon town, Rutland County
366	339	219	3,463	90.2	5,799	3,097	924	588	12.0	14.0	Middlebury CDP, Addison County
515	449	255	4,424	92.0	7,272	3,856	1,219	746	14.4	14.3	Middlebury town, Addison County
121	38	16	863	100.6	1,321	660	175	85	23.7	10.1	Middlesex town, Washington County
107	40	10	370	101.4	604	307	157	78	18.9	21.1	Middletown Springs town, Rutland County
104	73	20	937	98.6	1,431	733	197	108	23.1	10.6	Milton CDP, Chittenden County
595	235	77	5,220	98.3	7,764	3,941	907	478	25.0	8.8	Milton town, Chittenden County
126	45	18	1,003	97.4	1,508	770	189	90	23.8	9.5	Monkton town, Addison County
102	40	9	606	98.2	927	460	151	68	22.8	12.6	Montgomery town, Franklin County
561	410	231	4,218	86.2	6,376	3,484	1,202	747	18.8	15.3	Montpelier city, Washington County
115	63	27	832	99.3	1,313	659	205	103	20.8	12.4	Moretown town, Washington County
108	36	5	379	97.6	605	311	149	76	19.2	19.9	Morgan town, Orleans County
449	280	147	2,717	92.4	4,055	2,145	876	516	22.4	16.8	Morristown town, Lamoille County
167	148	110	1,065	83.8	1,566	875	425	273	20.0	21.7	Morrisville village, Lamoille County
150	58	19	623	98.6	1,024	511	227	114	17.2	18.4	Mount Holly town, Rutland County
31	10	1	128	99.2	208	105	42	27	18.4	16.5	Mount Tabor town, Rutland County
68	24	2	296	96.3	477	235	94	48	17.9	16.2	Newark town, Caledonia County
42	37	19	191	91.1	299	165	98	62	18.1	26.8	Newbury village, Orange County
217	138	52	1,130	96.1	1,765	910	407	216	20.4	18.4	Newbury town, Orange County
16	10	6	73	61.6	100	63	32	22	15.3	27.1	Newfane village, Windham County

Table 2.
Age and Sex: 2010—Con.

[For information on confidentiality protection, nonsampling error, and definitions, see Selected Appendixes at <www.census.gov/prod/cen2010/cph-1-a.pdf>]

State County Place and County Subdivision	Total population	Median age	Age								
			Under 5 years	5 to 17 years	18 to 20 years	21 to 24 years	25 to 34 years	35 to 44 years	45 to 54 years	55 to 59 years	60 to 64 years
PLACE AND COUNTY SUBDIVISION—Con.											
Newfane town, Windham County.....	1,726	48.9	72	251	35	43	147	208	313	205	159
New Haven town, Addison County.....	1,727	44.2	75	305	54	53	167	236	350	159	133
Newport city, Orleans County.....	4,589	40.3	250	658	178	288	623	547	664	289	275
Newport town, Orleans County.....	1,594	44.0	84	249	43	72	186	182	253	136	133
Newport Center CDP, Orleans County.....	274	34.0	24	49	6	20	45	32	33	18	16
North Bennington village, Bennington County.....	1,643	22.8	52	175	420	232	97	131	145	92	81
Northfield village, Washington County.....	2,101	33.1	116	283	236	217	235	205	277	127	108
Northfield town, Washington County.....	6,207	26.1	260	670	1,309	803	536	552	746	323	320
North Hartland CDP, Windsor County.....	302	40.9	14	46	4	12	41	49	54	18	15
North Hero town, Grand Isle County.....	803	49.7	30	115	17	11	75	100	147	85	95
North Springfield CDP, Windsor County.....	573	47.8	34	69	14	16	56	57	126	28	35
North Troy village, Orleans County.....	620	35.5	38	122	20	44	80	71	75	38	35
North Westminster village, Windham County	247	42.5	15	35	9	11	37	27	35	17	19
Norton town, Essex County.....	169	54.8	1	18	3	4	14	12	34	15	21
Norwich CDP, Windsor County.....	878	46.1	33	174	24	21	76	97	154	78	60
Norwich town, Windsor County.....	3,414	45.5	142	684	74	102	294	387	650	317	271
Old Bennington village, Bennington County.	139	52.8	6	22	5	0	2	15	24	11	20
Orange town, Orange County.....	1,072	44.8	55	169	24	36	116	139	235	89	70
Orleans village, Orleans County.....	818	40.8	53	131	35	32	102	104	129	60	43
Orwell town, Addison County.....	1,250	44.0	65	221	42	41	105	162	220	105	98
Panton town, Addison County.....	677	44.7	42	99	16	23	79	83	118	42	65
Pawlet town, Rutland County.....	1,477	43.8	85	255	34	66	157	174	235	131	94
Peacham town, Caledonia County.....	732	48.5	35	123	14	25	56	83	121	95	53
Perkinsville village, Windsor County.....	130	45.5	7	23	3	3	17	12	25	12	7
Peru town, Bennington County.....	375	47.8	16	62	13	4	29	46	66	36	39
Pittsfield town, Rutland County.....	546	45.3	23	76	12	22	45	92	85	49	49
Pittsford CDP, Rutland County.....	740	45.2	38	118	19	20	87	86	108	57	57
Pittsford town, Rutland County.....	2,991	45.4	145	458	71	113	313	376	582	266	204
Plainfield CDP, Washington County.....	401	39.2	22	68	10	17	60	68	66	29	30
Plainfield town, Washington County.....	1,243	42.2	72	195	24	42	149	187	210	111	105
Plymouth town, Windsor County.....	619	50.8	17	82	16	13	45	77	106	65	63
Pomfret town, Windsor County.....	904	49.3	36	152	20	25	62	93	171	110	66
Poultney village, Rutland County.....	1,612	22.9	77	152	386	283	170	114	152	68	65
Poultney town, Rutland County.....	3,432	34.9	170	412	448	361	327	332	490	221	182
Pownal town, Bennington County.....	3,527	43.3	210	592	100	137	361	448	615	272	271
Proctor town, Rutland County.....	1,741	42.9	98	316	45	49	178	249	293	138	120
Proctorsville CDP, Windsor County.....	454	46.6	11	87	12	11	38	51	77	32	40
Putney CDP, Windham County.....	523	49.5	26	51	7	34	65	45	91	53	37
Putney town, Windham County.....	2,702	39.1	88	349	344	245	239	247	458	211	177
Quechee CDP, Windsor County.....	656	38.9	51	118	15	24	93	81	111	51	26
Randolph CDP, Orange County.....	1,974	44.7	106	300	49	91	232	216	292	128	157
Randolph town, Orange County.....	4,778	40.2	210	689	484	315	436	512	705	336	332
Reading town, Windsor County.....	666	47.9	28	97	22	16	55	78	125	67	48
Readsboro CDP, Bennington County.....	321	48.5	15	44	8	10	31	40	44	20	23
Readsboro town, Bennington County.....	763	48.8	31	109	25	19	62	83	162	63	52
Richford CDP, Franklin County.....	1,361	39.5	106	227	56	66	163	152	227	91	68
Richford town, Franklin County.....	2,308	40.7	158	401	80	87	268	281	352	167	131
Richmond CDP, Chittenden County.....	723	34.4	50	150	17	26	125	108	110	45	30
Richmond town, Chittenden County.....	4,081	41.7	233	801	108	106	460	559	841	356	228
Ripton town, Addison County.....	588	46.2	26	95	13	12	57	70	130	50	55
Rochester CDP, Windsor County.....	299	48.5	14	51	6	10	27	30	37	37	22
Rochester town, Windsor County.....	1,139	50.1	51	146	26	33	97	116	218	136	86
Rockingham town, Windham County.....	5,282	42.5	314	850	173	254	582	643	844	444	362
Roxbury town, Washington County.....	691	44.9	32	101	22	12	87	93	128	67	67
Royalton town, Windsor County.....	2,773	36.0	120	364	60	249	567	284	447	226	131
Rupert town, Bennington County.....	714	48.5	25	102	23	19	59	91	105	54	61
Rutland city, Rutland County.....	16,495	42.9	817	2,407	562	813	2,034	2,102	2,658	1,223	1,043
Rutland town, Rutland County.....	4,054	50.9	168	578	96	109	289	411	683	373	350
Ryegate town, Caledonia County.....	1,174	44.3	72	173	41	41	124	146	163	110	111
St. Albans city, Franklin County.....	6,918	36.3	473	1,169	246	402	1,036	956	1,010	463	332
St. Albans town, Franklin County.....	5,999	42.6	355	1,001	151	208	650	846	983	426	356
St. George town, Chittenden County.....	674	40.8	39	122	36	29	54	95	133	51	48
St. Johnsbury CDP, Caledonia County.....	6,193	41.9	389	917	253	324	729	713	956	435	361
St. Johnsbury town, Caledonia County.....	7,603	41.8	467	1,177	299	372	880	888	1,190	577	483
Salisbury town, Addison County.....	1,136	45.1	54	189	25	42	110	146	219	108	84
Sandgate town, Bennington County.....	405	46.4	25	62	11	12	26	54	74	35	31
Saxtons River village, Windham County.....	565	37.6	36	121	17	28	70	65	80	43	29
Searsburg town, Bennington County.....	109	44.5	4	19	7	3	3	19	18	10	9
Shaftsbury town, Bennington County.....	3,590	46.4	164	579	85	125	281	488	655	332	279
Sharon town, Windsor County.....	1,502	44.2	76	243	46	73	160	170	283	165	100
Sheffield town, Caledonia County.....	703	43.0	30	118	28	23	76	97	129	60	52
Shelburne CDP, Chittenden County.....	592	41.9	26	96	9	31	77	84	93	50	43

Table 2.
Age and Sex: 2010—Con.

[For information on confidentiality protection, nonsampling error, and definitions, see Selected Appendixes at <www.census.gov/prod/cen2010/cph-1-a.pdf>]

Age—Con			Age and sex						Percent of total population		State County Place and County Subdivision
65 to 74 years	75 to 84 years	85 years and over	All ages		18 years and over		65 years and over		Under 18 years	65 years and over	
			Female	Males per 100 females	Total	Female	Total	Female			
PLACE AND COUNTY SUBDIVISION—Con.											
161	100	32	904	90.9	1,403	732	293	158	18.7	17.0	Newfane town, Windham County
117	56	22	853	102.5	1,347	659	195	97	22.0	11.3	New Haven town, Addison County
349	299	169	2,249	104.0	3,681	1,771	817	511	19.8	17.8	Newport city, Orleans County
149	83	24	800	99.3	1,261	629	256	128	20.9	16.1	Newport town, Orleans County
13	11	7	157	74.5	201	114	31	21	26.6	11.3	Newport Center CDP, Orleans County
91	64	63	954	72.2	1,416	848	218	138	13.8	13.3	North Bennington village, Bennington County
133	109	55	1,050	100.1	1,702	850	297	182	19.0	14.1	Northfield village, Washington County
357	218	113	2,756	125.2	5,277	2,280	688	406	15.0	11.1	Northfield town, Washington County
28	10	11	153	97.4	242	128	49	26	19.9	16.2	North Hartland CDP, Windsor County
85	33	10	400	100.8	658	328	128	59	18.1	15.9	North Hero town, Grand Isle County
73	43	22	314	82.5	470	259	138	86	18.0	24.1	North Springfield CDP, Windsor County
58	29	10	320	93.8	460	230	97	51	25.8	15.6	North Troy village, Orleans County
22	11	9	122	102.5	197	104	42	23	20.2	17.0	North Westminster village, Windham County
31	12	4	79	113.9	150	68	47	19	11.2	27.8	Norton town, Essex County
90	47	24	477	84.1	671	368	161	95	23.6	18.3	Norwich CDP, Windsor County
302	148	43	1,792	90.5	2,588	1,375	493	267	24.2	14.4	Norwich town, Windsor County
20	9	5	65	113.8	111	54	34	17	20.1	24.5	Old Bennington village, Bennington County
77	54	8	519	106.6	848	414	139	70	20.9	13.0	Orange town, Orange County
60	44	25	414	97.6	634	333	129	76	22.5	15.8	Orleans village, Orleans County
104	60	27	634	97.2	964	495	191	101	22.9	15.3	Orwell town, Addison County
58	39	13	324	109.0	536	259	110	51	20.8	16.2	Panton town, Addison County
139	82	25	731	102.1	1,137	563	246	123	23.0	16.7	Pawlet town, Rutland County
72	42	13	381	92.1	574	304	127	69	21.6	17.3	Peacham town, Caledonia County
12	8	1	63	106.3	100	53	21	14	23.1	16.2	Perkinsville village, Windsor County
34	24	6	183	104.9	297	147	64	35	20.8	17.1	Peru town, Bennington County
51	35	7	270	102.2	447	216	93	44	18.1	17.0	Pittsfield town, Rutland County
73	55	22	404	83.2	584	324	150	101	21.1	20.3	Pittsford CDP, Rutland County
282	126	55	1,503	99.0	2,388	1,215	463	262	20.2	15.5	Pittsford town, Rutland County
19	9	3	192	108.9	311	151	31	17	22.4	7.7	Plainfield CDP, Washington County
91	44	13	618	101.1	976	483	148	80	21.5	11.9	Plainfield town, Washington County
85	39	11	300	106.3	520	249	135	64	16.0	21.8	Plymouth town, Windsor County
100	55	14	453	99.6	716	374	169	87	20.8	18.7	Pomfret town, Windsor County
76	53	16	841	91.7	1,383	727	145	91	14.2	9.0	Poultney village, Rutland County
257	179	53	1,754	95.7	2,850	1,474	489	274	17.0	14.2	Poultney town, Rutland County
334	155	32	1,710	106.3	2,725	1,371	521	267	22.7	14.8	Pownal town, Bennington County
143	74	38	915	90.3	1,327	706	255	138	23.8	14.6	Proctor town, Rutland County
57	30	8	234	94.0	356	182	95	52	21.6	20.9	Proctorsville CDP, Windsor County
55	50	9	275	90.2	446	238	114	67	14.7	21.8	Putney CDP, Windham County
191	122	31	1,263	113.9	2,265	1,046	344	184	16.2	12.7	Putney town, Windham County
50	30	6	333	97.0	487	260	86	46	25.8	13.1	Quechee CDP, Windsor County
181	126	96	1,057	86.8	1,568	850	403	246	20.6	20.4	Randolph CDP, Orange County
390	234	135	2,327	105.3	3,879	1,875	759	442	18.8	15.9	Randolph town, Orange County
86	30	14	342	94.7	541	274	130	65	18.8	18.5	Reading town, Windsor County
39	39	8	157	104.5	262	134	86	48	18.4	26.8	Readsboro CDP, Bennington County
89	54	14	362	110.8	623	309	157	83	18.3	20.6	Readsboro town, Bennington County
93	81	31	716	90.1	1,028	538	205	120	24.5	15.1	Richford CDP, Franklin County
174	133	76	1,197	92.8	1,749	914	383	228	24.2	16.6	Richford town, Franklin County
32	22	8	368	96.5	523	269	62	38	27.7	8.6	Richmond CDP, Chittenden County
243	100	46	2,074	96.8	3,047	1,564	389	216	25.3	9.5	Richmond town, Chittenden County
59	13	8	290	102.8	467	237	80	37	20.6	13.6	Ripton town, Addison County
23	31	11	160	86.9	234	129	65	38	21.7	21.7	Rochester CDP, Windsor County
121	81	28	565	101.6	942	473	230	116	17.3	20.2	Rochester town, Windsor County
435	249	132	2,744	92.5	4,118	2,165	816	463	22.0	15.4	Rockingham town, Windham County
52	22	8	326	112.0	558	261	82	36	19.2	11.9	Roxbury town, Washington County
163	112	50	1,384	100.4	2,289	1,156	325	176	17.5	11.7	Royalton town, Windsor County
95	60	20	345	107.0	587	286	175	88	17.8	24.5	Rupert town, Bennington County
1,226	1,013	597	8,528	93.4	13,271	6,975	2,836	1,801	19.5	17.2	Rutland city, Rutland County
456	326	215	2,135	89.9	3,308	1,773	997	582	18.4	24.6	Rutland town, Rutland County
111	61	21	592	98.3	929	473	193	95	20.9	16.4	Ryegate town, Caledonia County
401	312	118	3,593	92.5	5,276	2,815	831	511	23.7	12.0	St. Albans city, Franklin County
472	373	178	3,165	89.5	4,643	2,524	1,023	614	22.6	17.1	St. Albans town, Franklin County
47	17	3	339	98.8	513	256	67	33	23.9	9.9	St. George town, Chittenden County
461	400	255	3,130	97.9	4,887	2,491	1,116	664	21.1	18.0	St. Johnsbury CDP, Caledonia County
550	445	275	3,835	98.3	5,959	3,051	1,270	744	21.6	16.7	St. Johnsbury town, Caledonia County
90	44	25	556	104.3	893	439	159	79	21.4	14.0	Salisbury town, Addison County
50	20	5	204	98.5	318	160	75	31	21.5	18.5	Sandgate town, Bennington County
46	19	11	300	88.3	408	219	76	39	27.8	13.5	Saxtons River village, Windham County
13	2	2	45	142.2	86	38	17	8	21.1	15.6	Searsburg town, Bennington County
345	202	55	1,814	97.9	2,847	1,460	602	318	20.7	16.8	Shaftsbury town, Bennington County
115	55	16	754	99.2	1,183	604	186	101	21.2	12.4	Sharon town, Windsor County
61	23	6	339	107.4	555	264	90	43	21.1	12.8	Sheffield town, Caledonia County
51	27	5	313	89.1	470	253	83	50	20.6	14.0	Shelburne CDP, Chittenden County

Table 2.
Age and Sex: 2010—Con.

[For information on confidentiality protection, nonsampling error, and definitions, see Selected Appendixes at <www.census.gov/prod/cen2010/cph-1-a.pdf>]

State County Place and County Subdivision	Total population	Median age	Age								
			Under 5 years	5 to 17 years	18 to 20 years	21 to 24 years	25 to 34 years	35 to 44 years	45 to 54 years	55 to 59 years	60 to 64 years
PLACE AND COUNTY SUBDIVISION—Con.											
Shelburne town, Chittenden County.....	7,144	46.6	324	1,369	164	187	492	859	1,229	581	479
Sheldon town, Franklin County.....	2,190	38.3	123	434	78	102	269	311	384	143	110
Shoreham town, Addison County.....	1,265	44.7	57	210	25	49	113	185	219	124	96
Shrewsbury town, Rutland County.....	1,056	50.0	45	126	28	42	81	121	200	106	106
Somerset town, Windham County.....	3	53.8	0	0	0	0	0	0	2	0	0
South Barre CDP, Washington County.....	1,219	45.2	51	199	32	22	126	176	196	101	84
South Burlington city, Chittenden County.....	17,904	40.6	846	2,536	441	1,075	2,770	2,372	2,888	1,150	939
South Hero town, Grand Isle County.....	1,631	47.5	71	254	45	56	134	182	297	209	145
South Royalton CDP, Windsor County.....	694	27.6	18	45	12	119	264	45	58	39	21
South Shaftsbury CDP, Bennington County.....	683	45.4	37	106	16	26	65	88	114	55	45
Springfield CDP, Windsor County.....	3,979	38.9	267	686	133	172	549	467	611	241	242
Springfield town, Windsor County.....	9,373	43.8	517	1,420	273	369	1,130	1,149	1,555	661	633
Stamford town, Bennington County.....	824	47.5	31	140	23	25	61	96	187	74	49
Stannard town, Caledonia County.....	216	41.5	7	48	4	5	16	41	34	12	26
Starksboro town, Addison County.....	1,777	40.2	105	318	62	65	208	271	318	175	122
Stockbridge town, Windsor County.....	736	46.5	31	118	7	27	74	98	123	65	65
Stowe CDP, Lamoille County.....	495	47.2	11	43	3	25	98	60	62	27	25
Stowe town, Lamoille County.....	4,314	44.9	204	687	102	166	469	532	739	357	320
Strafford town, Orange County.....	1,098	45.9	54	189	28	28	102	137	193	98	104
Stratton town, Windham County.....	216	46.7	12	26	4	8	23	29	32	23	14
Sudbury town, Rutland County.....	560	51.2	31	79	9	13	38	48	98	64	67
Sunderland town, Bennington County.....	956	45.3	57	146	22	34	97	117	164	78	60
Sutton town, Caledonia County.....	1,029	42.2	63	165	30	43	116	133	160	99	76
Swanton village, Franklin County.....	2,386	41.3	146	430	68	89	291	296	370	149	145
Swanton town, Franklin County.....	6,427	40.6	393	1,152	198	236	759	893	1,036	488	410
Thetford town, Orange County.....	2,588	46.2	96	454	63	90	206	333	521	282	209
Tinmouth town, Rutland County.....	613	44.0	32	96	20	25	73	69	109	57	42
Topsham town, Orange County.....	1,173	41.1	58	209	38	40	125	188	189	91	71
Townshend town, Windham County.....	1,232	47.8	50	188	33	32	105	157	207	110	109
Troy CDP, Orleans County.....	243	46.4	16	31	6	13	28	23	37	22	21
Troy town, Orleans County.....	1,662	40.3	100	279	59	86	207	191	257	123	106
Tunbridge town, Orange County.....	1,284	45.5	62	182	42	43	139	159	248	114	102
Underhill town, Chittenden County.....	3,016	43.5	145	580	62	103	228	461	647	255	231
Vergennes city, Addison County.....	2,588	36.9	148	434	199	171	288	302	406	176	143
Vernon town, Windham County.....	2,206	45.3	109	392	65	77	176	274	381	169	170
Vershire town, Orange County.....	730	41.3	57	92	25	34	70	142	124	59	54
Victory town, Essex County.....	62	58.0	1	10	1	1	1	4	8	6	13
Waitsfield CDP, Washington County.....	164	45.0	6	27	0	5	19	25	31	15	13
Waitsfield town, Washington County.....	1,719	45.9	68	294	38	44	162	233	332	145	141
Walden town, Caledonia County.....	935	41.6	41	181	27	32	89	139	170	79	57
Wallingford CDP, Rutland County.....	830	47.8	49	116	25	21	60	98	161	69	64
Wallingford town, Rutland County.....	2,079	47.5	92	299	58	68	160	268	394	185	179
Waltham town, Addison County.....	486	48.6	22	73	14	17	29	67	79	59	36
Wardsboro town, Windham County.....	900	45.2	47	147	28	22	84	119	190	80	54
Warner's grant, Essex County.....	0	0.0	0	0	0	0	0	0	0	0	0
Warren town, Washington County.....	1,705	45.2	92	288	29	57	153	226	322	153	134
Warren's gore, Essex County.....	4	61.0	0	0	0	0	0	0	2	0	0
Washington town, Orange County.....	1,039	45.5	49	141	30	43	114	132	221	99	84
Waterbury village, Washington County.....	1,763	39.0	92	256	39	83	296	294	263	101	104
Waterbury town, Washington County.....	5,064	41.9	276	828	105	169	592	826	871	417	367
Waterford town, Caledonia County.....	1,280	45.8	45	255	31	24	86	176	222	130	94
Waterville town, Lamoille County.....	673	41.9	32	124	17	19	76	96	113	66	45
Weathersfield town, Windsor County.....	2,825	49.0	108	376	72	81	243	346	491	268	252
Websterville CDP, Washington County.....	550	40.6	28	90	14	28	67	89	79	38	28
Wells CDP, Rutland County.....	397	52.3	17	45	7	16	24	54	60	31	44
Wells town, Rutland County.....	1,150	49.1	46	150	26	47	92	139	206	92	110
Wells River village, Orange County.....	399	41.1	30	52	16	16	65	45	56	19	24
West Brattleboro CDP, Windham County.....	2,740	44.9	149	432	100	129	257	308	458	235	198
West Burke village, Caledonia County.....	343	39.5	25	56	15	11	49	39	55	23	21
West Fairlee town, Orange County.....	652	41.8	34	113	20	23	65	100	101	65	46
Westfield town, Orleans County.....	536	49.4	22	83	14	10	48	60	73	69	53
Westford town, Chittenden County.....	2,029	41.5	116	384	57	65	182	358	392	178	117
West Haven town, Rutland County.....	264	50.9	15	29	3	10	29	26	44	22	36
Westminster village, Windham County.....	291	49.9	16	28	8	11	42	22	52	32	26
Westminster town, Windham County.....	3,178	45.7	148	540	96	106	294	367	651	301	234
Westmore town, Orleans County.....	350	53.1	12	38	5	8	34	33	57	37	45
Weston town, Windsor County.....	566	55.7	12	66	13	12	36	41	95	50	52
West Rutland town, Rutland County.....	2,326	42.6	128	370	71	106	274	299	387	176	146
West Rutland CDP, Rutland County.....	2,024	42.1	116	310	59	96	259	257	331	146	127
West Windsor town, Windsor County.....	1,099	49.8	35	165	19	17	72	131	215	124	100
Weybridge town, Addison County.....	833	46.6	21	167	13	29	53	109	152	86	63
Wheelock town, Caledonia County.....	811	43.5	54	154	19	27	69	98	140	65	60
White River Junction CDP, Windsor County.....	2,286	40.0	137	350	69	104	334	319	335	178	133

Table 2.
Age and Sex: 2010—Con.

[For information on confidentiality protection, nonsampling error, and definitions, see Selected Appendixes at <www.census.gov/prod/cen2010/cph-1-a.pdf>]

Age—Con			Age and sex						Percent of total population		State County Place and County Subdivision
65 to 74 years	75 to 84 years	85 years and over	All ages		18 years and over		65 years and over		Under 18 years	65 years and over	
			Female	Males per 100 females	Total	Female	Total	Female			
PLACE AND COUNTY SUBDIVISION—Con.											
602	498	360	3,778	89.1	5,451	2,953	1,460	870	23.7	20.4	Shelburne town, Chittenden County
153	71	12	1,072	104.3	1,633	790	236	121	25.4	10.8	Sheldon town, Franklin County
115	53	19	628	101.4	998	491	187	95	21.1	14.8	Shoreham town, Addison County
124	64	13	516	104.7	885	431	201	97	16.2	19.0	Shrewsbury town, Rutland County
1	0	0	1	200.0	3	1	1	1	0.0	33.3	Somerset town, Windham County
125	81	26	659	85.0	969	519	232	134	20.5	19.0	South Barre CDP, Washington County
1,294	962	631	9,457	89.3	14,522	7,782	2,887	1,823	18.9	16.1	South Burlington city, Chittenden County
136	77	25	831	96.3	1,306	673	238	112	19.9	14.6	South Hero town, Grand Isle County
29	30	14	370	87.6	631	345	73	51	9.1	10.5	South Royalton CDP, Windsor County
57	63	11	354	92.9	540	285	131	70	20.9	19.2	South Shattsbury CDP, Bennington County
284	196	131	2,112	88.4	3,026	1,636	611	368	24.0	15.4	Springfield CDP, Windsor County
849	496	321	4,708	99.1	7,436	3,734	1,666	943	20.7	17.8	Springfield town, Windsor County
79	51	8	401	105.5	653	325	138	70	20.8	16.7	Stamford town, Bennington County
13	8	2	109	98.2	161	80	23	11	25.5	10.6	Stannard town, Caledonia County
77	35	21	865	105.4	1,354	665	133	66	23.8	7.5	Starksboro town, Addison County
80	37	11	367	100.5	587	292	128	63	20.2	17.4	Stockbridge town, Windsor County
43	64	34	252	96.4	441	231	141	91	10.9	28.5	Stowe CDP, Lamoille County
395	253	90	2,118	103.7	3,423	1,697	738	379	20.7	17.1	Stowe town, Lamoille County
103	49	13	565	94.3	855	439	165	79	22.1	15.0	Stratford town, Orange County
29	11	5	104	107.7	178	89	45	22	17.6	20.8	Stratton town, Windham County
84	18	11	280	100.0	450	229	113	55	19.6	20.2	Sudbury town, Rutland County
104	65	12	488	95.9	753	383	181	92	21.2	18.9	Sunderland town, Bennington County
78	53	13	478	115.3	801	377	144	64	22.2	14.0	Sutton town, Caledonia County
188	150	64	1,225	94.8	1,810	946	402	234	24.1	16.8	Swanton village, Franklin County
481	272	109	3,210	100.2	4,882	2,480	862	458	24.0	13.4	Swanton town, Franklin County
201	103	30	1,345	92.4	2,038	1,069	334	182	21.3	12.9	Thetford town, Orange County
59	20	11	310	97.7	485	243	90	45	20.9	14.7	Tinmouth town, Rutland County
109	38	17	570	105.8	806	444	164	81	22.8	14.0	Topsham town, Orange County
118	79	44	626	96.8	994	513	241	135	19.3	19.6	Townshend town, Windham County
19	17	10	118	105.9	196	98	46	29	19.3	18.9	Troy CDP, Orleans County
139	85	30	839	98.1	1,283	642	254	141	22.8	15.3	Troy town, Orleans County
105	66	22	648	98.1	1,040	526	193	105	19.0	15.0	Tunbridge town, Orange County
222	57	25	1,529	97.3	2,291	1,172	304	151	24.0	10.1	Underhill town, Chittenden County
183	86	52	1,323	95.6	2,006	1,052	321	196	22.5	12.4	Vergennes city, Addison County
176	104	113	1,112	98.4	1,705	877	393	228	22.7	17.8	Vernon town, Windham County
50	15	8	358	103.9	581	290	73	40	20.4	10.0	Vershire town, Orange County
10	6	1	24	158.3	51	22	17	8	17.7	27.4	Victory town, Essex County
11	7	5	91	80.2	131	71	23	14	20.1	14.0	Waitsfield CDP, Washington County
161	81	20	885	94.2	1,357	700	262	147	21.1	15.2	Waitsfield town, Washington County
76	28	16	460	103.3	713	354	120	60	23.7	12.8	Walden town, Caledonia County
103	43	21	434	91.2	665	351	167	97	19.9	20.1	Wallingford CDP, Rutland County
228	113	35	1,045	98.9	1,688	858	376	199	18.8	18.1	Wallingford town, Rutland County
52	32	6	246	97.6	391	198	90	41	19.5	18.5	Waltham town, Addison County
85	31	13	433	107.9	706	339	129	61	21.6	14.3	Wardsboro town, Windham County
0	0	0	0	(X)	0	0	0	0	(X)	(X)	Warner's grant, Essex County
164	77	10	828	105.9	1,325	637	251	107	22.3	14.7	Warren town, Washington County
2	0	0	2	100.0	4	2	2	0	0.0	50.0	Warren's gore, Essex County
84	34	8	506	105.3	849	415	126	59	18.3	12.1	Washington town, Orange County
132	62	41	915	92.7	1,415	743	235	143	19.7	13.3	Waterbury village, Washington County
367	174	72	2,537	99.6	3,960	2,010	613	337	21.8	12.1	Waterbury town, Washington County
121	76	20	643	99.1	980	502	217	120	23.4	17.0	Waterford town, Caledonia County
49	23	13	328	105.2	517	261	85	42	23.2	12.6	Waterville town, Lamoille County
353	168	67	1,384	104.1	2,341	1,155	588	293	17.1	20.8	Weathersfield town, Windsor County
46	36	7	281	95.7	432	217	89	49	21.5	16.2	Websterville CDP, Washington County
62	29	8	201	97.5	335	175	99	56	15.6	24.9	Wells CDP, Rutland County
149	74	19	549	109.5	954	464	242	122	17.0	21.0	Wells town, Rutland County
35	26	15	213	87.3	317	169	76	47	20.6	19.0	Wells River village, Orange County
270	152	52	1,476	85.6	2,159	1,222	474	283	21.2	17.3	West Brattleboro CDP, Windham County
23	19	7	188	82.4	262	145	49	28	23.6	14.3	West Burke village, Caledonia County
62	16	7	325	100.6	505	255	85	41	22.5	13.0	West Fairlee town, Orange County
60	37	7	274	95.6	431	219	104	55	19.6	19.4	Westfield town, Orleans County
117	54	9	1,023	98.3	1,529	770	180	94	24.6	8.9	Westford town, Chittenden County
37	10	3	130	103.1	220	106	50	21	16.7	18.9	West Haven town, Rutland County
24	22	8	153	90.2	247	130	54	29	15.1	18.6	Westminster village, Windham County
267	131	43	1,592	99.6	2,490	1,274	441	238	21.6	13.9	Westminster town, Windham County
53	19	9	172	103.5	300	144	81	45	14.3	23.1	Westmore town, Orleans County
126	52	11	271	108.9	488	239	189	94	13.8	33.4	Weston town, Windsor County
200	131	38	1,170	98.8	1,828	927	369	208	21.4	15.9	West Rutland town, Rutland County
173	113	37	1,028	96.9	1,598	816	323	187	21.0	16.0	West Rutland CDP, Rutland County
142	61	18	570	92.8	899	461	221	116	18.2	20.1	West Windsor town, Windsor County
82	44	14	419	98.8	645	324	140	74	22.6	16.8	Weybridge town, Addison County
86	28	11	399	103.3	603	296	125	53	25.6	15.4	Wheelock town, Caledonia County
181	105	41	1,198	90.8	1,799	961	327	197	21.3	14.3	White River Junction CDP, Windsor County

Table 2.

Age and Sex: 2010—Con.

[For information on confidentiality protection, nonsampling error, and definitions, see Selected Appendixes at <www.census.gov/prod/cen2010/cph-1-a.pdf>]

State County Place and County Subdivision	Total population	Median age	Age								
			Under 5 years	5 to 17 years	18 to 20 years	21 to 24 years	25 to 34 years	35 to 44 years	45 to 54 years	55 to 59 years	60 to 64 years
PLACE AND COUNTY SUBDIVISION—Con.											
Whiting town, Addison County.....	419	41.5	32	63	19	23	45	46	87	25	28
Whitingham town, Windham County.....	1,357	45.2	80	223	32	49	133	158	239	132	93
Wilder CDP, Windsor County.....	1,690	40.6	112	293	46	67	196	226	277	129	109
Williamstown CDP, Orange County.....	1,162	41.4	66	198	36	52	140	156	173	82	60
Williamstown town, Orange County.....	3,389	42.4	169	575	109	124	392	477	580	263	216
Williston town, Chittenden County.....	8,698	44.1	439	1,695	194	232	750	1,186	1,634	677	527
Wilmington CDP, Windham County.....	463	42.1	27	71	14	26	67	47	78	34	20
Wilmington town, Windham County.....	1,876	45.2	88	268	44	92	205	236	331	144	149
Windham town, Windham County.....	419	49.8	26	53	8	12	39	36	78	54	41
Windsor town, Windsor County.....	3,553	42.9	216	498	114	143	472	425	536	274	235
Windsor CDP, Windsor County.....	2,066	40.3	141	321	72	78	295	236	300	176	113
Winhall town, Bennington County.....	769	49.8	28	121	16	19	55	92	126	64	76
Winooski city, Chittenden County.....	7,267	31.3	454	851	398	801	1,592	873	888	354	277
Wolcott town, Lamoille County.....	1,676	38.4	123	337	42	55	191	283	267	101	104
Woodbury town, Washington County.....	906	45.5	45	120	17	34	97	133	149	101	105
Woodford town, Bennington County.....	424	47.1	23	55	15	12	56	42	75	54	28
Woodstock village, Windsor County.....	900	53.6	33	120	22	14	68	89	124	63	73
Woodstock town, Windsor County.....	3,048	51.9	103	455	65	71	232	277	512	290	310
Worcester CDP, Washington County.....	112	40.3	10	16	5	9	6	19	16	11	5
Worcester town, Washington County.....	998	43.2	53	166	28	33	95	154	174	87	82

Table 2.

Age and Sex: 2010—Con.

[For information on confidentiality protection, nonsampling error, and definitions, see Selected Appendixes at <www.census.gov/prod/cen2010/cph-1-a.pdf>]

Age—Con			Age and sex						Percent of total population		State County Place and County Subdivision
65 to 74 years	75 to 84 years	85 years and over	All ages		18 years and over		65 years and over		Under 18 years	65 years and over	
			Female	Males per 100 females	Total	Female	Total	Female			
											PLACE AND COUNTY SUBDIVISION—Con.
29	16	6	214	95.8	324	164	51	25	22.7	12.2	Whiting town, Addison County
128	70	20	667	103.4	1,054	526	218	104	22.3	16.1	Whitingham town, Windham County
124	77	34	872	93.8	1,285	694	235	143	24.0	13.9	Wilder CDP, Windsor County
82	65	52	614	89.3	898	481	199	123	22.7	17.1	Williamstown CDP, Orange County
273	137	74	1,707	98.5	2,645	1,346	484	273	22.0	14.3	Williamstown town, Orange County
706	508	150	4,535	91.8	6,564	3,532	1,364	828	24.5	15.7	Williston town, Chittenden County
34	37	8	240	92.9	365	190	79	42	21.2	17.1	Wilmington CDP, Windham County
184	116	19	925	102.8	1,520	754	319	157	19.0	17.0	Wilmington town, Windham County
42	21	9	200	109.5	340	165	72	36	18.9	17.2	Windham town, Windham County
253	213	174	1,848	92.3	2,839	1,466	640	389	20.1	18.0	Windsor town, Windsor County
144	101	89	1,123	84.0	1,604	875	334	213	22.4	16.2	Windsor CDP, Windsor County
100	58	14	378	103.4	620	301	172	80	19.4	22.4	Winhall town, Bennington County
373	284	122	3,708	96.0	5,962	3,090	779	500	18.0	10.7	Winooski city, Chittenden County
124	41	8	814	105.9	1,216	591	173	78	27.4	10.3	Wolcott town, Lamoille County
74	25	6	440	105.9	741	357	105	54	18.2	11.6	Woodbury town, Washington County
32	26	6	213	99.1	346	170	64	38	18.4	15.1	Woodford town, Bennington County
123	78	93	492	82.9	747	417	294	181	17.0	32.7	Woodstock village, Windsor County
391	197	145	1,621	88.0	2,490	1,338	733	414	18.3	24.0	Woodstock town, Windsor County
7	3	5	60	86.7	86	49	15	9	23.2	13.4	Worcester CDP, Washington County
95	20	11	497	100.8	779	396	126	64	21.9	12.6	Worcester town, Washington County

Table 3.

Race and Hispanic or Latino Origin: 2010

[For information on confidentiality protection, nonsampling error, and definitions, see Selected Appendixes at <www.census.gov/prod/cen2010/cph-1-a.pdf>]

State County County Subdivision Place	Total population	Race							Hispanic or Latino (of any race)
		One race							
		White	Black or African American	American Indian and Alaska Native	Asian	Native Hawaiian and Other Pacific Islander	Some Other Race	Two or More Races	
Vermont.....	625,741	596,292	6,277	2,207	7,947	160	2,105	10,753	9,208
Addison County.....	36,821	35,078	283	88	532	6	202	632	685
Addison town.....	1,371	1,342	1	0	6	0	9	13	34
Bridport town.....	1,218	1,179	3	2	7	0	18	9	39
Bristol town.....	3,894	3,764	9	3	28	0	24	66	47
Bristol CDP.....	2,030	1,945	7	2	15	0	22	39	28
Cornwall town.....	1,185	1,159	4	1	5	0	4	12	13
Ferrisburgh town.....	2,775	2,670	17	10	25	3	9	41	48
Goshen town.....	164	162	1	1	0	0	0	0	3
Granville town.....	298	287	0	3	2	0	1	5	4
Hancock town.....	323	302	2	4	2	0	0	13	3
Leicester town.....	1,100	1,070	6	6	2	0	0	16	10
Lincoln town.....	1,271	1,244	6	5	2	0	1	13	5
Middlebury town.....	8,496	7,676	114	15	367	1	66	257	258
East Middlebury CDP.....	425	413	1	0	2	0	4	5	9
Middlebury CDP.....	6,588	5,825	111	10	342	1	62	237	235
Monkton town.....	1,980	1,928	9	2	11	0	7	23	25
New Haven town.....	1,727	1,687	5	1	4	1	12	17	22
Orwell town.....	1,250	1,221	3	6	8	0	4	8	6
Panton town.....	677	662	1	3	4	0	0	7	7
Ripton town.....	588	567	0	2	4	0	1	14	7
Salisbury town.....	1,136	1,114	0	4	7	0	4	7	10
Shoreham town.....	1,265	1,226	8	3	4	0	16	8	31
Starksboro town.....	1,777	1,731	2	1	14	0	4	25	10
Vergennes city.....	2,588	2,402	78	7	23	0	18	60	67
Waltham town.....	486	476	2	6	2	0	0	0	5
Weybridge town.....	833	806	9	2	4	1	0	11	13
Whiting town.....	419	403	3	1	1	0	4	7	8
Bennington County.....	37,125	35,858	308	94	269	16	113	467	525
Arlington town.....	2,317	2,251	8	5	16	1	2	34	18
Arlington CDP (part).....	1,072	1,036	7	3	11	0	1	14	13
Bennington town.....	15,764	15,113	187	52	130	13	67	202	274
Bennington CDP.....	9,074	8,727	93	41	53	6	35	119	154
North Bennington village.....	1,643	1,531	38	4	20	0	12	38	33
Old Bennington village.....	139	136	0	0	1	0	2	0	3
Dorset town.....	2,031	1,994	9	2	5	0	2	19	21
Dorset CDP.....	249	249	0	0	0	0	0	0	3
Glastenbury town.....	8	8	0	0	0	0	0	0	0
Landgrove town.....	158	156	0	0	0	0	0	2	1
Manchester town.....	4,391	4,229	61	9	51	0	8	33	67
Manchester village.....	749	710	1	0	30	0	2	6	11
Manchester Center CDP.....	2,120	2,033	46	9	15	0	4	13	36
Peru town.....	375	356	0	0	3	0	1	15	5
Pownal town.....	3,527	3,452	12	16	10	0	8	29	34
Readsboro town.....	763	757	2	0	1	0	0	3	5
Readsboro CDP.....	321	317	2	0	0	0	0	2	0
Rupert town.....	714	692	2	3	1	0	4	12	11
Sandgate town.....	405	381	3	0	11	0	2	8	10
Searsburg town.....	109	106	0	0	1	0	0	2	1
Shaftsbury town.....	3,590	3,478	13	3	22	1	15	58	41
South Shaftsbury CDP.....	683	665	3	0	3	1	0	11	2
Stamford town.....	824	806	1	1	0	1	1	14	9
Sunderland town.....	956	926	2	0	3	0	2	23	19
Arlington CDP (part).....	141	134	1	0	1	0	1	4	7
Winhall town.....	769	740	8	3	9	0	0	9	4
Woodford town.....	424	413	0	0	6	0	1	4	5
Caledonia County.....	31,227	30,138	167	138	251	1	92	440	331
Barnet town.....	1,708	1,652	15	11	5	0	2	23	12
Barnet CDP.....	129	127	0	0	0	0	0	2	0
Burke town.....	1,753	1,710	2	11	5	0	5	20	29
East Burke CDP.....	132	130	0	1	1	0	0	0	0
West Burke village.....	343	337	1	0	0	0	0	5	5
Danville town.....	2,196	2,147	6	1	10	0	6	26	10
Danville CDP.....	383	373	2	0	2	0	1	5	3
Groton town.....	1,022	998	1	1	1	0	5	16	11
Groton CDP.....	437	430	0	0	1	0	0	6	1
Hardwick town.....	3,010	2,894	18	17	10	0	1	70	11
Hardwick CDP.....	1,345	1,285	8	8	8	0	0	36	3
Kirby town.....	493	481	1	1	1	0	0	9	5
Lyndon town.....	5,981	5,711	35	21	116	0	19	79	76
Lyndonville village.....	1,207	1,150	9	4	16	0	6	22	25
Newark town.....	581	570	0	2	0	0	0	9	0
Peacham town.....	732	717	3	4	0	0	1	7	3
Ryegate town.....	1,174	1,143	6	3	2	1	3	16	8
St. Johnsbury town.....	7,603	7,271	59	51	89	0	28	105	114
St. Johnsbury CDP.....	6,193	5,905	56	41	81	0	26	84	109
Sheffield town.....	703	692	1	2	0	0	0	8	1
Stannard town.....	216	209	5	0	1	0	0	1	5
Sutton town.....	1,029	996	1	2	0	0	6	24	17

Table 3.

Race and Hispanic or Latino Origin: 2010—Con.

[For information on confidentiality protection, nonsampling error, and definitions, see Selected Appendixes at <www.census.gov/prod/cen2010/cph-1-a.pdf>]

Not Hispanic or Latino									State County County Subdivision Place
Total	One race						Two or More Races		
	White	Black or African American	American Indian and Alaska Native	Asian	Native Hawaiian and Other Pacific Islander	Some Other Race			
616,533	590,223	5,943	2,023	7,875	140	537	9,792	Vermont	
36,136	34,660	269	75	524	5	35	568	Addison County	
1,337	1,317	1	0	6	0	0	13	Addison town	
1,179	1,157	3	2	7	0	2	8	Bridport town	
3,847	3,743	9	3	28	0	6	58	Bristol town	
2,002	1,940	7	2	15	0	6	32	Bristol CDP	
1,172	1,150	4	1	5	0	0	12	Cornwall town	
2,727	2,645	17	4	19	3	0	39	Ferrisburgh town	
161	159	1	1	0	0	0	0	Goshen town	
294	284	0	3	2	0	0	5	Granville town	
320	300	2	4	2	0	0	12	Hancock town	
1,090	1,064	6	6	2	0	0	12	Leicester town	
1,266	1,239	6	5	2	0	1	13	Lincoln town	
8,238	7,509	106	13	365	0	13	232	Middlebury town	
416	408	1	0	2	0	0	5	East Middlebury CDP	
6,353	5,677	103	8	340	0	13	212	Middlebury CDP	
1,955	1,916	9	1	11	0	3	15	Monkton town	
1,705	1,677	5	1	4	1	2	15	New Haven town	
1,244	1,217	3	6	8	0	2	8	Orwell town	
660	645	1	3	4	0	0	7	Panton town	
581	564	0	1	4	0	0	12	Ripton town	
1,126	1,107	0	4	7	0	1	7	Salisbury town	
1,234	1,211	8	3	4	0	0	8	Shoreham town	
1,767	1,723	2	1	14	0	4	23	Starksboro town	
2,521	2,365	74	7	23	0	1	51	Vergennes city	
481	474	2	3	2	0	0	0	Waltham town	
820	795	7	2	4	1	0	11	Weybridge town	
411	399	3	1	1	0	0	7	Whiting town	
36,600	35,517	291	71	264	13	20	424	Bennington County	
2,299	2,237	8	3	16	1	0	34	Arlington town	
1,059	1,025	7	2	11	0	0	14	Arlington CDP (part)	
15,490	14,943	173	46	127	11	13	177	Bennington town	
8,920	8,631	88	36	51	4	7	103	Bennington CDP	
1,610	1,512	37	4	20	0	2	35	North Bennington village	
136	133	0	0	1	0	2	0	Old Bennington village	
2,010	1,980	8	1	5	0	0	16	Dorset town	
246	246	0	0	0	0	0	0	Dorset CDP	
8	8	0	0	0	0	0	0	Glastenbury town	
157	155	0	0	0	0	0	2	Landgrove town	
4,324	4,177	60	4	51	0	2	30	Manchester town	
738	704	1	0	30	0	0	3	Manchester village	
2,084	2,005	45	4	15	0	2	13	Manchester Center CDP	
370	352	0	0	3	0	0	15	Peru town	
3,493	3,433	11	8	10	0	3	28	Pownal town	
758	752	2	0	1	0	0	3	Readsboro town	
321	317	2	0	0	0	0	2	Readsboro CDP	
703	687	2	3	1	0	0	10	Rupert town	
395	376	3	0	11	0	2	3	Sandgate town	
108	105	0	0	1	0	0	2	Searsburg town	
3,549	3,457	13	2	21	0	0	56	Shaftsbury town	
681	665	3	0	2	0	0	11	South Shaftsbury CDP	
815	799	1	1	0	1	0	13	Stamford town	
937	909	2	0	3	0	0	23	Sunderland town	
134	128	1	0	1	0	0	4	Arlington CDP (part)	
765	736	8	3	9	0	0	9	Winhall town	
419	411	0	0	5	0	0	3	Woodford town	
30,896	29,909	150	127	251	1	39	419	Caledonia County	
1,696	1,647	13	11	5	0	2	18	Barnet town	
129	127	0	0	0	0	0	2	Barnet CDP	
1,724	1,690	1	9	5	0	2	17	Burke town	
132	130	0	1	1	0	0	0	East Burke CDP	
338	332	1	0	0	0	0	5	West Burke village	
2,186	2,141	6	1	10	0	2	26	Danville town	
380	371	2	0	2	0	0	5	Danville CDP	
1,011	990	0	0	1	0	5	15	Groton town	
436	430	0	0	1	0	0	5	Groton CDP	
2,999	2,884	18	17	10	0	1	69	Hardwick town	
1,342	1,282	8	8	8	0	0	36	Hardwick CDP	
488	477	0	1	1	0	0	9	Kirby town	
5,905	5,655	35	20	116	0	6	73	Lyndon town	
1,182	1,134	9	4	16	0	0	19	Lyndonville village	
581	570	0	2	0	0	0	9	Newark town	
729	714	3	4	0	0	1	7	Peacham town	
1,166	1,140	4	2	2	1	1	16	Ryegate town	
7,489	7,187	54	47	89	0	8	104	St. Johnsbury town	
6,084	5,824	51	37	81	0	8	83	St. Johnsbury CDP	
702	692	0	2	0	0	0	8	Sheffield town	
211	204	5	0	1	0	0	1	Stannard town	
1,012	991	0	0	0	0	0	21	Sutton town	

Table 3.

Race and Hispanic or Latino Origin: 2010—Con.

[For information on confidentiality protection, nonsampling error, and definitions, see Selected Appendixes at <www.census.gov/prod/cen2010/cph-1-a.pdf>]

State County County Subdivision Place	Total population	Race							Two or More Races	Hispanic or Latino (of any race)
		One race								
		White	Black or African American	American Indian and Alaska Native	Asian	Native Hawaiian and Other Pacific Islander	Some Other Race			
Caledonia County—Con.										
Walden town.....	935	907	5	4	5	0	3	11	13	
Waterford town.....	1,280	1,259	9	2	4	0	2	4	12	
Wheelock town.....	811	781	0	5	2	0	11	12	4	
Chittenden County.....										
Bolton town.....	1,182	1,147	5	5	4	1	3	17	11	
Buels gore.....	30	27	0	0	0	0	0	3	3	
Burlington city.....	42,417	37,727	1,653	131	1,510	21	273	1,102	1,144	
Charlotte town.....	3,754	3,658	18	5	32	3	8	30	71	
Colchester town.....	17,067	16,148	210	48	359	6	50	246	270	
Essex town.....	19,587	18,174	290	52	631	2	84	354	335	
Essex Junction village.....	9,271	8,486	155	37	362	1	50	180	187	
Hinesburg town.....	4,396	4,231	17	13	32	5	10	88	58	
Hinesburg CDP.....	658	629	3	2	3	4	2	15	18	
Huntington town.....	1,938	1,875	11	3	16	0	0	33	12	
Jericho town.....	5,009	4,877	32	9	29	0	15	47	72	
Jericho village.....	1,329	1,277	13	4	4	0	7	24	25	
Milton town.....	10,352	10,029	68	33	57	2	8	155	68	
Milton CDP.....	1,861	1,810	24	5	2	0	2	18	13	
Richmond town.....	4,081	3,960	13	5	23	0	6	74	38	
Richmond CDP.....	723	697	2	1	3	0	3	17	12	
St. George town.....	674	657	2	8	0	0	0	7	3	
Shelburne town.....	7,144	6,896	48	13	95	1	15	76	105	
Shelburne CDP.....	592	568	4	2	7	0	0	11	10	
South Burlington city.....	17,904	16,116	348	35	969	6	65	365	336	
Underhill town.....	3,016	2,937	12	5	18	0	0	44	24	
Westford town.....	2,029	1,973	7	8	7	0	4	30	17	
Williston town.....	8,698	8,314	87	16	170	0	17	94	127	
Winooski city.....	7,267	6,006	498	25	447	1	47	243	162	
Essex County.....										
Averill town.....	24	24	0	0	0	0	0	0	0	
Avery's gore.....	0	0	0	0	0	0	0	0	0	
Bloomfield town.....	221	218	1	0	0	0	0	2	0	
Brighton town.....	1,222	1,185	5	11	4	0	1	16	11	
Island Pond CDP.....	821	789	4	9	4	0	1	14	4	
Brunswick town.....	112	109	0	0	0	0	0	3	0	
Canaan town.....	972	948	1	5	6	0	1	11	10	
Beecher Falls CDP.....	177	170	1	1	3	0	0	2	7	
Canaan CDP.....	392	387	0	0	2	0	1	2	3	
Concord town.....	1,235	1,191	3	8	6	0	0	27	13	
Concord CDP.....	271	265	0	2	1	0	0	3	6	
East Haven town.....	290	282	3	2	0	0	0	3	3	
Ferdinand town.....	32	31	0	0	0	0	0	1	0	
Granby town.....	88	84	1	0	0	0	0	3	0	
Guildhall town.....	261	259	0	0	1	0	0	1	3	
Lemington town.....	104	98	0	0	1	0	5	0	6	
Lewis town.....	0	0	0	0	0	0	0	0	0	
Lunenburg town.....	1,302	1,274	4	8	3	0	2	11	12	
Maidstone town.....	208	205	0	2	1	0	0	0	0	
Norton town.....	169	167	0	0	0	0	0	2	1	
Victory town.....	62	59	0	0	0	0	0	3	0	
Warner's grant.....	0	0	0	0	0	0	0	0	0	
Warren's gore.....	4	4	0	0	0	0	0	0	0	
Franklin County.....										
Bakersfield town.....	1,322	1,285	3	4	3	2	3	22	17	
Berkshire town.....	1,692	1,631	4	11	4	0	7	35	19	
Enosburg town.....	2,781	2,670	12	29	12	0	9	49	36	
Enosburg Falls village.....	1,329	1,294	4	8	1	0	1	21	8	
Fairfax town.....	4,285	4,189	16	16	22	1	6	35	57	
Fairfield town.....	1,891	1,828	6	12	4	0	8	33	36	
Fletcher town.....	1,277	1,240	5	1	8	0	2	21	13	
Franklin town.....	1,405	1,371	2	12	1	1	3	15	10	
Georgia town.....	4,515	4,410	12	14	28	2	7	42	44	
Highgate town.....	3,535	3,293	6	97	12	1	6	120	15	
Montgomery town.....	1,201	1,160	1	6	2	0	1	31	24	
Richford town.....	2,308	2,196	12	21	8	1	2	68	16	
Richford CDP.....	1,361	1,283	10	13	6	0	2	47	14	
St. Albans city.....	6,918	6,518	55	67	64	6	22	186	123	
St. Albans town.....	5,999	5,751	49	41	27	0	16	115	75	
Sheldon town.....	2,190	2,105	11	11	5	0	10	48	23	
Swanton town.....	6,427	6,001	19	158	31	0	23	195	63	
Swanton village.....	2,386	2,207	6	68	13	0	8	84	18	
Grand Isle County.....										
Alburg town.....	1,998	1,851	3	34	3	0	5	102	22	
Alburg village.....	497	436	2	14	0	0	0	45	9	
Grand Isle town.....	2,067	2,007	13	12	5	0	5	25	23	
Isle La Motte town.....	471	436	4	4	2	1	3	21	4	
North Hero town.....	803	774	0	6	2	2	3	16	13	

Table 3.

Race and Hispanic or Latino Origin: 2010—Con.

[For information on confidentiality protection, nonsampling error, and definitions, see Selected Appendixes at <www.census.gov/prod/cen2010/cph-1-a.pdf>]

Not Hispanic or Latino									State County County Subdivision Place
Total	One race						Two or More Races		
	White	Black or African American	American Indian and Alaska Native	Asian	Native Hawaiian and Other Pacific Islander	Some Other Race			
922	899	3	4	5	0	1	10	Caledonia County—Con.	
1,268	1,250	8	2	4	0	0	4	Walden town	
807	778	0	5	2	0	10	12	Waterford town	
								Wheelock town	
153,689	142,848	3,172	372	4,368	41	172	2,716	Chittenden County	
1,171	1,139	5	5	4	1	0	17	Bolton town	
27	24	0	0	0	0	0	3	Buels gore	
41,273	37,027	1,575	111	1,498	20	73	969	Burlington city	
3,683	3,600	16	3	29	3	5	27	Charlotte town	
16,797	15,960	200	42	358	5	5	227	Colchester town	
19,252	17,947	277	47	626	2	28	325	Essex town	
9,084	8,371	144	33	357	1	15	163	Essex Junction village	
4,338	4,191	15	10	32	1	6	83	Hinesburg town	
640	618	1	2	3	0	1	15	Hinesburg CDP	
1,926	1,867	11	2	16	0	0	30	Huntington town	
4,937	4,823	30	9	29	0	3	43	Jericho town	
1,304	1,258	12	4	4	0	3	23	Jericho village	
10,284	9,976	68	31	57	2	2	148	Milton town	
1,848	1,799	24	5	2	0	0	18	Milton CDP	
4,043	3,937	11	4	22	0	0	69	Richmond town	
711	689	2	1	3	0	0	16	Richmond CDP	
671	654	2	8	0	0	0	7	St. George town	
7,039	6,817	48	13	95	0	6	60	Shelburne town	
582	558	4	2	7	0	0	11	Shelburne CDP	
17,568	15,876	337	34	961	6	17	337	South Burlington city	
2,992	2,914	12	5	18	0	0	43	Underhill town	
2,012	1,961	5	7	7	0	2	30	Westford town	
8,571	8,212	84	16	170	0	9	80	Williston town	
7,105	5,923	476	25	446	1	16	218	Winooski city	
6,247	6,094	16	36	22	0	1	78	Essex County	
24	24	0	0	0	0	0	0	Averill town	
0	0	0	0	0	0	0	0	Avery's gore	
221	218	1	0	0	0	0	2	Bloomfield town	
1,211	1,177	5	11	4	0	1	13	Brighton town	
817	788	4	9	4	0	1	11	Island Pond CDP	
112	109	0	0	0	0	0	3	Brunswick town	
962	939	1	5	6	0	0	11	Canaan town	
170	163	1	1	3	0	0	2	Beecher Falls CDP	
389	385	0	0	2	0	0	2	Canaan CDP	
1,222	1,180	1	8	6	0	0	27	Concord town	
265	259	0	2	1	0	0	3	Concord CDP	
287	279	3	2	0	0	0	3	East Haven town	
32	31	0	0	0	0	0	1	Ferdinand town	
88	84	1	0	0	0	0	3	Granby town	
258	256	0	0	1	0	0	1	Guildhall town	
98	97	0	0	1	0	0	0	Lemington town	
0	0	0	0	0	0	0	0	Lewis town	
1,290	1,265	4	8	3	0	0	10	Lunenburg town	
208	205	0	2	1	0	0	0	Maidstone town	
168	167	0	0	0	0	0	1	Norton town	
62	59	0	0	0	0	0	3	Victory town	
0	0	0	0	0	0	0	0	Warner's grant	
4	4	0	0	0	0	0	0	Warren's gore	
47,175	45,290	200	487	223	11	12	952	Franklin County	
1,305	1,280	2	3	3	2	0	15	Bakersfield town	
1,673	1,619	4	11	4	0	0	35	Berkshire town	
2,745	2,655	11	28	5	0	0	46	Enosburg town	
1,321	1,289	3	8	1	0	0	20	Enosburg Falls village	
4,228	4,145	15	13	22	1	0	32	Fairfax town	
1,855	1,810	4	11	4	0	0	26	Fairfield town	
1,264	1,229	5	1	8	0	0	21	Fletcher town	
1,395	1,365	2	12	0	1	0	15	Franklin town	
4,471	4,379	9	13	28	2	2	38	Georgia town	
3,520	3,289	6	96	12	1	0	116	Highgate town	
1,177	1,138	1	6	2	0	0	30	Montgomery town	
2,292	2,183	12	20	8	1	0	68	Richford town	
1,347	1,271	10	13	6	0	0	47	Richford CDP	
6,795	6,430	52	67	64	3	6	173	St. Albans city	
5,924	5,701	47	40	27	0	4	105	St. Albans town	
2,167	2,096	11	11	5	0	0	44	Sheldon town	
6,364	5,971	19	155	31	0	0	188	Swanton town	
2,368	2,198	6	68	13	0	0	83	Swanton village	
6,890	6,600	23	64	21	4	3	175	Grand Isle County	
1,976	1,841	3	33	3	0	0	96	Alburg town	
488	433	2	13	0	0	0	40	Alburg village	
2,044	1,997	11	12	5	0	0	19	Grand Isle town	
467	435	4	4	2	1	0	21	Isle La Motte town	
790	763	0	5	2	2	3	15	North Hero town	

Table 3.

Race and Hispanic or Latino Origin: 2010—Con.

[For information on confidentiality protection, nonsampling error, and definitions, see Selected Appendixes at <www.census.gov/prod/cen2010/cph-1-a.pdf>]

State County County Subdivision Place	Total population	Race							Two or More Races	Hispanic or Latino (of any race)
		One race								
		White	Black or African American	American Indian and Alaska Native	Asian	Native Hawaiian and Other Pacific Islander	Some Other Race			
Grand Isle County—Con.										
South Hero town.....	1,631	1,573	5	10	9	1	2	31	18	
Lamoille County.....	24,475	23,656	149	94	125	4	83	364	322	
Belvidere town.....	348	329	0	4	0	0	4	11	7	
Cambridge town.....	3,659	3,556	14	9	13	2	4	61	34	
Cambridge village.....	236	225	1	1	0	2	0	7	0	
Jeffersonville village.....	729	705	4	1	3	0	0	16	3	
Eden town.....	1,323	1,292	4	7	2	0	1	17	12	
Elmore town.....	855	839	1	1	3	0	2	9	11	
Hyde Park town.....	2,954	2,839	24	12	11	0	18	50	31	
Hyde Park village.....	462	439	5	1	4	0	6	7	1	
Johnson town.....	3,446	3,264	44	23	22	1	18	74	48	
Johnson village.....	1,443	1,343	26	5	14	1	14	40	24	
Morristown town.....	5,227	5,045	36	15	32	0	19	80	75	
Morrisville village.....	1,958	1,884	13	8	18	0	8	27	39	
Stowe town.....	4,314	4,199	20	8	37	0	12	38	91	
Stowe CDP.....	495	473	4	2	10	0	2	4	13	
Waterville town.....	673	659	1	5	1	0	0	7	2	
Wolcott town.....	1,676	1,634	5	10	4	1	5	17	11	
Orange County.....	28,936	28,077	110	85	140	3	82	439	282	
Bradford town.....	2,797	2,700	10	10	19	1	16	41	26	
Bradford CDP.....	788	752	4	6	8	1	3	14	9	
Braintree town.....	1,246	1,221	2	3	2	0	1	17	9	
Brookfield town.....	1,292	1,261	2	5	3	0	2	19	6	
Chelsea town.....	1,238	1,190	8	2	2	0	7	29	19	
Corinth town.....	1,367	1,319	5	6	2	0	6	29	12	
Fairlee town.....	977	960	1	1	3	0	0	12	8	
Fairlee CDP.....	189	186	0	0	0	0	0	3	1	
Newbury town.....	2,216	2,142	4	7	16	1	10	36	21	
Newbury village.....	365	357	0	1	1	0	0	6	4	
Wells River village.....	399	363	1	4	12	0	5	14	9	
Orange town.....	1,072	1,055	3	4	3	0	3	4	7	
Randolph town.....	4,778	4,628	24	13	39	0	13	61	54	
Randolph CDP.....	1,974	1,909	8	11	13	0	7	26	27	
Stratford town.....	1,098	1,065	2	1	2	0	6	22	16	
Thetford town.....	2,588	2,502	15	10	19	0	1	41	27	
Topsham town.....	1,173	1,139	3	6	2	1	0	22	3	
Tunbridge town.....	1,284	1,258	9	5	2	0	1	9	5	
Vershire town.....	730	674	11	1	5	0	1	38	9	
Washington town.....	1,039	1,015	4	3	3	0	3	11	7	
West Fairlee town.....	652	633	1	3	1	0	5	9	5	
Williamstown town.....	3,389	3,315	6	5	17	0	7	39	48	
Williamstown CDP.....	1,162	1,142	4	0	3	0	3	10	24	
Orleans County.....	27,231	26,310	162	123	93	9	89	445	305	
Albany town.....	941	902	9	3	4	0	4	19	15	
Albany village.....	193	181	7	2	1	0	0	2	0	
Barton town.....	2,810	2,703	23	7	16	0	0	61	24	
Barton village.....	737	711	2	4	10	0	0	10	5	
Orleans village.....	818	769	12	2	4	0	0	31	17	
Brownington town.....	988	961	3	8	1	1	0	14	12	
Charleston town.....	1,023	973	1	11	1	0	7	30	19	
Coventry town.....	1,086	1,046	2	10	0	0	9	19	14	
Coventry CDP.....	97	95	0	0	0	0	0	2	2	
Craftsbury town.....	1,206	1,166	3	0	5	1	16	15	24	
Derby town.....	4,621	4,509	19	10	14	1	6	62	34	
Derby Center village.....	597	591	2	2	0	0	0	2	0	
Derby Line village.....	673	647	9	0	6	0	4	7	12	
Glover town.....	1,122	1,097	5	2	1	0	0	17	7	
Glover CDP.....	303	290	3	0	1	0	0	9	2	
Greensboro town.....	762	737	6	1	2	0	1	15	10	
Greensboro CDP.....	109	109	0	0	0	0	0	0	0	
Greensboro Bend CDP.....	232	227	4	0	0	0	0	1	1	
Holland town.....	629	612	5	4	0	0	2	6	5	
Irasburg town.....	1,163	1,122	6	2	4	1	6	22	10	
Irasburg CDP.....	163	156	3	0	0	0	0	4	1	
Jay town.....	521	505	3	4	3	0	0	6	3	
Lowell town.....	879	839	5	7	4	0	6	18	12	
Lowell CDP.....	228	225	0	1	0	0	1	1	2	
Morgan town.....	749	733	0	3	3	0	3	7	7	
Newport city.....	4,589	4,344	67	41	26	5	17	89	83	
Newport town.....	1,594	1,573	2	2	1	0	1	15	8	
Newport Center CDP.....	274	273	0	0	0	0	0	1	2	
Troy town.....	1,662	1,625	1	8	4	0	10	14	16	
North Troy village.....	620	604	0	6	0	0	3	7	6	
Troy CDP.....	243	243	0	1	0	0	0	4	0	
Westfield town.....	536	519	2	0	2	0	1	12	2	
Westmore town.....	350	344	0	0	2	0	0	4	0	

Table 3.

Race and Hispanic or Latino Origin: 2010—Con.

[For information on confidentiality protection, nonsampling error, and definitions, see Selected Appendixes at <www.census.gov/prod/cen2010/cph-1-a.pdf>]

Not Hispanic or Latino									State County County Subdivision Place
Total	One race						Two or More Races		
	White	Black or African American	American Indian and Alaska Native	Asian	Native Hawaiian and Other Pacific Islander	Some Other Race			
1,613	1,564	5	10	9	1	0	24	Grand Isle County—Con. South Hero town	
24,153	23,427	142	88	124	3	30	339	Lamoille County	
341	324	0	3	0	0	4	10	Belvidere town	
3,625	3,533	13	9	13	2	0	55	Cambridge town	
236	225	1	1	0	2	0	7	Cambridge village	
726	703	4	1	3	0	0	15	Jeffersonville village	
1,311	1,282	4	7	2	0	0	16	Eden town	
844	830	1	1	3	0	0	9	Elmore town	
2,923	2,823	22	12	11	0	7	48	Hyde Park town	
461	438	5	1	4	0	6	7	Hyde Park village	
3,398	3,234	42	21	21	1	11	68	Johnson town	
1,419	1,330	24	3	14	1	10	37	Johnson village	
5,152	4,991	36	13	32	0	3	77	Morristown town	
1,919	1,856	13	7	18	0	0	25	Morrisville village	
4,223	4,125	18	7	37	0	4	32	Stowe town	
482	464	3	2	10	0	0	3	Stowe CDP	
671	657	1	5	1	0	0	7	Waterville town	
1,665	1,628	5	10	4	0	1	17	Wolcott town	
28,654	27,898	107	78	137	3	25	406	Orange County	
2,771	2,693	10	9	17	1	3	38	Bradford town	
779	749	4	6	6	1	0	13	Bradford CDP	
1,237	1,213	2	3	2	0	1	16	Braintree town	
1,286	1,256	2	5	3	0	2	18	Brookfield town	
1,219	1,179	8	2	2	0	0	28	Chelsea town	
1,355	1,314	5	6	2	0	0	28	Corinth town	
969	954	1	1	3	0	0	10	Fairlee town	
188	185	0	0	0	0	0	3	Fairlee CDP	
2,195	2,131	4	6	16	1	7	30	Newbury town	
361	354	0	1	1	0	0	5	Newbury village	
390	361	1	4	12	0	2	10	Wells River village	
1,065	1,052	3	4	3	0	0	3	Orange town	
4,724	4,590	23	13	39	0	1	58	Randolph town	
1,947	1,889	7	11	13	0	1	26	Randolph CDP	
1,082	1,055	2	0	2	0	2	21	Stratford town	
2,561	2,477	14	9	19	0	1	41	Theford town	
1,170	1,137	3	5	2	1	0	22	Topsham town	
1,279	1,253	9	5	2	0	1	9	Tunbridge town	
721	673	10	1	5	0	1	31	Vershire town	
1,032	1,012	4	1	3	0	1	11	Washington town	
647	631	1	3	0	0	3	9	West Fairlee town	
3,341	3,278	6	5	17	0	2	33	Williamstown town	
1,138	1,123	4	0	3	0	1	7	Williamstown CDP	
26,926	26,139	152	116	90	9	17	403	Orleans County	
926	894	9	2	4	0	1	16	Albany town	
193	181	7	2	1	0	0	2	Albany village	
2,786	2,691	22	5	16	0	0	52	Barton town	
732	707	2	3	10	0	0	10	Barton village	
801	762	12	1	4	0	0	22	Orleans village	
976	955	2	8	1	1	0	9	Brownington town	
1,004	965	1	11	1	0	2	24	Charleston town	
1,072	1,042	1	10	0	0	0	19	Coventry town	
95	93	0	0	0	0	0	2	Coventry CDP	
1,182	1,158	3	0	5	1	4	11	Craftsbury town	
4,587	4,486	19	10	14	1	0	57	Derby town	
597	591	2	2	0	0	0	2	Derby Center village	
661	643	9	0	6	0	0	3	Derby Line village	
1,115	1,091	5	1	1	0	0	17	Glover town	
301	288	3	0	1	0	0	9	Glover CDP	
752	731	6	1	2	0	0	12	Greensboro town	
109	109	0	0	0	0	0	0	Greensboro CDP	
231	226	4	0	0	0	0	1	Greensboro Bend CDP	
624	609	5	4	0	0	0	6	Holland town	
1,153	1,115	5	2	4	1	4	22	Irasburg town	
162	155	3	0	0	0	0	4	Irasburg CDP	
518	502	3	4	3	0	0	6	Jay town	
867	832	5	7	4	0	1	18	Lowell town	
226	224	0	1	0	0	0	1	Lowell CDP	
742	729	0	3	3	0	0	7	Morgan town	
4,506	4,290	61	38	23	5	5	84	Newport city	
1,586	1,567	2	2	1	0	0	14	Newport town	
272	271	0	0	0	0	0	1	Newport Center CDP	
1,646	1,620	1	8	4	0	0	13	Troy town	
614	602	0	6	0	0	0	6	North Troy village	
243	238	0	1	0	0	0	4	Troy CDP	
534	518	0	0	2	0	0	12	Westfield town	
350	344	0	0	2	0	0	4	Westmore town	

Table 3.

Race and Hispanic or Latino Origin: 2010—Con.

[For information on confidentiality protection, nonsampling error, and definitions, see Selected Appendixes at <www.census.gov/prod/cen2010/cph-1-a.pdf>]

State County County Subdivision Place	Total population	Race							Hispanic or Latino (of any race)
		One race							
		White	Black or African American	American Indian and Alaska Native	Asian	Native Hawaiian and Other Pacific Islander	Some Other Race	Two or More Races	
Rutland County.....	61,642	59,829	334	150	370	10	150	799	681
Benson town.....	1,056	1,027	7	6	1	0	0	15	7
Benson CDP.....	308	304	0	0	0	0	0	4	0
Brandon town.....	3,966	3,876	11	10	21	0	2	46	26
Brandon CDP.....	1,648	1,609	7	5	7	0	1	19	15
Castleton town.....	4,717	4,614	21	7	24	0	14	37	60
Castleton CDP.....	1,485	1,439	13	2	11	0	4	16	36
Chittenden town.....	1,258	1,231	1	3	11	0	5	7	22
Clarendon town.....	2,571	2,497	11	3	29	0	2	29	10
Danby town.....	1,311	1,291	0	0	3	0	2	15	8
Fair Haven town.....	2,734	2,659	9	5	12	1	14	34	36
Fair Haven CDP.....	2,269	2,203	7	5	9	1	13	31	32
Hubbardton town.....	706	688	2	0	1	1	0	14	10
Ira town.....	432	426	1	2	0	0	1	2	3
Killington town.....	811	779	1	7	9	0	7	8	13
Mendon town.....	1,059	1,015	10	0	13	0	1	20	12
Middletown Springs town.....	745	734	3	0	3	0	0	5	3
Mount Holly town.....	1,237	1,213	6	0	2	0	1	15	10
Mount Tabor town.....	255	0	252	0	0	0	0	1	2
Pawlet town.....	1,477	1,431	7	2	3	0	4	30	24
Pittsfield town.....	546	536	2	0	5	0	1	2	5
Pittsford town.....	2,991	2,904	11	19	16	0	2	39	23
Pittsford CDP.....	740	721	2	6	0	0	2	9	4
Poultney town.....	3,432	3,289	44	7	24	1	18	49	53
Poultney village.....	1,612	1,516	35	1	17	1	15	27	36
Proctor town.....	1,741	1,710	2	0	1	2	1	25	12
Rutland city.....	16,495	15,822	135	52	127	4	63	292	250
Rutland town.....	4,054	3,968	16	5	32	1	6	26	37
Shrewsbury town.....	1,056	1,038	2	2	5	0	0	9	7
Sudbury town.....	560	554	1	1	1	0	1	2	1
Tinmouth town.....	613	585	4	5	3	0	0	16	3
Wallingford town.....	2,079	2,046	4	2	7	0	0	20	13
Wallingford CDP.....	830	820	0	0	2	0	0	8	8
Wells town.....	1,150	1,128	3	1	5	0	2	11	11
Wells CDP.....	397	386	1	0	2	0	1	7	9
West Haven town.....	264	256	1	1	0	0	0	6	1
West Rutland town.....	2,326	2,260	19	8	12	0	3	24	19
West Rutland CDP.....	2,024	1,975	11	8	11	0	0	19	15
Washington County.....	59,534	57,192	441	151	502	11	185	1,052	995
Barre city.....	9,052	8,622	117	20	77	1	32	183	212
Barre town.....	7,924	7,757	31	12	19	0	13	92	117
East Barre CDP.....	826	807	10	1	1	0	3	4	17
Graniteville CDP.....	784	758	2	4	1	0	0	19	5
South Barre CDP.....	1,219	1,190	4	0	4	0	0	21	24
Webster CDP.....	550	540	2	1	0	0	0	7	17
Berlin town.....	2,887	2,802	13	4	11	1	9	47	46
Cabot town.....	1,433	1,393	8	3	5	0	0	24	9
Cabot village.....	233	223	0	1	1	0	0	8	1
Calais town.....	1,607	1,563	7	3	19	0	0	15	13
Duxbury town.....	1,337	1,294	5	0	9	0	4	25	14
East Montpelier town.....	2,576	2,488	18	8	13	0	6	43	41
East Montpelier CDP.....	80	76	0	0	1	0	0	3	0
Fayston town.....	1,353	1,324	2	1	5	1	0	20	15
Marshfield town.....	1,588	1,523	11	6	7	0	6	35	22
Marshfield village.....	273	261	0	1	3	0	0	8	5
Middlesex town.....	1,731	1,679	8	1	11	0	1	31	15
Montpelier city.....	7,855	7,362	79	23	171	2	34	184	166
Moretown town.....	1,658	1,608	7	7	19	0	7	10	27
Northfield town.....	6,207	5,863	79	17	62	1	39	146	169
Northfield village.....	2,101	1,991	28	10	11	0	4	57	32
Plainfield town.....	1,243	1,195	9	9	2	0	0	28	14
Plainfield CDP.....	401	385	1	5	1	0	0	9	4
Roxbury town.....	691	674	2	1	1	0	1	12	6
Waitsfield town.....	1,719	1,668	4	6	15	1	6	19	20
Waitsfield CDP.....	164	162	0	0	0	0	1	1	1
Warren town.....	1,705	1,655	6	5	6	2	5	26	24
Waterbury town.....	5,064	4,889	20	11	47	2	16	79	49
Waterbury village.....	1,763	1,691	12	8	21	0	7	24	20
Woodbury town.....	906	876	4	4	1	0	2	19	9
Worcester town.....	998	957	11	10	2	0	4	14	7
Worcester CDP.....	112	107	2	3	0	0	0	0	1
Windham County.....	44,513	42,412	421	114	463	21	211	871	820
Athens town.....	442	422	3	2	4	0	1	10	5
Brattleboro town.....	12,046	11,090	225	37	269	5	88	332	322
Brattleboro CDP.....	7,414	6,735	166	24	204	2	62	221	220
West Brattleboro CDP.....	2,740	2,570	26	8	38	3	13	82	64
Brookline town.....	530	520	0	2	4	0	0	4	1
Dover town.....	1,124	1,083	5	0	9	0	8	19	18
Dummerston town.....	1,864	1,807	6	2	27	0	4	18	21
Grafton town.....	679	661	3	0	3	0	1	11	7

Table 3.

Race and Hispanic or Latino Origin: 2010—Con.

[For information on confidentiality protection, nonsampling error, and definitions, see Selected Appendixes at <www.census.gov/prod/cen2010/cph-1-a.pdf>]

Not Hispanic or Latino									State County County Subdivision Place
Total	One race						Two or More Races		
	White	Black or African American	American Indian and Alaska Native	Asian	Native Hawaiian and Other Pacific Islander	Some Other Race			
60,961	59,369	315	135	370	9	29	734	Rutland County	
1,049	1,020	7	6	1	0	0	15	Benson town	
308	304	0	0	0	0	0	4	Benson CDP	
3,940	3,854	10	10	21	0	1	44	Brandon town	
1,633	1,598	6	5	7	0	0	17	Brandon CDP	
4,657	4,572	16	7	24	0	2	36	Castleton town	
1,449	1,412	9	2	11	0	0	15	Castleton CDP	
1,236	1,214	1	3	11	0	0	7	Chittenden town	
2,561	2,490	10	3	29	0	1	28	Clarendon town	
1,303	1,283	0	0	3	0	2	15	Danby town	
2,698	2,638	7	5	12	1	1	34	Fair Haven town	
2,237	2,185	5	5	9	1	1	31	Fair Haven CDP	
696	679	1	0	1	1	0	14	Hubbardton town	
429	424	1	2	0	0	0	2	Ira town	
798	769	1	5	9	0	6	8	Killington town	
1,047	1,005	10	0	13	0	1	18	Mendon town	
742	732	3	0	3	0	0	4	Middletown Springs town	
1,227	1,205	6	0	2	0	0	14	Mount Holly town	
253	250	0	2	0	0	0	1	Mount Tabor town	
1,453	1,418	7	0	3	0	2	23	Pawlet town	
541	532	2	0	5	0	0	2	Pittsfield town	
2,968	2,886	11	17	16	0	1	37	Pittsford town	
736	721	2	4	0	0	1	8	Pittsford CDP	
3,379	3,261	42	6	24	1	1	44	Poultney town	
1,576	1,502	33	1	17	1	0	22	Poultney village	
1,729	1,700	2	0	1	2	0	24	Proctor town	
16,245	15,670	128	45	127	4	11	260	Rutland city	
4,017	3,941	16	5	32	0	0	23	Rutland town	
1,049	1,031	2	2	5	0	0	9	Shrewsbury town	
559	554	1	1	1	0	0	2	Sudbury town	
610	585	4	5	3	0	0	13	Tinmouth town	
2,066	2,033	4	2	7	0	0	20	Wallingford town	
822	812	0	0	2	0	0	8	Wallingford CDP	
1,139	1,121	3	1	5	0	0	9	Wells town	
388	380	1	0	2	0	0	5	Wells CDP	
263	256	1	0	0	0	0	6	West Haven town	
2,307	2,246	19	8	12	0	0	22	West Rutland town	
2,009	1,962	11	8	11	0	0	17	West Rutland CDP	
58,539	56,473	411	126	495	11	56	967	Washington County	
8,840	8,468	108	17	77	1	6	163	Barre city	
7,807	7,652	29	12	19	0	7	88	Barre town	
809	794	9	1	1	0	0	4	East Barre CDP	
779	755	1	4	1	0	0	18	Graniteville CDP	
1,195	1,166	4	0	4	0	0	21	South Barre CDP	
533	525	2	1	0	0	0	5	Websterville CDP	
2,841	2,770	13	3	11	1	2	41	Berlin town	
1,424	1,387	8	3	4	0	0	22	Cabot town	
232	223	0	1	1	0	0	7	Cabot village	
1,594	1,556	6	1	19	0	0	12	Calais town	
1,323	1,285	5	0	9	0	1	23	Duxbury town	
2,535	2,454	18	8	13	0	0	42	East Montpelier town	
80	76	0	0	1	0	0	3	East Montpelier CDP	
1,338	1,310	2	0	5	1	0	20	Fayston town	
1,566	1,507	10	4	7	0	5	33	Marshfield town	
268	256	0	1	3	0	0	8	Marshfield village	
1,716	1,669	8	0	11	0	1	27	Middlesex town	
7,689	7,249	74	18	168	2	9	169	Montpelier city	
1,631	1,588	7	6	19	0	1	10	Moretown town	
6,038	5,757	70	14	60	1	5	131	Northfield town	
2,069	1,972	26	8	11	0	2	50	Northfield village	
1,229	1,186	7	7	2	0	0	27	Plainfield town	
397	383	1	4	1	0	0	8	Plainfield CDP	
685	669	2	1	1	0	0	12	Roxbury town	
1,699	1,654	4	5	14	1	3	18	Waitsfield town	
163	161	0	0	0	0	1	1	Waitsfield CDP	
1,681	1,637	6	4	6	2	2	24	Warren town	
5,015	4,856	20	9	47	2	9	72	Waterbury town	
1,743	1,678	12	7	21	0	4	21	Waterbury village	
897	867	4	4	1	0	2	19	Woodbury town	
991	952	10	10	2	0	3	14	Worcester town	
111	106	2	3	0	0	0	0	Worcester CDP	
43,693	41,906	384	107	460	18	59	759	Windham County	
437	419	3	2	4	0	0	9	Athens town	
11,724	10,916	202	34	268	3	30	271	Brattleboro town	
7,194	6,612	149	22	203	1	25	182	Brattleboro CDP	
2,676	2,543	21	8	38	2	1	63	West Brattleboro CDP	
529	519	0	2	4	0	0	4	Brookline town	
1,106	1,074	5	0	9	0	1	17	Dover town	
1,843	1,787	6	1	27	0	4	18	Dummerston town	
672	656	2	0	3	0	0	11	Grafton town	

Table 3.

Race and Hispanic or Latino Origin: 2010—Con.

[For information on confidentiality protection, nonsampling error, and definitions, see Selected Appendixes at <www.census.gov/prod/cen2010/cph-1-a.pdf>]

State County County Subdivision Place	Total population	Race							Hispanic or Latino (of any race)
		One race							
		White	Black or African American	American Indian and Alaska Native	Asian	Native Hawaiian and Other Pacific Islander	Some Other Race	Two or More Races	
Windham County—Con.									
Guilford town.....	2,121	2,062	10	1	5	0	12	31	24
Halifax town.....	728	710	4	2	1	0	0	11	6
Jamaica town.....	1,035	986	6	6	4	0	3	30	17
Londonderry town.....	1,769	1,733	6	1	13	0	0	16	18
Marlboro town.....	1,078	1,031	14	5	10	3	4	11	23
Newfane town.....	1,726	1,666	9	8	6	0	11	26	19
Newfane village.....	118	116	1	0	1	0	0	0	1
Putney town.....	2,702	2,568	40	4	16	2	17	55	77
Putney CDP.....	523	499	5	1	2	0	3	13	2
Rockingham town.....	5,282	5,025	32	12	38	6	24	145	93
Bellows Falls village.....	3,148	2,981	26	11	19	6	10	95	59
Saxtons River village.....	565	537	2	0	9	0	3	14	14
Somerset town.....	3	3	0	0	0	0	0	0	0
Stratton town.....	216	213	0	1	0	1	0	1	0
Townshend town.....	1,232	1,193	7	2	8	0	3	19	25
Vernon town.....	2,206	2,132	13	5	11	0	16	29	49
Wardsboro town.....	900	878	11	0	0	1	0	10	5
Westminster town.....	3,178	3,051	16	17	21	0	14	59	49
North Westminster village.....	247	238	2	0	4	0	2	1	5
Westminster village.....	291	290	0	0	1	0	0	0	3
Whitingham town.....	1,357	1,329	4	2	1	1	4	16	8
Jacksonville village.....	223	216	0	2	0	1	0	4	2
Wilmington town.....	1,876	1,842	4	5	12	2	1	10	29
Wilmington CDP.....	463	454	1	1	1	0	0	6	7
Windham town.....	419	407	3	0	1	0	0	8	4
Windsor County.....	56,670	54,563	327	154	529	13	141	943	696
Andover town.....	467	456	3	1	2	0	0	5	1
Baltimore town.....	244	239	0	1	0	0	2	2	5
Barnard town.....	947	916	2	1	7	0	2	19	11
Bethel town.....	2,030	1,965	12	3	8	1	0	41	15
Bethel CDP.....	569	547	6	0	4	0	0	12	4
Bridgewater town.....	936	900	2	5	5	0	0	24	3
Cavendish town.....	1,367	1,321	9	2	11	0	0	24	22
Cavendish CDP.....	179	168	0	0	4	0	0	7	2
Proctorsville CDP.....	454	441	7	0	2	0	0	4	12
Chester town.....	3,154	3,076	7	16	15	0	3	37	35
Chester CDP.....	1,005	981	0	7	4	0	1	12	16
Hartford town.....	9,952	9,448	82	30	175	3	25	189	116
Quechee CDP.....	656	621	16	1	5	0	4	9	7
White River Junction CDP.....	2,286	2,146	18	15	44	2	6	55	44
Wilder CDP.....	1,690	1,577	6	3	45	0	4	55	18
Hartland town.....	3,393	3,317	7	1	14	2	9	43	45
Hartland CDP.....	380	371	0	0	1	1	0	7	6
North Hartland CDP.....	302	295	3	0	2	0	0	2	5
Ludlow town.....	1,963	1,895	4	8	16	1	0	39	15
Ludlow village.....	811	778	4	3	9	1	0	16	7
Norwich town.....	3,414	3,212	26	3	86	1	16	70	41
Norwich CDP.....	878	795	6	1	31	1	2	42	10
Plymouth town.....	619	608	2	3	2	0	0	4	0
Pomfret town.....	904	885	1	2	7	0	1	8	12
Reading town.....	666	660	0	0	2	0	0	4	4
Rochester town.....	1,139	1,101	4	5	7	0	0	22	27
Rochester CDP.....	299	295	0	0	2	0	0	2	7
Royalton town.....	2,773	2,646	25	11	32	2	11	46	41
South Royalton CDP.....	694	625	18	5	22	1	2	21	8
Sharon town.....	1,502	1,450	14	6	11	0	1	20	18
Springfield town.....	9,373	8,989	75	19	69	1	44	176	149
North Springfield CDP.....	573	553	0	1	8	0	0	11	9
Springfield CDP.....	3,979	3,810	23	5	32	0	22	87	61
Stockbridge town.....	736	718	2	3	4	0	0	9	3
Weathersfield town.....	2,825	2,766	5	7	12	0	5	30	32
Ascutney CDP.....	540	519	0	2	7	0	3	9	8
Perkinsville village.....	130	126	1	2	1	0	0	0	2
Weston town.....	566	555	2	0	4	0	0	5	1
West Windsor town.....	1,099	1,082	0	1	4	0	3	9	8
Windsor town.....	3,553	3,395	30	15	22	1	11	79	61
Windsor CDP.....	2,066	1,974	10	11	11	1	3	56	37
Woodstock town.....	3,048	2,963	13	11	14	1	8	38	31
Woodstock village.....	900	885	4	3	4	0	1	3	9

Table 3.

Race and Hispanic or Latino Origin: 2010—Con.

[For information on confidentiality protection, nonsampling error, and definitions, see Selected Appendixes at <www.census.gov/prod/cen2010/cph-1-a.pdf>]

Not Hispanic or Latino									State County County Subdivision Place
Total	One race						Two or More Races		
	White	Black or African American	American Indian and Alaska Native	Asian	Native Hawaiian and Other Pacific Islander	Some Other Race			
2,097	2,053	10	1	4	0	3	26	Windham County—Con.	
722	705	4	1	1	0	0	11	Guilford town	
1,018	973	6	6	4	0	2	17	Halifax town	
1,751	1,718	6	1	12	0	0	24	Jamaica town	
1,055	1,016	11	5	10	2	0	11	Londonderry town	
1,707	1,657	8	7	6	0	5	24	Marlboro town	
117	116	0	0	1	0	0	0	Newfane town	
2,625	2,514	37	4	16	2	4	48	Newfane village	
521	498	5	1	2	0	2	13	Putney town	
5,189	4,971	31	12	38	6	3	128	Putney CDP	
3,089	2,942	25	11	19	6	2	84	Rockingham town	
551	525	2	0	9	0	1	14	Bellows Falls village	
3	3	0	0	0	0	0	0	Saxtons River village	
216	213	0	1	0	1	0	1	Somerset town	
1,207	1,177	6	1	8	0	1	14	Stratton town	
2,157	2,098	13	5	11	0	2	28	Townshend town	
895	873	11	0	0	1	0	10	Vernon town	
3,129	3,019	13	17	21	0	3	56	Wardsboro town	
242	235	2	0	4	0	0	1	Westminster town	
288	287	0	0	1	0	0	0	North Westminster village	
1,349	1,326	4	2	1	1	0	15	Westminster village	
221	214	0	2	0	1	0	4	Whitingham town	
1,847	1,813	4	5	12	2	1	10	Jacksonville village	
456	447	1	1	1	0	0	6	Wilmington town	
415	406	2	0	1	0	0	6	Wilmington CDP	
								Windham town	
55,974	54,093	311	141	526	12	39	852	Windsor County	
466	455	3	1	2	0	0	5	Andover town	
239	237	0	1	0	0	0	1	Baltimore town	
936	909	2	1	7	0	0	17	Barnard town	
2,015	1,951	12	3	8	1	0	40	Bethel town	
565	544	6	0	4	0	0	11	Bethel CDP	
933	897	2	5	5	0	0	24	Bridgewater town	
1,345	1,302	9	2	11	0	0	21	Cavendish town	
177	166	0	0	4	0	0	7	Cavendish CDP	
442	429	7	0	2	0	0	4	Cavendish CDP	
3,119	3,053	7	16	15	0	0	28	Proctorsville CDP	
989	970	0	7	4	0	0	8	Chester town	
9,836	9,390	77	28	175	2	5	159	Chester CDP	
649	621	14	1	5	0	0	8	Hartford town	
2,242	2,120	15	15	44	2	1	45	Hartford CDP	
1,672	1,567	6	2	45	0	1	51	Quechee CDP	
3,348	3,289	5	1	14	2	0	37	White River Junction CDP	
374	365	0	0	1	1	0	7	Wilder CDP	
297	291	2	0	2	0	0	2	Hartland town	
1,948	1,883	4	8	15	1	0	37	Hartland CDP	
804	773	4	3	8	1	0	15	North Hartland CDP	
3,373	3,179	25	3	86	1	12	67	Ludlow town	
868	787	5	1	31	1	2	41	Ludlow village	
619	608	2	3	2	0	0	4	Norwich town	
892	875	1	2	7	0	0	7	Norwich CDP	
662	657	0	0	2	0	0	3	Plymouth town	
1,112	1,078	2	5	7	0	0	20	Pomfret town	
292	288	0	0	2	0	0	2	Reading town	
2,732	2,618	25	11	31	2	2	43	Rochester town	
686	622	18	5	21	1	0	19	Rochester CDP	
1,484	1,435	13	6	11	0	1	18	Royalton town	
9,224	8,896	74	17	68	1	9	159	South Royalton CDP	
564	547	0	0	8	0	0	9	Sharon town	
3,918	3,775	23	5	31	0	9	75	Springfield town	
733	715	2	3	4	0	0	9	North Springfield CDP	
2,793	2,742	4	4	12	0	2	29	Springfield CDP	
532	516	0	1	7	0	0	8	Stockbridge town	
128	124	1	2	1	0	0	0	Weathersfield town	
565	554	2	0	4	0	0	5	Ascutney CDP	
1,091	1,078	0	1	4	0	0	8	Perkinsville village	
3,492	3,352	27	11	22	1	5	74	Weston town	
2,029	1,947	8	8	11	1	1	53	West Windsor town	
3,017	2,940	13	9	14	1	3	37	Windsor town	
891	877	4	3	4	0	0	3	Windsor CDP	
								Woodstock town	
								Woodstock village	

Table 4.

Race and Hispanic or Latino Origin: 2010

[For information on confidentiality protection, nonsampling error, and definitions, see Selected Appendixes at <www.census.gov/prod/cen2010/cph-1-a.pdf>]

State County Place and County Subdivision	Total population	Race							Hispanic or Latino (of any race)
		One race							
		White	Black or African American	American Indian and Alaska Native	Asian	Native Hawaiian and Other Pacific Islander	Some Other Race	Two or More Races	
Vermont.....	625,741	596,292	6,277	2,207	7,947	160	2,105	10,753	9,208
COUNTY									
Addison County.....	36,821	35,078	283	88	532	6	202	632	685
Bennington County.....	37,125	35,858	308	94	269	16	113	467	525
Caledonia County.....	31,227	30,138	167	138	251	1	92	440	331
Chittenden County.....	156,545	144,752	3,319	414	4,399	48	605	3,008	2,856
Essex County.....	6,306	6,138	18	36	22	0	9	83	59
Franklin County.....	47,746	45,648	213	500	231	14	125	1,015	571
Grand Isle County.....	6,970	6,641	25	66	21	4	18	195	80
Lamoille County.....	24,475	23,656	149	94	125	4	83	364	322
Orange County.....	28,936	28,077	110	85	140	3	82	439	282
Orleans County.....	27,231	26,310	162	123	93	9	89	445	305
Rutland County.....	61,642	59,829	334	150	370	10	150	799	681
Washington County.....	59,534	57,192	441	151	502	11	185	1,052	995
Windham County.....	44,513	42,412	421	114	463	21	211	871	820
Windsor County.....	56,670	54,563	327	154	529	13	141	943	696
PLACE AND COUNTY SUBDIVISION									
Addison town, Addison County.....	1,371	1,342	1	0	6	0	9	13	34
Albany village, Orleans County.....	193	181	7	2	1	0	0	2	0
Albany town, Orleans County.....	941	902	9	3	4	0	4	19	15
Alburg village, Grand Isle County.....	497	436	2	14	0	0	0	45	9
Alburg town, Grand Isle County.....	1,998	1,851	3	34	3	0	5	102	22
Andover town, Windsor County.....	467	456	3	1	2	0	0	5	1
Arlington CDP, Bennington County.....	1,213	1,170	8	3	12	0	2	18	20
Arlington town, Bennington County.....	2,317	2,251	8	5	16	1	2	34	18
Ascutney CDP, Windsor County.....	540	519	0	2	7	0	3	9	8
Athens town, Windham County.....	442	422	3	2	4	0	1	10	5
Averill town, Essex County.....	24	24	0	0	0	0	0	0	0
Avery's gore, Essex County.....	0	0	0	0	0	0	0	0	0
Bakersfield town, Franklin County.....	1,322	1,285	3	4	3	2	3	22	17
Baltimore town, Windsor County.....	244	239	0	1	0	0	2	2	5
Barnard town, Windsor County.....	947	916	2	1	7	0	2	19	11
Barnet CDP, Caledonia County.....	129	127	0	0	0	0	0	2	0
Barnet town, Caledonia County.....	1,708	1,652	15	11	5	0	2	23	12
Barre city, Washington County.....	9,052	8,622	117	20	77	1	32	183	212
Barre town, Washington County.....	7,924	7,757	31	12	19	0	13	92	117
Barton village, Orleans County.....	737	711	2	4	10	0	0	10	5
Barton town, Orleans County.....	2,810	2,703	23	7	16	0	0	61	24
Beecher Falls CDP, Essex County.....	177	170	1	1	3	0	0	2	7
Bellows Falls village, Windham County.....	3,148	2,981	26	11	19	6	10	95	59
Belvidere town, Lamoille County.....	348	329	0	4	0	0	4	11	7
Bennington CDP, Bennington County.....	9,074	8,727	93	41	53	6	35	119	154
Bennington town, Bennington County.....	15,764	15,113	187	52	130	13	67	202	274
Benson CDP, Rutland County.....	308	304	0	0	0	0	0	4	0
Benson town, Rutland County.....	1,056	1,027	7	6	1	0	0	15	7
Berkshire town, Franklin County.....	1,692	1,631	4	11	4	0	7	35	19
Berlin town, Washington County.....	2,887	2,802	13	4	11	1	9	47	46
Bethel CDP, Windsor County.....	569	547	6	0	4	0	0	12	4
Bethel town, Windsor County.....	2,030	1,965	12	3	8	1	0	41	15
Bloomfield town, Essex County.....	221	218	1	0	0	0	0	2	0
Bolton town, Chittenden County.....	1,182	1,147	5	5	4	1	3	17	11
Bradford CDP, Orange County.....	788	752	4	6	8	1	3	14	9
Bradford town, Orange County.....	2,797	2,700	10	10	19	1	16	41	26
Braintree town, Orange County.....	1,246	1,221	2	3	2	0	1	17	9
Brandon CDP, Rutland County.....	1,648	1,609	7	5	7	0	1	19	15
Brandon town, Rutland County.....	3,966	3,876	11	10	21	0	2	46	26
Brattleboro town, Windham County.....	12,046	11,090	225	37	269	5	88	332	322
Brattleboro CDP, Windham County.....	7,414	6,735	166	24	204	2	62	221	220
Bridgewater town, Windsor County.....	936	900	2	5	5	0	0	24	3
Bridport town, Addison County.....	1,218	1,179	3	2	7	0	18	9	39
Brighton town, Essex County.....	1,222	1,185	5	11	4	0	1	16	11
Bristol CDP, Addison County.....	2,030	1,945	7	2	15	0	22	39	28
Bristol town, Addison County.....	3,894	3,764	9	3	28	0	24	66	47
Brookfield town, Orange County.....	1,292	1,261	2	5	3	0	2	19	6
Brookline town, Windham County.....	530	520	0	2	4	0	0	4	1
Brownington town, Orleans County.....	988	961	3	8	1	1	0	14	12
Brunswick town, Essex County.....	112	109	0	0	0	0	0	3	0
Buels gore, Chittenden County.....	30	27	0	0	0	0	0	3	3
Burke town, Caledonia County.....	1,753	1,710	2	11	5	0	5	20	29
Burlington city, Chittenden County.....	42,417	37,727	1,653	131	1,510	21	273	1,102	1,144
Cabot village, Washington County.....	233	223	0	1	1	0	0	8	1
Cabot town, Washington County.....	1,433	1,393	8	3	5	0	0	24	9

Table 4.

Race and Hispanic or Latino Origin: 2010—Con.

[For information on confidentiality protection, nonsampling error, and definitions, see Selected Appendixes at <www.census.gov/prod/cen2010/cph-1-a.pdf>]

Not Hispanic or Latino									State County Place and County Subdivision
Total	One race						Two or More Races		
	White	Black or African American	American Indian and Alaska Native	Asian	Native Hawaiian and Other Pacific Islander	Some Other Race			
616,533	590,223	5,943	2,023	7,875	140	537	9,792	Vermont	
								COUNTY	
36,136	34,660	269	75	524	5	35	568	Addison County	
36,600	35,517	291	71	264	13	20	424	Bennington County	
30,896	29,909	150	127	251	1	39	419	Caledonia County	
153,689	142,848	3,172	372	4,368	41	172	2,716	Chittenden County	
6,247	6,094	16	36	22	0	1	78	Essex County	
47,175	45,290	200	487	223	11	12	952	Franklin County	
6,890	6,600	23	64	21	4	3	175	Grand Isle County	
24,153	23,427	142	88	124	3	30	339	Lamoille County	
28,654	27,898	107	78	137	3	25	406	Orange County	
26,926	26,139	152	116	90	9	17	403	Orleans County	
60,961	59,369	315	135	370	9	29	734	Rutland County	
58,539	56,473	411	126	495	11	56	967	Washington County	
43,693	41,906	384	107	460	18	59	759	Windham County	
55,974	54,093	311	141	526	12	39	852	Windsor County	
								PLACE AND COUNTY SUBDIVISION	
1,337	1,317	1	0	6	0	0	13	Addison town, Addison County	
193	181	7	2	1	0	0	2	Albany village, Orleans County	
926	894	9	2	4	0	1	16	Albany town, Orleans County	
488	433	2	13	0	0	0	40	Alburg village, Grand Isle County	
1,976	1,841	3	33	3	0	0	96	Alburg town, Grand Isle County	
466	455	3	1	2	0	0	5	Andover town, Windsor County	
1,193	1,153	8	2	12	0	0	18	Arlington CDP, Bennington County	
2,299	2,237	8	3	16	1	0	34	Arlington town, Bennington County	
532	516	0	1	7	0	0	8	Ascutney CDP, Windsor County	
437	419	3	2	4	0	0	9	Athens town, Windham County	
24	24	0	0	0	0	0	0	Averill town, Essex County	
0	0	0	0	0	0	0	0	Avery's gore, Essex County	
1,305	1,280	2	3	3	2	0	15	Bakersfield town, Franklin County	
239	237	0	1	0	0	0	1	Baltimore town, Windsor County	
936	909	2	1	7	0	0	17	Barnard town, Windsor County	
129	127	0	0	0	0	0	2	Barnet CDP, Caledonia County	
1,696	1,647	13	11	5	0	2	2	Barnet town, Caledonia County	
8,840	8,468	108	17	77	1	6	163	Barre city, Washington County	
7,807	7,652	29	12	19	0	7	88	Barre town, Washington County	
732	707	2	3	10	0	0	10	Barton village, Orleans County	
2,786	2,691	22	5	16	0	0	52	Barton town, Orleans County	
170	163	1	1	3	0	0	2	Beecher Falls CDP, Essex County	
3,089	2,942	25	11	19	6	2	84	Bellows Falls village, Windham County	
341	324	0	3	0	0	4	10	Belvidere town, Lamoille County	
8,920	8,631	88	36	51	4	7	103	Bennington CDP, Bennington County	
15,490	14,943	173	46	127	11	13	177	Bennington town, Bennington County	
308	304	0	0	0	0	0	4	Benson CDP, Rutland County	
1,049	1,020	7	6	1	0	0	15	Benson town, Rutland County	
1,673	1,619	4	11	4	0	0	35	Berkshire town, Franklin County	
2,841	2,770	13	3	11	1	2	41	Berlin town, Washington County	
565	544	6	0	4	0	0	11	Bethel CDP, Windsor County	
2,015	1,951	12	3	8	1	0	40	Bethel town, Windsor County	
221	218	1	0	0	0	0	2	Bloomfield town, Essex County	
1,171	1,139	5	5	4	1	0	17	Bolton town, Chittenden County	
779	749	4	6	6	1	0	13	Bradford CDP, Orange County	
2,771	2,693	10	9	17	1	3	38	Bradford town, Orange County	
1,237	1,213	2	3	2	0	1	16	Braintree town, Orange County	
1,633	1,598	6	5	7	0	0	17	Brandon CDP, Rutland County	
3,940	3,854	10	10	21	0	1	44	Brandon town, Rutland County	
11,724	10,916	202	34	268	3	30	271	Brattleboro town, Windham County	
7,194	6,612	149	22	203	1	25	182	Brattleboro CDP, Windham County	
933	897	2	5	5	0	0	24	Bridgewater town, Windsor County	
1,179	1,157	3	2	7	0	2	8	Bridport town, Addison County	
1,211	1,177	5	11	4	0	1	13	Brighton town, Essex County	
2,002	1,940	7	2	15	0	6	32	Bristol CDP, Addison County	
3,847	3,743	9	3	28	0	6	58	Bristol town, Addison County	
1,286	1,256	2	5	3	0	2	18	Brookfield town, Orange County	
529	519	0	2	4	0	0	4	Brookline town, Windham County	
976	955	2	8	1	1	0	9	Brownington town, Orleans County	
112	109	0	0	0	0	0	3	Brunswick town, Essex County	
27	24	0	0	0	0	0	3	Buels gore, Chittenden County	
1,724	1,690	1	9	5	0	2	17	Burke town, Caledonia County	
41,273	37,027	1,575	111	1,498	20	73	969	Burlington city, Chittenden County	
232	223	0	1	1	0	0	7	Cabot village, Washington County	
1,424	1,387	8	3	4	0	0	22	Cabot town, Washington County	

Table 4.

Race and Hispanic or Latino Origin: 2010—Con.

[For information on confidentiality protection, nonsampling error, and definitions, see Selected Appendixes at <www.census.gov/prod/cen2010/cph-1-a.pdf>]

State County Place and County Subdivision	Total population	Race							Hispanic or Latino (of any race)
		One race							
		White	Black or African American	American Indian and Alaska Native	Asian	Native Hawaiian and Other Pacific Islander	Some Other Race	Two or More Races	
PLACE AND COUNTY SUBDIVISION—Con.									
Calais town, Washington County.....	1,607	1,563	7	3	19	0	0	15	13
Cambridge village, Lamoille County.....	236	225	1	1	0	2	0	7	0
Cambridge town, Lamoille County.....	3,659	3,556	14	9	13	2	4	61	34
Canaan CDP, Essex County.....	392	387	0	0	2	0	1	2	3
Canaan town, Essex County.....	972	948	1	5	6	0	1	11	10
Castleton CDP, Rutland County.....	1,485	1,439	13	2	11	0	4	16	36
Castleton town, Rutland County.....	4,717	4,614	21	7	24	0	14	37	60
Cavendish CDP, Windsor County.....	179	168	0	0	4	0	0	7	2
Cavendish town, Windsor County.....	1,367	1,321	9	2	11	0	0	24	22
Charleston town, Orleans County.....	1,023	973	1	11	1	0	7	30	19
Charlotte town, Chittenden County.....	3,754	3,658	18	5	32	3	8	30	71
Chelsea town, Orange County.....	1,238	1,190	8	2	2	0	7	29	19
Chester CDP, Windsor County.....	1,005	981	0	7	4	0	1	12	16
Chester town, Windsor County.....	3,154	3,076	7	16	15	0	3	37	35
Chittenden town, Rutland County.....	1,258	1,231	1	3	11	0	5	7	22
Clarendon town, Rutland County.....	2,571	2,497	11	3	29	0	2	29	10
Colchester town, Chittenden County.....	17,067	16,148	210	48	359	6	50	246	270
Concord CDP, Essex County.....	271	265	0	2	1	0	0	3	6
Concord town, Essex County.....	1,235	1,191	3	8	6	0	0	27	13
Corinth town, Orange County.....	1,367	1,319	5	6	2	0	6	29	12
Cornwall town, Addison County.....	1,185	1,159	4	1	5	0	4	12	13
Coventry CDP, Orleans County.....	97	95	0	0	0	0	0	2	2
Coventry town, Orleans County.....	1,086	1,046	2	10	0	0	9	19	14
Craftsbury town, Orleans County.....	1,206	1,166	3	0	5	1	16	15	24
Danby town, Rutland County.....	1,311	1,291	0	0	3	0	2	15	8
Danville CDP, Caledonia County.....	383	373	2	0	2	0	1	5	3
Danville town, Caledonia County.....	2,196	2,147	6	1	10	0	6	26	10
Derby town, Orleans County.....	4,621	4,509	19	10	14	1	6	62	34
Derby Center village, Orleans County.....	597	591	2	2	0	0	0	2	0
Derby Line village, Orleans County.....	673	647	9	0	6	0	4	7	12
Dorset CDP, Bennington County.....	249	249	0	0	0	0	0	0	3
Dorset town, Bennington County.....	2,031	1,994	9	2	5	0	2	19	21
Dover town, Windham County.....	1,124	1,083	5	0	9	0	8	19	18
Dummerston town, Windham County.....	1,864	1,807	6	2	27	0	4	18	21
Duxbury town, Washington County.....	1,337	1,294	5	0	9	0	4	25	14
East Barre CDP, Washington County.....	826	807	10	1	1	0	3	4	17
East Burke CDP, Caledonia County.....	132	130	0	1	1	0	0	0	0
East Haven town, Essex County.....	290	3	2	0	282	0	0	3	3
East Middlebury CDP, Addison County.....	425	413	1	0	2	0	4	5	9
East Montpelier CDP, Washington County...	80	76	0	0	1	0	0	3	0
East Montpelier town, Washington County...	2,576	2,488	18	8	13	0	6	43	41
Eden town, Lamoille County.....	1,323	1,292	4	7	2	0	1	17	12
Elmore town, Lamoille County.....	855	839	1	1	3	0	2	9	11
Enosburg town, Franklin County.....	2,781	2,670	12	29	12	0	9	49	36
Enosburg Falls village, Franklin County.....	1,329	1,294	4	8	1	0	1	21	8
Essex town, Chittenden County.....	19,587	18,174	290	52	631	2	84	354	335
Essex Junction village, Chittenden County...	9,271	8,486	155	37	362	1	50	180	187
Fairfax town, Franklin County.....	4,285	4,189	16	16	22	1	6	35	57
Fairfield town, Franklin County.....	1,891	1,828	6	12	4	0	8	33	36
Fair Haven town, Rutland County.....	2,734	2,659	9	5	12	1	14	34	36
Fair Haven CDP, Rutland County.....	2,269	2,203	7	5	9	1	13	31	32
Fairlee CDP, Orange County.....	189	186	0	0	0	0	0	3	1
Fairlee town, Orange County.....	977	960	1	1	3	0	0	12	8
Fayston town, Washington County.....	1,353	1,324	2	1	5	1	0	20	15
Ferdinand town, Essex County.....	32	31	0	0	0	0	0	1	0
Ferrisburgh town, Addison County.....	2,775	2,670	17	10	25	3	9	41	48
Fletcher town, Franklin County.....	1,277	1,240	5	1	8	0	2	21	13
Franklin town, Franklin County.....	1,405	1,371	2	12	1	1	3	15	10
Georgia town, Franklin County.....	4,515	4,410	12	14	28	2	7	42	44
Glastenbury town, Bennington County.....	8	8	0	0	0	0	0	0	0
Glover CDP, Orleans County.....	303	290	3	0	1	0	0	9	2
Glover town, Orleans County.....	1,122	1,097	5	2	1	0	0	17	7
Goshen town, Addison County.....	164	162	1	1	0	0	0	0	3
Grafton town, Windham County.....	679	661	3	0	3	0	1	11	7
Granby town, Essex County.....	88	84	1	0	0	0	0	3	0
Grand Isle town, Grand Isle County.....	2,067	2,007	13	12	5	0	5	25	23
Graniteville CDP, Washington County.....	784	758	2	4	1	0	0	19	5
Granville town, Addison County.....	298	287	0	3	2	0	1	5	4
Greensboro CDP, Orleans County.....	109	109	0	0	0	0	0	0	0
Greensboro town, Orleans County.....	762	737	6	1	2	0	1	15	10
Greensboro Bend CDP, Orleans County.....	232	227	4	0	0	0	0	1	1
Groton CDP, Caledonia County.....	437	430	0	0	1	0	0	6	1
Groton town, Caledonia County.....	1,022	998	1	1	1	0	5	16	11

Table 4.

Race and Hispanic or Latino Origin: 2010—Con.

[For information on confidentiality protection, nonsampling error, and definitions, see Selected Appendixes at <www.census.gov/prod/cen2010/cph-1-a.pdf>]

Not Hispanic or Latino								State County Place and County Subdivision
Total	One race						Two or More Races	
	White	Black or African American	American Indian and Alaska Native	Asian	Native Hawaiian and Other Pacific Islander	Some Other Race		
PLACE AND COUNTY SUBDIVISION—Con.								
1,594	1,556	6	1	19	0	0	12	Calais town, Washington County
236	225	1	1	0	2	0	7	Cambridge village, Lamoille County
3,625	3,533	13	9	13	2	0	55	Cambridge town, Lamoille County
389	385	0	0	2	0	0	2	Canaan CDP, Essex County
962	939	1	5	6	0	0	11	Canaan town, Essex County
1,449	1,412	9	2	11	0	0	15	Castleton CDP, Rutland County
4,657	4,572	16	7	24	0	2	36	Castleton town, Rutland County
177	166	0	0	4	0	0	7	Cavendish CDP, Windsor County
1,345	1,302	9	2	11	0	0	21	Cavendish town, Windsor County
1,004	965	1	11	1	0	2	24	Charleston town, Orleans County
3,683	3,600	16	3	29	3	5	27	Charlotte town, Chittenden County
1,219	1,179	8	2	2	0	0	28	Chelsea town, Orange County
989	970	0	7	4	0	0	8	Chester CDP, Windsor County
3,119	3,053	7	16	15	0	0	28	Chester town, Windsor County
1,236	1,214	1	3	11	0	0	7	Chittenden town, Rutland County
2,561	2,490	10	3	29	0	1	28	Clarendon town, Rutland County
16,797	15,960	200	42	358	5	5	227	Colchester town, Chittenden County
265	259	0	2	1	0	0	3	Concord CDP, Essex County
1,222	1,180	1	8	6	0	0	27	Concord town, Essex County
1,355	1,314	5	6	2	0	0	28	Corinth town, Orange County
1,172	1,150	4	1	5	0	0	12	Cornwall town, Addison County
95	93	0	0	0	0	0	2	Coventry CDP, Orleans County
1,072	1,042	1	10	0	0	0	19	Coventry town, Orleans County
1,182	1,158	3	0	5	1	4	11	Craftsbury town, Orleans County
1,303	1,283	0	0	3	0	2	15	Danby town, Rutland County
380	371	2	0	2	0	0	5	Danville CDP, Caledonia County
2,186	2,141	6	1	10	0	2	26	Danville town, Caledonia County
4,587	4,486	19	10	14	1	0	57	Derby town, Orleans County
597	591	2	2	0	0	0	2	Derby Center village, Orleans County
661	643	9	0	6	0	0	3	Derby Line village, Orleans County
246	246	0	0	0	0	0	0	Dorset CDP, Bennington County
2,010	1,980	8	1	5	0	0	16	Dorset town, Bennington County
1,106	1,074	5	0	9	0	1	17	Dover town, Windham County
1,843	1,787	6	1	27	0	4	18	Dummerston town, Windham County
1,323	1,285	5	0	9	0	1	23	Duxbury town, Washington County
809	794	9	1	1	0	0	4	East Barre CDP, Washington County
132	130	0	1	1	0	0	0	East Burke CDP, Caledonia County
287	279	3	2	0	0	0	3	East Haven town, Essex County
416	408	1	0	2	0	0	5	East Middlebury CDP, Addison County
80	76	0	0	1	0	0	3	East Montpelier CDP, Washington County
2,535	2,454	18	8	13	0	0	42	East Montpelier town, Washington County
1,311	1,282	4	7	2	0	0	16	Eden town, Lamoille County
844	830	1	1	3	0	0	9	Elmore town, Lamoille County
2,745	2,655	11	28	5	0	0	46	Enosburg town, Franklin County
1,321	1,289	3	8	1	0	0	20	Enosburg Falls village, Franklin County
19,252	17,947	277	47	626	2	28	325	Essex town, Chittenden County
9,084	8,371	144	33	357	1	15	163	Essex Junction village, Chittenden County
4,228	4,145	15	13	22	1	0	32	Fairfax town, Franklin County
1,855	1,810	4	11	4	0	0	26	Fairfield town, Franklin County
2,698	2,638	7	5	12	1	1	34	Fair Haven town, Rutland County
2,237	2,185	5	5	9	1	1	31	Fair Haven CDP, Rutland County
188	185	0	0	0	0	0	3	Fairlee CDP, Orange County
969	954	1	1	3	0	0	10	Fairlee town, Orange County
1,338	1,310	2	0	5	1	0	20	Fayston town, Washington County
32	31	0	0	0	0	0	1	Ferdinand town, Essex County
2,727	2,645	17	4	19	3	0	39	Ferrisburgh town, Addison County
1,264	1,229	5	1	8	0	0	21	Fletcher town, Franklin County
1,395	1,365	2	12	0	1	0	15	Franklin town, Franklin County
4,471	4,379	9	13	28	2	2	38	Georgia town, Franklin County
8	8	0	0	0	0	0	0	Glastenbury town, Bennington County
301	288	3	0	1	0	0	9	Glover CDP, Orleans County
1,115	1,091	5	1	1	0	0	17	Glover town, Orleans County
161	159	1	1	0	0	0	0	Goshen town, Addison County
672	656	2	0	3	0	0	11	Grafton town, Windham County
88	84	1	0	0	0	0	3	Granby town, Essex County
2,044	1,997	11	12	5	0	0	19	Grand Isle town, Grand Isle County
779	755	1	4	1	0	0	18	Graniteville CDP, Washington County
294	284	0	3	2	0	0	5	Granville town, Addison County
109	109	0	0	0	0	0	0	Greensboro CDP, Orleans County
752	731	6	1	2	0	0	12	Greensboro town, Orleans County
231	226	4	0	0	0	0	1	Greensboro Bend CDP, Orleans County
436	430	0	0	1	0	0	5	Groton CDP, Caledonia County
1,011	990	0	0	1	0	5	15	Groton town, Caledonia County

Table 4.

Race and Hispanic or Latino Origin: 2010—Con.

[For information on confidentiality protection, nonsampling error, and definitions, see Selected Appendixes at <www.census.gov/prod/cen2010/cph-1-a.pdf>]

State County Place and County Subdivision	Total population	Race							Hispanic or Latino (of any race)
		One race						Two or More Races	
		White	Black or African American	American Indian and Alaska Native	Asian	Native Hawaiian and Other Pacific Islander	Some Other Race		
PLACE AND COUNTY SUBDIVISION—Con.									
Guildhall town, Essex County.....	261	259	0	0	1	0	0	1	3
Guilford town, Windham County.....	2,121	2,062	10	1	5	0	12	31	24
Halifax town, Windham County.....	728	710	4	2	1	0	0	11	6
Hancock town, Addison County.....	323	302	2	4	2	0	0	13	3
Hardwick CDP, Caledonia County.....	1,345	1,285	8	8	8	0	0	36	3
Hardwick town, Caledonia County.....	3,010	2,894	18	17	10	0	1	70	11
Hartford town, Windsor County.....	9,952	9,448	82	30	175	3	25	189	116
Hartland CDP, Windsor County.....	380	371	0	0	1	1	0	7	6
Hartland town, Windsor County.....	3,393	3,317	7	1	14	2	9	43	45
Highgate town, Franklin County.....	3,535	3,293	6	97	12	1	6	120	15
Hinesburg town, Chittenden County.....	4,396	4,231	17	13	32	5	10	88	58
Hinesburg CDP, Chittenden County.....	658	629	3	2	3	4	2	15	18
Holland town, Orleans County.....	629	612	5	4	0	0	2	6	5
Hubbardton town, Rutland County.....	706	688	2	0	1	1	0	14	10
Huntington town, Chittenden County.....	1,938	1,875	11	3	16	0	0	33	12
Hyde Park village, Lamoille County.....	462	439	5	1	4	0	6	7	1
Hyde Park town, Lamoille County.....	2,954	2,839	24	12	11	0	18	50	31
Ira town, Rutland County.....	432	426	1	2	0	0	1	2	3
Irasburg CDP, Orleans County.....	163	156	3	0	0	0	0	4	1
Irasburg town, Orleans County.....	1,163	1,122	6	2	4	1	6	22	10
Island Pond CDP, Essex County.....	821	789	4	9	4	0	1	14	4
Isle La Motte town, Grand Isle County.....	471	436	4	4	2	1	3	21	4
Jacksonville village, Windham County.....	223	216	0	2	0	1	0	4	2
Jamaica town, Windham County.....	1,035	986	6	6	4	0	3	30	17
Jay town, Orleans County.....	521	505	3	4	3	0	0	6	3
Jeffersonville village, Lamoille County.....	729	707	4	1	3	0	0	16	3
Jericho village, Chittenden County.....	1,329	1,277	13	4	4	0	7	24	25
Jericho town, Chittenden County.....	5,009	4,877	32	9	29	0	15	47	72
Johnson village, Lamoille County.....	1,443	1,343	26	5	14	1	14	40	24
Johnson town, Lamoille County.....	3,446	3,264	44	23	22	1	18	74	48
Killington town, Rutland County.....	811	779	1	7	9	0	7	8	13
Kirby town, Caledonia County.....	493	481	1	1	1	0	0	9	5
Landgrove town, Bennington County.....	158	156	0	0	0	0	0	2	1
Leicester town, Addison County.....	1,100	1,070	6	6	2	0	0	16	10
Lemington town, Essex County.....	104	98	0	0	1	0	5	0	6
Lewis town, Essex County.....	0	0	0	0	0	0	0	0	0
Lincoln town, Addison County.....	1,271	1,244	6	5	2	0	1	13	5
Londonderry town, Windham County.....	1,769	1,733	6	1	13	0	0	16	18
Lowell CDP, Orleans County.....	228	225	0	1	0	0	1	1	2
Lowell town, Orleans County.....	879	839	5	7	4	0	6	18	12
Ludlow village, Windsor County.....	811	778	4	3	9	1	0	16	7
Ludlow town, Windsor County.....	1,963	1,895	4	8	16	1	0	39	15
Lunenburg town, Essex County.....	1,302	1,274	4	8	3	0	2	11	12
Lyndon town, Caledonia County.....	5,981	5,711	35	21	116	0	19	79	76
Lyndonville village, Caledonia County.....	1,207	1,150	9	4	16	0	6	22	25
Maidstone town, Essex County.....	208	205	0	2	1	0	0	0	0
Manchester village, Bennington County.....	749	710	1	0	30	0	2	6	11
Manchester town, Bennington County.....	4,391	4,229	61	9	51	0	8	33	67
Manchester Center CDP, Bennington County.....	2,120	2,033	46	9	15	0	4	13	36
Marlboro town, Windham County.....	1,078	1,031	14	5	10	3	4	11	23
Marshfield village, Washington County.....	273	261	0	1	3	0	0	8	5
Marshfield town, Washington County.....	1,588	1,523	11	6	7	0	6	35	22
Mendon town, Rutland County.....	1,059	1,015	10	0	13	0	1	20	12
Middlebury CDP, Addison County.....	6,588	5,825	111	10	342	1	62	237	235
Middlebury town, Addison County.....	8,496	7,676	114	15	367	1	66	257	258
Middlesex town, Washington County.....	1,731	1,679	8	1	11	0	1	31	15
Middletown Springs town, Rutland County.....	745	734	3	0	3	0	0	5	3
Milton CDP, Chittenden County.....	1,861	1,810	24	5	2	0	2	18	13
Milton town, Chittenden County.....	10,352	10,029	68	33	57	2	8	155	68
Monkton town, Addison County.....	1,980	1,928	9	2	11	0	7	23	25
Montgomery town, Franklin County.....	1,201	1,160	1	6	2	0	1	31	24
Montpelier city, Washington County.....	7,855	7,362	79	23	171	2	34	184	166
Moretown town, Washington County.....	1,658	1,608	7	7	19	0	7	10	27
Morgan town, Orleans County.....	749	733	0	3	3	0	3	7	7
Morristown town, Lamoille County.....	5,227	5,045	36	15	32	0	19	80	75
Morrisville village, Lamoille County.....	1,958	1,884	13	8	18	0	8	27	39
Mount Holly town, Rutland County.....	1,237	1,213	6	0	2	0	1	15	10
Mount Tabor town, Rutland County.....	255	252	0	2	0	0	0	1	2
Newark town, Caledonia County.....	581	570	0	2	0	0	0	9	0
Newbury village, Orange County.....	365	357	0	1	1	0	0	6	4
Newbury town, Orange County.....	2,216	2,142	4	7	16	1	10	36	21
Newfane village, Windham County.....	118	116	1	0	1	0	0	0	1

Table 4.

Race and Hispanic or Latino Origin: 2010—Con.

[For information on confidentiality protection, nonsampling error, and definitions, see Selected Appendixes at <www.census.gov/prod/cen2010/cph-1-a.pdf>]

Not Hispanic or Latino									State County Place and County Subdivision
Total	One race						Two or More Races	PLACE AND COUNTY SUBDIVISION—Con.	
	White	Black or African American	American Indian and Alaska Native	Asian	Native Hawaiian and Other Pacific Islander	Some Other Race			
258	256	0	0	1	0	0	1	Guildhall town, Essex County	
2,097	2,053	10	1	4	0	3	26	Guilford town, Windham County	
722	705	4	1	1	0	0	11	Halifax town, Windham County	
320	300	2	4	2	0	0	12	Hancock town, Addison County	
1,342	1,282	8	8	8	0	0	36	Hardwick CDP, Caledonia County	
2,999	2,884	18	17	10	0	1	69	Hardwick town, Caledonia County	
9,836	9,390	77	28	175	2	5	159	Hartford town, Windsor County	
374	365	0	0	1	1	0	7	Hartland CDP, Windsor County	
3,348	3,289	5	1	14	2	0	37	Hartland town, Windsor County	
3,520	3,289	6	96	12	1	0	116	Highgate town, Franklin County	
4,338	4,191	15	10	32	1	6	83	Hinesburg town, Chittenden County	
640	618	1	2	3	0	1	15	Hinesburg CDP, Chittenden County	
624	609	5	4	0	0	0	6	Holland town, Orleans County	
696	679	1	0	1	1	0	14	Hubbardton town, Rutland County	
1,926	1,867	11	2	16	0	0	30	Huntington town, Chittenden County	
461	438	5	1	4	0	6	7	Hyde Park village, Lamoille County	
2,923	2,823	22	12	11	0	7	48	Hyde Park town, Lamoille County	
429	424	1	2	0	0	0	2	Ira town, Rutland County	
162	155	3	0	0	0	0	4	Irasburg CDP, Orleans County	
1,153	1,115	5	2	4	1	4	22	Irasburg town, Orleans County	
817	788	4	9	4	0	1	11	Island Pond CDP, Essex County	
467	435	4	4	2	1	0	21	Isle La Motte town, Grand Isle County	
221	214	0	2	0	1	0	4	Jacksonville village, Windham County	
1,018	973	6	6	4	0	2	27	Jamaica town, Windham County	
518	502	3	4	3	0	0	6	Jay town, Orleans County	
726	703	4	1	3	0	0	15	Jeffersonville village, Lamoille County	
1,304	1,258	12	4	4	0	3	23	Jericho village, Chittenden County	
4,937	4,823	30	9	29	0	3	43	Jericho town, Chittenden County	
1,419	1,330	24	3	14	1	10	37	Johnson village, Lamoille County	
3,398	3,234	42	21	21	1	11	68	Johnson town, Lamoille County	
798	769	1	5	9	0	6	8	Killington town, Rutland County	
488	477	0	1	1	0	0	9	Kirby town, Caledonia County	
157	155	0	0	0	0	0	2	Landgrove town, Bennington County	
1,090	1,064	6	6	2	0	0	12	Leicester town, Addison County	
98	97	0	0	1	0	0	0	Lemington town, Essex County	
0	0	0	0	0	0	0	0	Lewis town, Essex County	
1,266	1,239	6	5	2	0	1	13	Lincoln town, Addison County	
1,751	1,718	6	1	12	0	0	14	Londonderry town, Windham County	
226	224	0	1	0	0	0	1	Lowell CDP, Orleans County	
867	832	5	7	4	0	1	18	Lowell town, Orleans County	
804	773	4	3	8	1	0	15	Ludlow village, Windsor County	
1,948	1,883	4	8	15	1	0	37	Ludlow town, Windsor County	
1,290	1,265	4	8	3	0	0	10	Lunenburg town, Essex County	
5,905	5,655	35	20	116	0	6	73	Lyndon town, Caledonia County	
1,182	1,134	9	4	16	0	0	19	Lyndonville village, Caledonia County	
208	205	0	2	1	0	0	0	Maidstone town, Essex County	
738	704	1	0	30	0	0	3	Manchester village, Bennington County	
4,324	4,177	60	4	51	0	2	30	Manchester town, Bennington County	
2,084	2,005	45	4	15	0	2	13	Manchester Center CDP, Bennington County	
1,055	1,016	11	5	10	2	0	11	Marlboro town, Windham County	
268	256	0	1	3	0	0	8	Marshfield village, Washington County	
1,566	1,507	10	4	7	0	5	33	Marshfield town, Washington County	
1,047	1,005	10	0	13	0	1	18	Mendon town, Rutland County	
6,353	5,677	103	8	340	0	13	212	Middlebury CDP, Addison County	
8,238	7,509	106	13	365	0	13	232	Middlebury town, Addison County	
1,716	1,669	8	0	11	0	1	27	Middlesex town, Washington County	
742	732	3	0	3	0	0	4	Middletown Springs town, Rutland County	
1,848	1,799	24	5	2	0	0	18	Milton CDP, Chittenden County	
10,284	9,976	68	31	57	2	2	148	Milton town, Chittenden County	
1,955	1,916	9	1	11	0	3	15	Monkton town, Addison County	
1,177	1,138	1	6	2	0	0	30	Montgomery town, Franklin County	
7,689	7,249	74	18	168	2	9	169	Montpelier city, Washington County	
1,631	1,588	7	6	19	0	1	10	Moretown town, Washington County	
742	729	0	3	3	0	0	7	Morgan town, Orleans County	
5,152	4,991	36	13	32	0	3	77	Morristown town, Lamoille County	
1,919	1,856	13	7	18	0	0	25	Morrisville village, Lamoille County	
1,227	1,205	6	0	2	0	0	14	Mount Holly town, Rutland County	
253	250	0	2	0	0	0	1	Mount Tabor town, Rutland County	
581	570	0	2	0	0	0	9	Newark town, Caledonia County	
361	354	0	1	1	0	0	5	Newbury village, Orange County	
2,195	2,131	4	6	16	1	7	30	Newbury town, Orange County	
117	116	0	0	1	0	0	0	Newfane village, Windham County	

Table 4.

Race and Hispanic or Latino Origin: 2010—Con.

[For information on confidentiality protection, nonsampling error, and definitions, see Selected Appendixes at <www.census.gov/prod/cen2010/cph-1-a.pdf>]

State County Place and County Subdivision	Total population	Race							Two or More Races	Hispanic or Latino (of any race)
		One race								
		White	Black or African American	American Indian and Alaska Native	Asian	Native Hawaiian and Other Pacific Islander	Some Other Race			
PLACE AND COUNTY SUBDIVISION—Con.										
Newfane town, Windham County.....	1,726	1,666	9	8	6	0	11	26	19	
New Haven town, Addison County.....	1,727	1,687	5	1	4	1	12	17	22	
Newport city, Orleans County.....	4,589	4,344	67	41	26	5	17	89	83	
Newport town, Orleans County.....	1,594	1,573	2	2	1	0	1	15	8	
Newport Center CDP, Orleans County.....	274	273	0	0	0	0	0	1	2	
North Bennington village, Bennington County.....	1,643	1,531	38	4	20	0	12	38	33	
Northfield village, Washington County.....	2,101	1,991	28	10	11	0	4	57	32	
Northfield town, Washington County.....	6,207	5,863	79	17	62	1	39	146	169	
North Hartland CDP, Windsor County.....	302	295	3	0	2	0	0	2	5	
North Hero town, Grand Isle County.....	803	774	0	6	2	2	3	16	13	
North Springfield CDP, Windsor County.....	573	553	0	1	8	0	0	11	9	
North Troy village, Orleans County.....	620	604	0	6	0	0	3	7	6	
North Westminster village, Windham County	247	238	2	0	4	0	2	1	5	
Norton town, Essex County.....	169	167	0	0	0	0	0	2	1	
Norwich CDP, Windsor County.....	878	795	6	1	31	1	2	42	10	
Norwich town, Windsor County.....	3,414	3,212	26	3	86	1	16	70	41	
Old Bennington village, Bennington County.	139	136	0	0	1	0	2	0	3	
Orange town, Orange County.....	1,072	1,055	3	4	3	0	3	4	7	
Orleans village, Orleans County.....	818	769	12	2	4	0	0	31	17	
Orwell town, Addison County.....	1,250	1,221	3	6	8	0	4	8	6	
Panton town, Addison County.....	677	662	1	3	4	0	0	7	17	
Pawlet town, Rutland County.....	1,477	1,431	7	2	3	0	4	30	24	
Peacham town, Caledonia County.....	732	717	3	4	0	0	1	7	3	
Perkinsville village, Windsor County.....	130	126	1	2	1	0	0	0	2	
Peru town, Bennington County.....	375	356	0	0	3	0	1	15	5	
Pittsfield town, Rutland County.....	546	536	2	0	5	0	1	2	5	
Pittsford CDP, Rutland County.....	740	721	2	6	0	0	2	9	4	
Pittsford town, Rutland County.....	2,991	2,904	11	19	16	0	2	39	23	
Plainfield CDP, Washington County.....	401	385	1	5	1	0	0	9	4	
Plainfield town, Washington County.....	1,243	1,195	9	9	2	0	0	28	14	
Plymouth town, Windsor County.....	619	608	2	3	2	0	0	4	0	
Pomfret town, Windsor County.....	904	885	1	2	7	0	1	8	12	
Poultney village, Rutland County.....	1,612	1,516	35	1	17	1	15	27	36	
Poultney town, Rutland County.....	3,432	3,289	44	7	24	1	18	49	53	
Pownal town, Bennington County.....	3,527	3,452	12	16	10	0	8	29	34	
Proctor town, Rutland County.....	1,741	1,710	2	0	1	2	1	25	12	
Proctorsville CDP, Windsor County.....	454	441	7	0	2	0	0	4	12	
Putney CDP, Windham County.....	523	499	5	1	2	0	3	13	2	
Putney town, Windham County.....	2,702	2,568	40	4	16	2	17	55	77	
Quechee CDP, Windsor County.....	656	621	16	1	5	0	4	9	7	
Randolph CDP, Orange County.....	1,974	1,909	8	11	13	0	7	26	27	
Randolph town, Orange County.....	4,778	4,628	24	13	39	0	13	61	54	
Reading town, Windsor County.....	666	660	0	0	2	0	0	4	4	
Readsboro CDP, Bennington County.....	321	317	2	0	0	0	0	2	0	
Readsboro town, Bennington County.....	763	757	2	0	1	0	0	3	5	
Richford CDP, Franklin County.....	1,361	1,283	10	13	6	0	2	47	14	
Richford town, Franklin County.....	2,308	2,196	12	21	8	1	2	68	16	
Richmond CDP, Chittenden County.....	723	697	2	1	3	0	3	17	12	
Richmond town, Chittenden County.....	4,081	3,960	13	5	23	0	6	74	38	
Ripton town, Addison County.....	588	567	0	2	4	0	1	14	7	
Rochester CDP, Windsor County.....	299	295	0	0	2	0	0	2	7	
Rochester town, Windsor County.....	1,139	1,101	4	5	7	0	0	22	27	
Rockingham town, Windham County.....	5,282	5,025	32	12	38	6	24	145	93	
Roxbury town, Washington County.....	691	674	2	1	1	0	1	12	6	
Royalton town, Windsor County.....	2,773	2,646	25	11	32	2	11	46	41	
Rupert town, Bennington County.....	714	692	2	3	1	0	4	12	11	
Rutland city, Rutland County.....	16,495	15,822	135	52	127	4	63	292	250	
Rutland town, Rutland County.....	4,054	3,968	16	5	32	1	6	26	37	
Ryegate town, Caledonia County.....	1,174	1,143	6	3	2	1	3	16	8	
St. Albans city, Franklin County.....	6,918	6,518	55	67	64	6	22	186	123	
St. Albans town, Franklin County.....	5,999	5,751	49	41	27	0	16	115	75	
St. George town, Chittenden County.....	674	657	2	8	0	0	0	7	3	
St. Johnsbury CDP, Caledonia County.....	6,193	5,905	56	41	81	0	26	84	109	
St. Johnsbury town, Caledonia County.....	7,603	7,271	59	51	89	0	28	105	114	
Salisbury town, Addison County.....	1,136	1,114	0	4	7	0	4	7	10	
Sandgate town, Bennington County.....	405	381	3	0	11	0	2	8	10	
Saxtons River village, Windham County.....	565	537	2	0	9	0	3	14	14	
Searsburg town, Bennington County.....	109	106	0	0	1	0	0	2	1	
Shafsbury town, Bennington County.....	3,590	3,478	13	3	22	1	15	58	41	
Sharon town, Windsor County.....	1,502	1,450	14	6	11	0	1	20	18	
Sheffield town, Caledonia County.....	703	692	1	2	0	0	0	8	1	
Shelburne CDP, Chittenden County.....	592	568	4	2	7	0	0	11	10	

Table 4.

Race and Hispanic or Latino Origin: 2010—Con.

[For information on confidentiality protection, nonsampling error, and definitions, see Selected Appendixes at <www.census.gov/prod/cen2010/cph-1-a.pdf>]

Not Hispanic or Latino								State County Place and County Subdivision
Total	One race						Two or More Races	
	White	Black or African American	American Indian and Alaska Native	Asian	Native Hawaiian and Other Pacific Islander	Some Other Race		
PLACE AND COUNTY SUBDIVISION—Con.								
1,707	1,657	8	7	6	0	5	24	Newfane town, Windham County
1,705	1,677	5	1	4	1	2	15	New Haven town, Addison County
4,506	4,290	61	38	23	5	5	84	Newport city, Orleans County
1,586	1,567	2	2	1	0	0	14	Newport town, Orleans County
272	271	0	0	0	0	0	1	Newport Center CDP, Orleans County
1,610	1,512	37	4	20	0	2	35	North Bennington village, Bennington County
2,069	1,972	26	8	11	0	2	50	Northfield village, Washington County
6,038	5,757	70	14	60	1	5	131	Northfield town, Washington County
297	291	2	0	2	0	0	2	North Hartland CDP, Windsor County
790	763	0	5	2	2	3	15	North Hero town, Grand Isle County
564	547	0	0	8	0	0	9	North Springfield CDP, Windsor County
614	602	0	6	0	0	0	6	North Troy village, Orleans County
242	235	2	0	4	0	0	1	North Westminster village, Windham County
168	167	0	0	0	0	0	1	Norton town, Essex County
868	787	5	1	31	1	2	41	Norwich CDP, Windsor County
3,373	3,179	25	3	86	1	12	67	Norwich town, Windsor County
136	133	0	0	1	0	2	0	Old Bennington village, Bennington County
1,065	1,052	3	4	3	0	0	3	Orange town, Orange County
801	762	12	1	4	0	0	22	Orleans village, Orleans County
1,244	1,217	3	6	8	0	2	8	Orwell town, Addison County
660	645	1	3	4	0	0	7	Panton town, Addison County
1,453	1,418	7	0	3	0	2	23	Pawlet town, Rutland County
729	714	3	4	0	0	1	7	Peacham town, Caledonia County
128	124	1	2	1	0	0	0	Perkinsville village, Windsor County
370	352	0	0	3	0	0	15	Peru town, Bennington County
541	532	2	0	5	0	0	2	Pittsfield town, Rutland County
736	721	2	4	0	0	1	8	Pittsford CDP, Rutland County
2,968	2,886	11	17	16	0	1	37	Pittsford town, Rutland County
397	383	1	4	1	0	0	8	Plainfield CDP, Washington County
1,229	1,186	7	7	2	0	0	27	Plainfield town, Washington County
619	608	2	3	2	0	0	4	Plymouth town, Windsor County
892	875	1	2	7	0	0	7	Pomfret town, Windsor County
1,576	1,502	33	1	17	1	0	22	Poultney village, Rutland County
3,379	3,261	42	6	24	1	1	44	Poultney town, Rutland County
3,493	3,433	11	8	10	0	3	28	Pownal town, Bennington County
1,729	1,700	2	0	1	2	0	24	Proctor town, Rutland County
442	429	7	0	2	0	0	4	Proctorsville CDP, Windsor County
521	498	5	1	2	0	2	13	Putney CDP, Windham County
2,625	2,514	37	4	16	2	4	48	Putney town, Windham County
649	621	14	1	5	0	0	8	Quechee CDP, Windsor County
1,947	1,889	7	11	13	0	1	26	Randolph CDP, Orange County
4,724	4,590	23	13	39	0	1	58	Randolph town, Orange County
662	657	0	0	2	0	0	3	Reading town, Windsor County
321	317	2	0	0	0	0	2	Readsboro CDP, Bennington County
758	752	2	0	1	0	0	3	Readsboro town, Bennington County
1,347	1,271	10	13	6	0	0	47	Richford CDP, Franklin County
2,292	2,183	12	20	8	1	0	68	Richford town, Franklin County
711	689	2	1	3	0	0	16	Richmond CDP, Chittenden County
4,043	3,937	11	4	22	0	0	69	Richmond town, Chittenden County
581	564	0	1	4	0	0	12	Ripton town, Addison County
292	288	0	0	2	0	0	2	Rochester CDP, Windsor County
1,112	1,078	2	5	7	0	0	20	Rochester town, Windsor County
5,189	4,971	31	12	38	6	3	128	Rockingham town, Windham County
685	669	2	1	1	0	0	12	Roxbury town, Washington County
2,732	2,618	25	11	31	2	2	43	Royalton town, Windsor County
703	687	2	3	1	0	0	10	Rupert town, Bennington County
16,245	15,670	128	45	127	4	11	260	Rutland city, Rutland County
4,017	3,941	16	5	32	0	0	23	Rutland town, Rutland County
1,166	1,140	4	2	2	1	1	16	Ryegate town, Caledonia County
6,795	6,430	52	67	64	3	6	173	St. Albans city, Franklin County
5,924	5,701	47	40	27	0	4	105	St. Albans town, Franklin County
671	654	2	8	0	0	0	7	St. George town, Chittenden County
6,084	5,824	51	37	81	0	8	83	St. Johnsbury CDP, Caledonia County
7,489	7,187	54	47	89	0	8	104	St. Johnsbury town, Caledonia County
1,126	1,107	0	4	7	0	1	7	Salisbury town, Addison County
395	376	3	0	11	0	2	3	Sandgate town, Bennington County
551	525	2	0	9	0	1	14	Saxtons River village, Windham County
108	105	0	0	1	0	0	2	Searsburg town, Bennington County
3,549	3,457	13	2	21	0	0	56	Shaftsbury town, Bennington County
1,484	1,435	13	6	11	0	1	18	Sharon town, Windsor County
702	692	0	2	0	0	0	8	Sheffield town, Caledonia County
582	558	4	2	7	0	0	11	Shelburne CDP, Chittenden County

Table 4.

Race and Hispanic or Latino Origin: 2010—Con.

[For information on confidentiality protection, nonsampling error, and definitions, see Selected Appendixes at <www.census.gov/prod/cen2010/cph-1-a.pdf>]

State County Place and County Subdivision	Total population	Race							Hispanic or Latino (of any race)
		One race						Two or More Races	
		White	Black or African American	American Indian and Alaska Native	Asian	Native Hawaiian and Other Pacific Islander	Some Other Race		
PLACE AND COUNTY SUBDIVISION—Con.									
Shelburne town, Chittenden County.....	7,144	6,896	48	13	95	1	15	76	105
Sheldon town, Franklin County.....	2,190	2,105	11	11	5	0	10	48	23
Shoreham town, Addison County.....	1,265	1,226	8	3	4	0	16	8	31
Shrewsbury town, Rutland County.....	1,056	1,038	2	2	5	0	0	9	7
Somerset town, Windham County.....	3	3	0	0	0	0	0	0	0
South Barre CDP, Washington County.....	1,219	1,190	4	0	4	0	0	21	24
South Burlington city, Chittenden County.....	17,904	16,116	348	35	969	6	65	365	336
South Hero town, Grand Isle County.....	1,631	1,573	5	10	9	1	2	31	18
South Royalton CDP, Windsor County.....	694	625	18	5	22	1	2	21	8
South Shafsbury CDP, Bennington County.....	683	665	3	0	3	1	0	11	2
Springfield CDP, Windsor County.....	3,979	3,810	23	5	32	0	22	87	61
Springfield town, Windsor County.....	9,373	8,989	75	19	69	1	44	176	149
Stamford town, Bennington County.....	824	806	1	1	0	1	1	14	9
Stannard town, Caledonia County.....	216	209	5	0	1	0	0	1	5
Starksboro town, Addison County.....	1,777	1,731	2	1	14	0	4	25	10
Stockbridge town, Windsor County.....	736	718	2	3	4	0	0	9	3
Stowe CDP, Lamoille County.....	495	473	4	2	10	0	2	4	13
Stowe town, Lamoille County.....	4,314	4,199	20	8	37	0	12	38	91
Stratford town, Orange County.....	1,098	1,065	2	1	2	0	6	22	16
Stratton town, Windham County.....	216	213	0	1	0	1	0	1	0
Sudbury town, Rutland County.....	560	554	1	1	1	0	1	2	1
Sunderland town, Bennington County.....	956	926	2	0	3	0	2	23	19
Sutton town, Caledonia County.....	1,029	996	1	2	0	0	6	24	17
Swanton village, Franklin County.....	2,386	2,207	6	68	13	0	8	84	18
Swanton town, Franklin County.....	6,427	6,001	19	158	31	0	23	195	63
Thetford town, Orange County.....	2,588	2,502	15	10	19	0	1	41	27
Tinmouth town, Rutland County.....	613	585	4	5	3	0	0	16	3
Topsham town, Orange County.....	1,173	1,139	3	6	2	1	0	22	3
Townshend town, Windham County.....	1,232	1,193	7	2	8	0	3	19	25
Troy CDP, Orleans County.....	243	238	0	1	0	0	0	4	0
Troy town, Orleans County.....	1,662	1,625	1	8	4	0	10	14	16
Tunbridge town, Orange County.....	1,284	1,258	9	5	2	0	1	9	5
Underhill town, Chittenden County.....	3,016	2,937	12	5	18	0	0	44	24
Vergennes city, Addison County.....	2,588	2,402	78	7	23	0	18	60	67
Vernon town, Windham County.....	2,206	2,132	13	5	11	0	16	29	49
Vershire town, Orange County.....	730	674	11	1	5	0	1	38	9
Victory town, Essex County.....	62	59	0	0	0	0	0	3	0
Waitsfield CDP, Washington County.....	164	162	0	0	0	0	1	1	1
Waitsfield town, Washington County.....	1,719	1,668	4	6	15	1	6	19	20
Walden town, Caledonia County.....	935	907	5	4	5	0	3	11	13
Wallingford CDP, Rutland County.....	830	820	0	0	2	0	0	8	8
Wallingford town, Rutland County.....	2,079	2,046	4	2	7	0	0	20	13
Waltham town, Addison County.....	486	476	2	6	2	0	0	0	5
Wardsboro town, Windham County.....	900	878	11	0	0	1	0	10	5
Warner's grant, Essex County.....	0	0	0	0	0	0	0	0	0
Warren town, Washington County.....	1,705	1,655	6	5	6	2	5	26	24
Warren's gore, Essex County.....	4	4	0	0	0	0	0	0	0
Washington town, Orange County.....	1,039	1,015	4	3	3	0	3	11	7
Waterbury village, Washington County.....	1,763	1,691	12	8	21	0	7	24	20
Waterbury town, Washington County.....	5,064	4,889	20	11	47	2	16	79	49
Waterford town, Caledonia County.....	1,280	1,259	9	2	4	0	2	4	12
Waterville town, Lamoille County.....	673	659	1	5	1	0	0	7	2
Weathersfield town, Windsor County.....	2,825	2,766	5	7	12	0	5	30	32
Websterville CDP, Washington County.....	550	540	2	1	0	0	0	7	17
Wells CDP, Rutland County.....	397	386	1	0	2	0	1	7	9
Wells town, Rutland County.....	1,150	1,128	3	1	5	0	2	11	11
Wells River village, Orange County.....	399	363	1	4	12	0	5	14	9
West Brattleboro CDP, Windham County.....	2,740	2,570	26	8	38	3	13	82	64
West Burke village, Caledonia County.....	343	337	1	0	0	0	0	5	5
West Fairlee town, Orange County.....	652	633	1	3	1	0	5	9	5
Westfield town, Orleans County.....	536	519	2	0	2	0	1	12	2
Westford town, Chittenden County.....	2,029	1,973	7	8	7	0	4	30	17
West Haven town, Rutland County.....	264	256	1	1	0	0	0	6	1
Westminster village, Windham County.....	291	290	0	0	1	0	0	0	3
Westminster town, Windham County.....	3,178	3,051	16	17	21	0	14	59	49
Westmore town, Orleans County.....	350	344	0	0	2	0	0	4	0
Weston town, Windsor County.....	566	555	2	0	4	0	0	5	1
West Rutland town, Rutland County.....	2,326	2,260	19	8	12	0	3	24	19
West Rutland CDP, Rutland County.....	2,024	1,975	11	8	11	0	0	19	15
West Windsor town, Windsor County.....	1,099	1,082	0	1	4	0	3	9	8
Weybridge town, Addison County.....	833	806	9	2	4	1	0	11	13
Wheelock town, Caledonia County.....	811	781	0	5	2	0	11	12	4
White River Junction CDP, Windsor County.....	2,286	2,146	18	15	44	2	6	55	44

Table 4.

Race and Hispanic or Latino Origin: 2010—Con.

[For information on confidentiality protection, nonsampling error, and definitions, see Selected Appendixes at <www.census.gov/prod/cen2010/cph-1-a.pdf>]

Not Hispanic or Latino									State County Place and County Subdivision
Total	One race						Two or More Races	PLACE AND COUNTY SUBDIVISION—Con.	
	White	Black or African American	American Indian and Alaska Native	Asian	Native Hawaiian and Other Pacific Islander	Some Other Race			
7,039	6,817	48	13	95	0	6	60		Shelburne town, Chittenden County
2,167	2,096	11	11	5	0	0	44	Sheldon town, Franklin County	
1,234	1,211	8	3	4	0	0	8	Shoreham town, Addison County	
1,049	1,031	2	2	5	0	0	9	Shrewsbury town, Rutland County	
3	3	0	0	0	0	0	0	Somerset town, Windham County	
1,195	1,166	4	0	4	0	0	21	South Barre CDP, Washington County	
17,568	15,876	337	34	961	6	17	337	South Burlington city, Chittenden County	
1,613	1,564	5	10	9	1	0	24	South Hero town, Grand Isle County	
686	622	18	5	21	1	0	19	South Royalton CDP, Windsor County	
681	665	3	0	2	0	0	11	South Shaftsbury CDP, Bennington County	
3,918	3,775	23	5	31	0	9	75	Springfield CDP, Windsor County	
9,224	8,896	74	17	68	1	9	159	Springfield town, Windsor County	
815	799	1	1	0	1	0	13	Stamford town, Bennington County	
211	204	5	0	1	0	0	1	Stannard town, Caledonia County	
1,767	1,723	2	1	14	0	4	23	Starksboro town, Addison County	
733	715	2	3	4	0	0	9	Stockbridge town, Windsor County	
482	464	3	2	10	0	0	3	Stowe CDP, Lamoille County	
4,223	4,125	18	7	37	0	4	32	Stowe town, Lamoille County	
1,082	1,055	2	0	2	0	2	21	Stratford town, Orange County	
216	213	0	1	0	1	0	1	Stratton town, Windham County	
559	554	1	1	1	0	0	2	Sudbury town, Rutland County	
937	909	2	0	3	0	0	23	Sunderland town, Bennington County	
1,012	991	0	0	0	0	0	21	Sutton town, Caledonia County	
2,368	2,198	6	68	13	0	0	83	Swanton village, Franklin County	
6,364	5,971	19	155	31	0	0	188	Swanton town, Franklin County	
2,561	2,477	14	9	19	0	1	41	Thetford town, Orange County	
610	585	4	5	3	0	0	13	Tinmouth town, Rutland County	
1,170	1,137	3	5	2	1	0	22	Topsham town, Orange County	
1,207	1,177	6	1	8	0	1	14	Townshend town, Windham County	
243	238	0	1	0	0	0	4	Troy CDP, Orleans County	
1,646	1,620	1	8	4	0	0	13	Troy town, Orleans County	
1,279	1,253	9	5	2	0	1	9	Tunbridge town, Orange County	
2,992	2,914	12	5	18	0	0	43	Underhill town, Chittenden County	
2,521	2,365	74	7	23	0	1	51	Vergennes city, Addison County	
2,157	2,098	13	5	11	0	2	28	Vernon town, Windham County	
721	673	10	1	5	0	1	31	Vershire town, Orange County	
62	59	0	0	0	0	0	3	Victory town, Essex County	
163	161	0	0	0	0	1	1	Waitsfield CDP, Washington County	
1,699	1,654	4	5	14	1	3	18	Waitsfield town, Washington County	
922	899	3	4	5	0	1	10	Walden town, Caledonia County	
822	812	0	0	2	0	0	8	Wallingford CDP, Rutland County	
2,066	2,033	4	2	7	0	0	20	Wallingford town, Rutland County	
481	474	2	3	2	0	0	0	Waltham town, Addison County	
895	873	11	0	0	1	0	10	Wardsboro town, Windham County	
0	0	0	0	0	0	0	0	Warner's grant, Essex County	
1,681	1,637	6	4	6	2	2	24	Warren town, Washington County	
4	4	0	0	0	0	0	0	Warren's gore, Essex County	
1,032	1,012	4	1	3	0	1	11	Washington town, Orange County	
1,743	1,678	12	7	21	0	4	21	Waterbury village, Washington County	
5,015	4,856	20	9	47	2	9	72	Waterbury town, Washington County	
1,268	1,250	8	2	4	0	0	4	Waterford town, Caledonia County	
671	657	1	5	1	0	0	7	Waterville town, Lamoille County	
2,793	2,742	4	4	12	0	2	29	Weathersfield town, Windsor County	
533	525	2	1	0	0	0	5	Websterville CDP, Washington County	
388	380	1	0	2	0	0	5	Wells CDP, Rutland County	
1,139	1,121	3	1	5	0	0	9	Wells town, Rutland County	
390	361	1	4	12	0	2	10	Wells River village, Orange County	
2,676	2,543	21	8	38	2	1	63	West Brattleboro CDP, Windham County	
338	332	1	0	0	0	0	5	West Burke village, Caledonia County	
647	631	1	3	0	0	3	9	West Fairlee town, Orange County	
534	518	2	0	2	0	0	12	Westfield town, Orleans County	
2,012	1,961	5	7	7	0	2	30	Westford town, Chittenden County	
263	256	1	0	0	0	0	6	West Haven town, Rutland County	
288	287	0	0	1	0	0	0	Westminster village, Windham County	
3,129	3,019	13	17	21	0	3	56	Westminster town, Windham County	
350	344	0	0	2	0	0	4	Westmore town, Orleans County	
565	554	2	0	4	0	0	5	Weston town, Windsor County	
2,307	2,246	19	8	12	0	0	22	West Rutland town, Rutland County	
2,009	1,962	11	8	11	0	0	17	West Rutland CDP, Rutland County	
1,091	1,078	0	1	4	0	0	8	West Windsor town, Windsor County	
820	795	7	2	4	1	0	11	Weybridge town, Addison County	
807	778	0	5	2	0	10	12	Wheelock town, Caledonia County	
2,242	2,120	15	15	44	2	1	45	White River Junction CDP, Windsor County	

Table 4.

Race and Hispanic or Latino Origin: 2010—Con.

[For information on confidentiality protection, nonsampling error, and definitions, see Selected Appendixes at <www.census.gov/prod/cen2010/cph-1-a.pdf>]

State County Place and County Subdivision	Total population	Race							Hispanic or Latino (of any race)
		One race						Two or More Races	
		White	Black or African American	American Indian and Alaska Native	Asian	Native Hawaiian and Other Pacific Islander	Some Other Race		
PLACE AND COUNTY SUBDIVISION—Con.									
Whiting town, Addison County.....	419	403	3	1	1	0	4	7	8
Whitingham town, Windham County.....	1,357	1,329	4	2	1	1	4	16	8
Wilder CDP, Windsor County.....	1,690	1,577	6	3	45	0	4	55	18
Williamstown CDP, Orange County.....	1,162	1,142	4	0	3	0	3	10	24
Williamstown town, Orange County.....	3,389	3,315	6	5	17	0	7	39	48
Williston town, Chittenden County.....	8,698	8,314	87	16	170	0	17	94	127
Wilmington CDP, Windham County.....	463	454	1	1	1	0	0	6	7
Wilmington town, Windham County.....	1,876	1,842	4	5	12	2	1	10	29
Windham town, Windham County.....	419	407	3	0	1	0	0	8	4
Windsor town, Windsor County.....	3,553	3,395	30	15	22	1	11	79	61
Windsor CDP, Windsor County.....	2,066	1,974	10	11	11	1	3	56	37
Winhall town, Bennington County.....	769	740	8	3	9	0	0	9	4
Winooski city, Chittenden County.....	7,267	6,006	498	25	447	1	47	243	162
Wolcott town, Lamoille County.....	1,676	1,634	5	10	4	1	5	17	11
Woodbury town, Washington County.....	906	876	4	4	1	0	2	19	9
Woodford town, Bennington County.....	424	413	0	0	6	0	1	4	5
Woodstock village, Windsor County.....	900	885	4	3	4	0	1	3	9
Woodstock town, Windsor County.....	3,048	2,963	13	11	14	1	8	38	31
Worcester CDP, Washington County.....	112	107	2	3	0	0	0	0	1
Worcester town, Washington County.....	998	957	11	10	2	0	4	14	7

Table 4.

Race and Hispanic or Latino Origin: 2010—Con.

[For information on confidentiality protection, nonsampling error, and definitions, see Selected Appendixes at <www.census.gov/prod/cen2010/cph-1-a.pdf>]

Not Hispanic or Latino									State County Place and County Subdivision
Total	One race						Two or More Races	PLACE AND COUNTY SUBDIVISION—Con.	
	White	Black or African American	American Indian and Alaska Native	Asian	Native Hawaiian and Other Pacific Islander	Some Other Race			
411	399	3	1	1	0	0	7		Whiting town, Addison County
1,349	1,326	4	2	1	1	0	15	Whitingham town, Windham County	
1,672	1,567	6	2	45	0	1	51	Wilder CDP, Windsor County	
1,138	1,123	4	0	3	0	1	7	Williamstown CDP, Orange County	
3,341	3,278	6	5	17	0	2	33	Williamstown town, Orange County	
8,571	8,212	84	16	170	0	9	80	Williston town, Chittenden County	
456	447	1	1	1	0	0	6	Wilmington CDP, Windham County	
1,847	1,813	4	5	12	2	1	10	Wilmington town, Windham County	
415	406	2	0	1	0	0	6	Windham town, Windham County	
3,492	3,352	27	11	22	1	5	74	Windsor town, Windsor County	
2,029	1,947	8	8	11	1	1	53	Windsor CDP, Windsor County	
765	736	8	3	9	0	0	9	Winhall town, Bennington County	
7,105	5,923	476	25	446	1	16	218	Winooski city, Chittenden County	
1,665	1,628	5	10	4	0	1	17	Wolcott town, Lamoille County	
897	867	4	4	1	0	2	19	Woodbury town, Washington County	
419	411	0	0	5	0	0	3	Woodford town, Bennington County	
891	877	4	3	4	0	0	3	Woodstock village, Windsor County	
3,017	2,940	13	9	14	1	3	37	Woodstock town, Windsor County	
111	106	2	3	0	0	0	0	Worcester CDP, Washington County	
991	952	10	10	2	0	3	14	Worcester town, Washington County	

Table 5.
Population for Selected Categories of Race: 2010

[For information on confidentiality protection, nonsampling error, and definitions, see Selected Appendixes at <www.census.gov/prod/cen2010/cph-1-a.pdf>]

State County County Subdivision Place	Race in combination with one or more other races						Race alone or in combination with one or more other races					
	White	Black or African American	American Indian and Alaska Native	Asian	Native Hawaiian and Other Pacific Islander	Some Other Race	White	Black or African American	American Indian and Alaska Native	Asian	Native Hawaiian and Other Pacific Islander	Some Other Race
Vermont.....	10,296	3,066	5,172	2,516	305	819	606,588	9,343	7,379	10,463	465	2,924
Addison County.....	609	164	298	187	14	41	35,687	447	386	719	20	243
Addison town.....	13	3	10	0	0	0	1,355	4	10	6	0	9
Bridport town.....	9	3	2	3	1	0	1,188	6	4	10	1	18
Bristol town.....	63	7	48	12	0	3	3,827	16	51	40	0	27
Bristol CDP.....	36	4	24	11	0	3	1,981	11	26	26	0	25
Cornwall town.....	12	4	7	2	0	1	1,171	8	8	7	0	5
Ferrisburgh town.....	41	12	25	5	0	1	2,711	29	35	30	3	10
Goshen town.....	0	0	0	0	0	0	162	1	1	0	0	0
Granville town.....	5	1	4	0	0	0	292	1	7	2	0	1
Hancock town.....	13	1	11	0	0	1	315	3	15	2	0	1
Leicester town.....	14	2	4	9	2	3	1,084	8	10	11	2	3
Lincoln town.....	13	2	10	2	0	0	1,257	8	15	4	0	1
Middlebury town.....	250	64	68	126	6	18	7,926	178	83	493	7	84
East Middlebury CDP.....	5	1	3	1	0	0	418	2	3	3	0	4
Middlebury CDP.....	230	59	59	120	6	18	6,055	170	69	462	7	80
Monkton town.....	22	8	11	1	0	5	1,950	17	13	12	0	12
New Haven town.....	16	7	11	2	0	0	1,703	12	12	6	1	12
Orwell town.....	8	3	3	2	0	0	1,229	6	9	10	0	4
Panton town.....	7	1	1	5	0	0	669	2	4	9	0	0
Ripton town.....	13	2	10	2	0	2	580	2	12	6	0	3
Salisbury town.....	6	2	5	1	1	0	1,120	2	9	8	1	4
Shoreham town.....	8	6	4	0	0	0	1,234	14	7	4	0	16
Starksboro town.....	25	2	19	3	0	3	1,756	4	20	17	0	7
Vergennes city.....	54	28	34	10	3	4	2,456	106	41	33	3	22
Waltham town.....	0	0	0	0	0	0	476	2	6	2	0	0
Weybridge town.....	10	4	7	1	1	0	816	13	9	5	2	0
Whiting town.....	7	2	4	1	0	0	410	5	5	2	0	4
Bennington County.....	459	144	193	110	6	40	36,317	452	287	379	22	153
Arlington town.....	33	5	21	9	0	1	2,284	13	26	25	1	3
Arlington CDP (part).....	13	2	9	4	0	1	1,049	9	12	15	0	2
Bennington town.....	199	76	68	41	3	25	15,312	263	120	171	16	92
Bennington CDP.....	117	48	48	18	0	13	8,844	141	89	71	6	48
North Bennington village.....	38	11	7	13	1	7	1,569	49	11	33	1	19
Old Bennington village.....	0	0	0	0	0	0	136	0	0	1	0	2
Dorset town.....	19	2	5	10	0	2	2,013	11	7	15	0	4
Dorset CDP.....	0	0	0	0	0	0	249	0	0	0	0	0
Glastenbury town.....	0	0	0	0	0	0	8	0	0	0	0	0
Landgrove town.....	2	0	1	1	0	0	158	0	1	1	0	0
Manchester town.....	33	5	10	14	0	5	4,262	66	19	65	0	13
Manchester village.....	6	0	2	1	0	3	716	1	2	31	0	5
Manchester Center CDP.....	13	0	5	6	0	2	2,046	46	14	21	0	6
Peru town.....	15	2	10	3	0	0	371	2	10	6	0	1
Pownall town.....	29	14	12	2	0	1	3,481	26	28	12	0	9
Readsboro town.....	3	2	1	0	0	0	760	4	1	1	0	0
Readsboro CDP.....	2	1	1	0	0	0	319	3	1	0	0	0
Rupert town.....	10	0	9	3	0	2	702	2	12	4	0	6
Sandgate town.....	8	7	0	1	0	0	389	10	0	12	0	2
Searsburg town.....	2	0	1	1	0	0	108	0	1	2	0	0
Shaftsbury town.....	57	24	22	14	0	3	3,535	37	25	36	1	18
South Shaftsbury CDP.....	11	8	3	0	0	1	676	11	3	3	1	1
Stamford town.....	13	4	8	3	3	1	819	5	9	3	4	2
Sunderland town.....	23	2	16	5	0	0	949	4	16	8	0	2
Arlington CDP (part).....	4	0	1	3	0	0	138	1	1	4	0	1
Winhall town.....	9	0	6	3	0	0	749	8	9	12	0	0
Woodford town.....	4	1	3	0	0	0	417	1	3	6	0	1
Caledonia County.....	429	107	272	64	7	20	30,567	274	410	315	8	112
Barnet town.....	23	6	12	3	0	2	1,675	21	23	8	0	4
Barnet CDP.....	2	0	1	1	0	0	129	0	1	1	0	0
Burke town.....	19	10	8	5	1	2	1,729	12	19	10	1	7
East Burke CDP.....	0	0	0	0	0	0	130	0	1	1	0	0
West Burke village.....	5	4	0	0	0	1	342	5	0	0	0	1
Danville town.....	26	4	18	4	0	0	2,173	10	19	14	0	6
Danville CDP.....	5	0	4	1	0	0	378	2	4	3	0	1
Groton town.....	16	2	11	3	0	0	1,014	3	12	4	0	5
Groton CDP.....	6	0	3	3	0	0	436	0	3	4	0	0
Hardwick town.....	70	13	49	8	0	1	2,964	31	66	18	0	2
Hardwick CDP.....	36	8	27	0	0	1	1,321	16	35	8	0	1
Kirby town.....	9	2	7	0	0	0	490	3	8	1	0	0
Lyndon town.....	76	18	41	14	3	8	5,787	53	62	130	3	27
Lyndonville village.....	22	3	9	6	0	4	1,172	12	13	22	0	10
Newark town.....	9	5	3	1	0	0	579	5	5	1	0	0
Peacham town.....	7	2	4	0	1	0	724	5	8	0	1	1
Ryegate town.....	16	3	11	2	0	0	1,159	9	14	4	1	3
St. Johnsbury town.....	100	35	66	14	1	0	7,371	94	117	103	1	28
St. Johnsbury CDP.....	82	28	51	11	1	0	5,987	84	92	92	1	26
Sheffield town.....	8	0	7	0	0	1	700	1	9	0	0	1
Stannard town.....	1	1	0	0	0	0	210	6	0	1	0	0

Table 5.
Population for Selected Categories of Race: 2010—Con.

[For information on confidentiality protection, nonsampling error, and definitions, see Selected Appendixes at <www.census.gov/prod/cen2010/cph-1-a.pdf>]

State County County Subdivision Place	Race in combination with one or more other races						Race alone or in combination with one or more other races					
	White	Black or African American	American Indian and Alaska Native	Asian	Native Hawaiian and Other Pacific Islander	Some Other Race	White	Black or African American	American Indian and Alaska Native	Asian	Native Hawaiian and Other Pacific Islander	Some Other Race
Caledonia County—Con.												
Sutton town.....	23	2	16	5	1	4	1,019	3	18	5	1	10
Walden town.....	11	1	7	2	0	1	918	6	11	7	0	4
Waterford town.....	4	1	3	1	0	0	1,263	10	5	5	0	2
Wheelock town.....	11	2	9	2	0	1	792	2	14	4	0	12
Chittenden County.....	2,810	1,030	946	1,071	90	270	147,562	4,349	1,360	5,470	138	875
Bolton town.....	17	6	10	1	0	0	1,164	11	15	5	1	3
Buels gore.....	3	0	3	0	0	0	30	0	3	0	0	0
Burlington city.....	1,008	380	352	394	38	122	38,735	2,033	483	1,904	59	395
Charlotte town.....	28	11	9	14	0	2	3,686	29	14	46	3	10
Colchester town.....	222	100	75	77	13	22	16,370	310	123	436	19	72
Essex town.....	335	110	73	171	12	23	18,509	400	125	802	14	107
Essex Junction village.....	172	66	36	79	4	14	8,658	221	73	441	5	64
Hinesburg town.....	85	25	39	29	0	6	4,316	42	52	61	5	16
Hinesburg CDP.....	14	9	4	7	0	0	643	12	6	10	4	2
Huntington town.....	32	9	15	9	0	5	1,907	20	18	25	0	5
Jericho town.....	47	17	4	22	0	4	4,924	49	13	51	0	19
Jericho village.....	24	9	2	12	0	1	1,301	22	6	16	0	8
Milton town.....	154	51	76	28	1	6	10,183	119	109	85	3	14
Milton CDP.....	18	5	12	1	0	1	1,828	29	17	3	0	3
Richmond town.....	67	12	39	28	5	7	4,027	25	44	51	5	13
Richmond CDP.....	16	4	13	1	0	1	713	6	14	4	0	4
St. George town.....	7	1	6	0	0	0	664	3	14	0	0	0
Shelburne town.....	73	31	18	27	1	7	6,969	79	31	122	2	22
Shelburne CDP.....	11	5	6	0	0	0	579	9	8	7	0	0
South Burlington city.....	347	114	102	145	13	28	16,463	462	137	1,114	19	93
Underhill town.....	43	12	18	15	0	1	2,980	24	23	33	0	1
Westford town.....	30	8	11	13	0	0	2,003	15	19	20	0	4
Williston town.....	76	33	18	40	1	23	8,390	120	34	210	1	40
Winooski city.....	236	110	78	58	6	14	6,242	608	103	505	7	61
Essex County.....	82	8	63	11	0	7	6,220	26	99	33	0	16
Averill town.....	0	0	0	0	0	0	24	0	0	0	0	0
Avery's gore.....	0	0	0	0	0	0	0	0	0	0	0	0
Bloomfield town.....	2	0	2	0	0	0	220	1	2	0	0	0
Brighton town.....	16	0	12	4	0	1	1,201	5	23	8	0	2
Island Pond CDP.....	14	0	10	4	0	1	803	4	19	8	0	2
Brunswick town.....	3	2	1	0	0	2	112	2	1	0	0	2
Canaan town.....	11	0	8	3	0	0	959	1	13	9	0	1
Beecher Falls CDP.....	2	0	2	0	0	0	172	1	3	3	0	0
Canaan CDP.....	2	0	1	1	0	0	389	0	1	3	0	1
Concord town.....	27	2	21	2	0	2	1,218	5	29	8	0	2
Concord CDP.....	3	0	3	0	0	0	268	0	5	1	0	0
East Haven town.....	3	0	2	0	0	1	285	3	4	0	0	1
Ferdinand town.....	1	0	1	0	0	0	32	0	1	0	0	0
Granby town.....	3	0	2	1	0	0	87	1	2	1	0	0
Guildhall town.....	1	1	0	0	0	0	260	1	0	1	0	0
Lemington town.....	0	0	0	0	0	0	98	0	0	1	0	5
Lewis town.....	0	0	0	0	0	0	0	0	0	0	0	0
Lunenburg town.....	11	2	9	1	0	0	1,285	6	17	4	0	2
Maidstone town.....	0	0	0	0	0	0	205	0	2	1	0	0
Norton town.....	1	0	2	0	0	1	168	0	2	0	0	1
Victory town.....	3	1	3	0	0	0	62	1	3	0	0	0
Warner's grant.....	0	0	0	0	0	0	0	0	0	0	0	0
Warren's gore.....	0	0	0	0	0	0	4	0	0	0	0	0
Franklin County.....	985	180	709	97	18	54	46,633	393	1,209	328	32	179
Bakersfield town.....	22	0	21	1	0	0	1,307	3	25	4	2	3
Berkshire town.....	35	9	23	3	0	0	1,666	13	34	7	0	7
Enosburg town.....	49	6	38	2	0	3	2,719	18	67	14	0	12
Enosburg Falls village.....	21	4	16	0	0	1	1,315	8	24	1	0	2
Fairfax town.....	35	6	24	2	4	0	4,224	22	40	24	5	6
Fairfield town.....	30	7	17	8	1	3	1,858	13	29	12	1	11
Fletcher town.....	21	8	9	4	0	1	1,261	13	10	12	0	3
Franklin town.....	15	1	13	1	0	0	1,386	3	25	2	1	3
Georgia town.....	41	10	20	8	1	4	4,451	22	34	36	3	11
Highgate town.....	118	7	108	2	1	5	3,411	13	205	14	2	11
Montgomery town.....	31	7	18	5	0	3	1,191	8	24	7	0	4
Richford town.....	68	14	52	1	0	1	2,264	26	73	9	1	3
Richford CDP.....	47	9	36	1	0	1	1,330	19	49	7	0	3
St. Albans city.....	172	59	99	27	6	12	6,690	114	166	91	12	34
St. Albans town.....	110	15	78	14	3	12	5,861	64	119	41	3	28
Sheldon town.....	48	6	38	1	0	3	2,153	17	49	6	0	13
Swanton town.....	190	25	151	18	2	7	6,191	44	309	49	2	30
Swanton village.....	83	10	67	6	1	1	2,290	16	135	19	1	9
Grand Isle County.....	190	17	160	14	6	10	6,831	42	226	35	10	28
Alburg town.....	102	7	91	2	3	3	1,953	10	125	5	3	8
Alburg village.....	45	6	36	1	3	3	481	8	50	1	3	3
Grand Isle town.....	20	6	18	1	1	4	2,027	19	30	6	1	9

Table 5.
Population for Selected Categories of Race: 2010—Con.

[For information on confidentiality protection, nonsampling error, and definitions, see Selected Appendixes at <www.census.gov/prod/cen2010/cph-1-a.pdf>]

State County County Subdivision Place	Race in combination with one or more other races						Race alone or in combination with one or more other races					
	White	Black or African American	American Indian and Alaska Native	Asian	Native Hawaiian and Other Pacific Islander	Some Other Race	White	Black or African American	American Indian and Alaska Native	Asian	Native Hawaiian and Other Pacific Islander	Some Other Race
Grand Isle County—Con.												
Isle La Motte town.....	21	1	17	1	2	0	457	5	21	3	3	3
North Hero town.....	16	0	12	4	0	0	790	0	18	6	2	3
South Hero town.....	31	3	22	6	0	3	1,604	8	32	15	1	5
Lamoille County.....	355	86	208	57	15	32	24,011	235	302	182	19	115
Belvidere town.....	11	1	11	0	0	0	340	1	15	0	0	4
Cambridge town.....	59	12	34	9	5	7	3,615	26	43	22	7	11
Cambridge village.....	7	0	7	0	0	0	232	1	8	0	2	0
Jeffersonville village.....	16	3	10	1	2	1	721	7	11	4	2	1
Eden town.....	17	3	9	4	1	0	1,309	7	16	6	1	1
Elmore town.....	9	2	7	0	1	0	848	3	8	3	1	2
Hyde Park town.....	46	8	40	6	1	4	2,885	32	52	17	1	22
Hyde Park village.....	6	1	5	1	0	1	445	6	6	5	0	7
Johnson town.....	73	20	37	13	1	11	3,337	64	60	35	2	29
Johnson village.....	39	14	17	8	1	4	1,382	40	22	22	2	18
Morristown town.....	80	27	45	8	0	4	5,125	63	60	40	0	23
Morrisville village.....	27	6	16	4	0	2	1,911	19	24	22	0	10
Stowe town.....	37	6	11	12	6	5	4,236	26	19	49	6	17
Stowe CDP.....	4	0	1	1	2	1	477	4	3	11	2	3
Waterville town.....	7	1	5	0	0	1	666	2	10	1	0	1
Wolcott town.....	16	6	9	5	0	0	1,650	11	19	9	1	5
Orange County.....	429	101	258	72	25	26	28,506	211	343	212	28	108
Bradford town.....	39	8	28	4	2	2	2,739	18	38	23	3	18
Bradford CDP.....	12	3	9	2	2	1	764	7	15	10	3	4
Braintree town.....	17	5	12	0	0	0	1,238	7	15	2	0	1
Brookfield town.....	18	2	5	9	1	3	1,279	4	10	12	1	5
Chelsea town.....	29	11	18	0	0	0	1,219	19	20	2	0	7
Corinth town.....	28	6	20	4	1	1	1,347	11	26	6	1	7
Fairlee town.....	12	1	4	6	0	1	972	2	5	9	0	1
Fairlee CDP.....	3	0	0	3	0	0	189	0	0	3	0	0
Newbury town.....	34	7	19	5	3	5	2,176	11	26	21	4	15
Newbury village.....	6	1	4	0	1	1	363	1	5	1	1	1
Wells River village.....	12	2	6	4	2	2	375	3	10	16	2	7
Orange town.....	4	0	2	0	1	1	1,059	3	6	3	1	4
Randolph town.....	61	19	28	12	1	3	4,689	43	41	51	1	16
Randolph CDP.....	26	13	12	2	0	0	1,935	21	23	15	0	7
Stratford town.....	22	1	11	8	6	1	1,087	3	12	10	6	7
Thetford town.....	41	7	34	6	0	0	2,543	22	44	25	0	1
Topsham town.....	22	5	16	0	2	0	1,161	8	22	2	3	0
Tunbridge town.....	9	6	3	2	0	0	1,267	15	8	4	0	1
Vershire town.....	37	15	26	5	1	0	711	26	27	10	1	1
Washington town.....	11	0	5	1	5	1	1,026	4	8	4	5	4
West Fairlee town.....	8	1	7	3	0	0	641	2	10	4	0	5
Williamstown town.....	37	7	20	7	2	8	3,352	13	25	24	2	15
Williamstown CDP.....	10	1	5	0	0	4	1,152	5	5	3	0	7
Orleans County.....	425	104	268	73	11	41	26,735	266	391	166	20	130
Albany town.....	18	4	12	0	0	4	920	13	15	4	0	8
Albany village.....	2	1	1	0	0	0	183	8	3	1	0	0
Barton town.....	60	14	38	8	1	1	2,763	37	45	24	1	1
Barton village.....	10	3	5	1	1	0	721	5	9	11	1	0
Orleans village.....	31	8	17	5	0	1	800	20	19	9	0	1
Brownington town.....	12	6	13	0	0	7	973	9	21	1	1	7
Charleston town.....	30	2	24	1	1	5	1,003	3	35	2	1	12
Coventry town.....	19	6	13	0	0	0	1,065	8	23	0	0	9
Coventry CDP.....	2	1	1	0	0	0	97	1	1	0	0	0
Craftsbury town.....	14	2	11	8	0	0	1,180	5	11	13	1	16
Derby town.....	58	15	29	19	0	5	4,567	34	39	33	1	11
Derby Center village.....	2	2	0	0	0	0	593	4	2	0	0	0
Derby Line village.....	4	1	1	5	0	3	651	10	1	11	0	7
Glover town.....	17	9	6	2	0	1	1,114	14	8	3	0	1
Glover CDP.....	9	7	1	2	0	0	299	10	1	3	0	0
Greensboro town.....	14	10	6	0	0	0	751	16	7	2	0	1
Greensboro CDP.....	0	0	0	0	0	0	109	0	0	0	0	0
Greensboro Bend CDP.....	1	0	1	0	0	0	228	4	1	0	0	0
Holland town.....	6	2	3	1	0	0	618	7	7	1	0	2
Irasburg town.....	22	2	18	1	1	0	1,144	8	20	5	2	6
Irasburg CDP.....	4	0	4	0	0	0	160	3	4	0	0	0
Jay town.....	6	0	1	5	0	0	511	3	5	8	0	0
Lowell town.....	18	2	7	5	0	4	857	7	14	9	0	10
Lowell CDP.....	1	0	1	0	0	0	226	0	2	0	0	1
Morgan town.....	7	0	6	1	0	0	740	0	9	4	0	3
Newport city.....	81	23	51	15	7	7	4,425	90	92	41	12	24
Newport town.....	14	0	13	2	1	5	1,587	2	15	3	1	6
Newport Center CDP.....	1	0	1	0	0	0	274	0	1	0	0	0
Troy town.....	13	6	7	0	0	2	1,638	7	15	4	0	12
North Troy village.....	7	3	4	0	0	0	611	3	10	0	0	3
Troy CDP.....	3	3	0	0	0	2	241	3	1	0	0	2
Westfield town.....	12	1	7	4	0	0	531	3	7	6	0	1

Table 5.
Population for Selected Categories of Race: 2010—Con.

[For information on confidentiality protection, nonsampling error, and definitions, see Selected Appendixes at <www.census.gov/prod/cen2010/cph-1-a.pdf>]

State County County Subdivision Place	Race in combination with one or more other races						Race alone or in combination with one or more other races					
	White	Black or African American	American Indian and Alaska Native	Asian	Native Hawaiian and Other Pacific Islander	Some Other Race	White	Black or African American	American Indian and Alaska Native	Asian	Native Hawaiian and Other Pacific Islander	Some Other Race
Orleans County—Con.												
Westmore town.....	4	0	3	1	0	0	348	0	3	3	0	0
Rutland County.....	769	264	354	156	34	62	60,598	598	504	526	44	212
Benson town.....	15	4	11	0	0	0	1,042	11	17	1	0	0
Benson CDP.....	4	0	4	0	0	0	308	0	4	0	0	0
Brandon town.....	46	10	23	14	0	0	3,922	21	33	35	0	2
Brandon CDP.....	19	6	12	2	0	0	1,628	13	17	9	0	1
Castleton town.....	35	12	16	8	3	1	4,649	33	23	32	3	15
Castleton CDP.....	14	7	6	3	3	0	1,453	20	8	14	3	4
Chittenden town.....	7	4	3	1	0	0	1,238	5	6	12	0	5
Clarendon town.....	28	4	8	14	0	4	2,525	15	11	43	0	6
Danby town.....	15	0	13	2	0	0	1,306	0	13	5	0	2
Fair Haven town.....	34	16	20	0	0	0	2,693	25	25	12	1	14
Fair Haven CDP.....	31	13	20	0	0	0	2,234	20	25	9	1	13
Hubbardtown town.....	14	1	13	0	0	0	702	3	13	1	1	0
Ira town.....	2	1	1	0	0	0	428	2	3	0	0	1
Killington town.....	8	3	0	3	0	2	787	4	7	12	0	9
Mendon town.....	20	3	8	9	0	1	1,035	13	8	22	0	2
Middletown Springs town.....	5	4	1	0	0	0	739	7	1	3	0	0
Mount Holly town.....	14	4	6	4	1	1	1,227	10	6	6	1	2
Mount Tabor town.....	1	0	1	0	0	0	253	0	3	0	0	0
Pawlet town.....	30	3	12	12	2	1	1,461	10	14	15	2	5
Pittsfield town.....	2	0	2	0	0	0	538	2	2	5	0	1
Pittsford town.....	38	8	20	8	2	2	2,942	19	39	24	2	4
Pittsford CDP.....	9	5	3	1	0	0	730	7	9	1	0	2
Poultney town.....	44	17	12	19	3	5	3,333	61	19	43	4	23
Poultney village.....	23	9	5	11	2	5	1,539	44	6	28	3	20
Proctor town.....	25	7	11	1	4	2	1,735	9	11	2	6	3
Rutland city.....	275	121	119	46	12	32	16,097	256	171	173	16	95
Rutland town.....	24	6	13	6	3	3	3,992	22	18	38	4	9
Shrewsbury town.....	9	2	1	0	0	6	1,047	4	3	5	0	6
Sudbury town.....	2	1	2	0	0	0	556	2	3	1	0	1
Tinmouth town.....	15	7	10	1	1	0	600	11	15	4	1	0
Wallingford town.....	20	3	13	3	1	0	2,066	7	15	10	1	0
Wallingford CDP.....	8	1	5	2	0	0	828	1	5	4	0	0
Wells town.....	11	6	5	1	0	1	1,139	9	6	6	0	3
Wells CDP.....	7	4	2	1	0	1	393	5	2	3	0	2
West Haven town.....	6	5	0	1	0	0	262	6	1	1	0	0
West Rutland town.....	24	12	10	3	2	1	2,284	31	18	15	2	4
West Rutland CDP.....	19	11	6	3	2	1	1,994	22	14	14	2	1
Washington County.....	1,011	332	510	240	24	78	58,203	773	661	742	35	263
Barre city.....	176	78	64	32	4	19	8,798	195	84	109	5	51
Barre town.....	87	25	54	22	1	2	7,844	56	66	41	1	15
East Barre CDP.....	4	0	4	0	0	0	811	10	5	1	0	3
Graniteville CDP.....	15	4	14	4	1	0	773	6	18	5	1	0
South Barre CDP.....	21	8	9	8	0	0	1,211	12	9	12	0	0
Websterville CDP.....	6	2	5	0	0	1	546	4	6	0	0	1
Berlin town.....	45	19	10	17	3	5	2,847	32	14	28	4	14
Cabot town.....	24	7	15	6	2	0	1,417	15	18	11	2	0
Cabot village.....	8	4	4	1	1	0	231	4	5	2	1	0
Calais town.....	15	3	12	1	0	0	1,578	10	15	20	0	0
Duxbury town.....	25	11	13	2	0	0	1,319	16	13	11	0	4
East Montpelier town.....	39	7	24	15	3	1	2,527	25	32	28	3	7
East Montpelier CDP.....	3	1	1	2	0	0	79	1	1	3	0	0
Fayston town.....	19	9	4	7	0	2	1,343	11	5	12	1	2
Marshfield town.....	35	10	22	5	1	0	1,558	21	28	12	1	6
Marshfield village.....	8	1	7	0	0	0	269	1	8	3	0	0
Middlesex town.....	31	7	21	0	0	4	1,710	15	22	11	0	5
Montpelier city.....	176	50	89	54	4	21	7,538	129	112	225	6	55
Moretown town.....	10	7	3	0	0	0	1,618	14	10	19	0	7
Northfield town.....	137	54	68	34	3	13	6,000	133	85	96	4	52
Northfield village.....	54	17	26	15	1	5	2,045	45	36	26	1	9
Plainfield town.....	28	7	20	3	0	2	1,223	16	29	5	0	2
Plainfield CDP.....	9	2	6	0	0	2	394	3	11	1	0	2
Roxbury town.....	12	7	5	0	0	0	686	9	6	1	0	1
Waitsfield town.....	17	6	7	9	1	1	1,685	10	13	24	2	7
Waitsfield CDP.....	1	0	0	1	0	0	163	0	0	1	0	1
Warren town.....	25	7	11	10	1	3	1,680	13	16	16	3	8
Waterbury town.....	77	11	43	21	1	5	4,966	31	54	68	3	21
Waterbury village.....	23	5	10	8	0	2	1,714	17	18	29	0	9
Woodbury town.....	19	6	14	0	0	0	895	10	18	1	0	2
Worcester town.....	14	1	11	2	0	0	971	12	21	4	0	4
Worcester CDP.....	0	0	0	0	0	0	107	2	3	0	0	0
Windham County.....	836	297	435	143	26	77	43,248	718	549	606	47	288
Athens town.....	9	7	5	1	0	1	431	10	7	5	0	2
Brattleboro town.....	310	149	138	54	13	33	11,400	374	175	323	18	121
Brattleboro CDP.....	202	108	85	35	13	27	6,937	274	109	239	15	89
West Brattleboro CDP.....	79	33	34	15	0	6	2,649	59	42	53	3	19

Table 5.
Population for Selected Categories of Race: 2010—Con.

[For information on confidentiality protection, nonsampling error, and definitions, see Selected Appendixes at <www.census.gov/prod/cen2010/cph-1-a.pdf>]

State County County Subdivision Place	Race in combination with one or more other races					Race alone or in combination with one or more other races						
	White	Black or African American	American Indian and Alaska Native	Asian	Native Hawaiian and Other Pacific Islander	Some Other Race	White	Black or African American	American Indian and Alaska Native	Asian	Native Hawaiian and Other Pacific Islander	Some Other Race
Windham County—Con.												
Brookline town.....	3	0	3	1	0	1	523	0	5	5	0	1
Dover town.....	19	3	15	1	0	2	1,102	8	15	10	0	10
Dummerston town.....	17	6	6	7	2	1	1,824	12	8	34	2	5
Grafton town.....	11	6	5	0	0	0	672	9	5	3	0	1
Guilford town.....	31	2	18	4	2	5	2,093	12	19	9	2	17
Halifax town.....	11	0	7	4	0	0	721	4	9	5	0	0
Jamaica town.....	30	14	20	4	0	0	1,016	20	26	8	0	3
Londonderry town.....	16	6	7	1	2	0	1,749	12	8	14	2	0
Marlboro town.....	11	4	3	4	0	1	1,042	18	8	14	3	5
Newfane town.....	24	5	18	5	1	1	1,690	14	26	11	1	12
Newfane village.....	0	0	0	0	0	0	116	1	0	1	0	0
Putney town.....	54	14	26	11	2	8	2,622	54	30	27	4	25
Putney CDP.....	13	2	9	2	0	0	512	7	10	4	0	3
Rockingham town.....	144	41	87	15	0	9	5,169	73	99	53	6	33
Bellows Falls village.....	95	22	57	11	0	8	3,076	48	68	30	6	18
Saxtons River village.....	14	6	7	1	0	0	551	8	7	10	0	3
Somerset town.....	0	0	0	0	0	0	3	0	0	0	0	0
Stratton town.....	1	0	1	0	0	0	214	0	2	0	1	0
Townshend town.....	18	6	8	2	0	4	1,211	13	10	10	0	7
Vernon town.....	27	7	16	6	1	2	2,159	20	21	17	1	18
Wardsboro town.....	10	5	6	1	0	0	888	16	6	1	1	0
Westminster town.....	59	13	32	12	1	5	3,110	29	49	33	1	19
North Westminster village.....	1	0	1	0	0	0	239	2	1	4	0	2
Westminster village.....	0	0	0	0	0	0	290	0	0	1	0	0
Whitingham town.....	15	2	6	5	2	2	1,344	6	8	6	3	6
Jacksonville village.....	4	0	2	0	2	0	220	0	4	0	3	0
Wilmington town.....	8	5	4	2	0	2	1,850	9	9	14	2	3
Wilmington CDP.....	6	4	3	0	0	0	460	5	4	1	0	0
Windham town.....	8	2	4	3	0	0	415	5	4	4	0	0
Windsor County.....	907	232	498	221	29	61	55,470	559	652	750	42	202
Andover town.....	5	2	2	2	0	0	461	5	3	4	0	0
Baltimore town.....	2	1	1	0	0	0	241	1	2	0	0	2
Barnard town.....	19	0	10	7	0	2	935	2	11	14	0	4
Bethel town.....	39	8	25	9	1	1	2,004	20	28	17	2	1
Bethel CDP.....	11	3	7	2	0	1	558	9	7	6	0	1
Bridgewater town.....	24	1	16	7	0	0	924	3	21	12	0	0
Cavendish town.....	22	2	14	7	1	4	1,343	11	16	18	1	4
Cavendish CDP.....	7	0	2	4	1	0	175	0	2	8	1	0
Proctorsville CDP.....	3	2	1	1	0	1	444	9	1	3	0	1
Chester town.....	37	12	15	4	4	7	3,113	19	31	19	4	10
Chester CDP.....	12	5	3	0	3	5	993	5	10	4	3	6
Hartford town.....	175	46	93	47	8	18	9,623	128	123	222	11	43
Quechee CDP.....	9	3	4	1	0	1	630	19	5	6	0	5
White River Junction CDP.....	51	19	24	13	7	3	2,197	37	39	57	9	9
Wilder CDP.....	47	12	31	15	0	5	1,624	18	34	60	0	9
Hartland town.....	43	14	19	9	5	1	3,360	21	20	23	7	10
Hartland CDP.....	7	1	3	2	1	0	378	1	3	3	2	0
North Hartland CDP.....	2	1	0	1	0	0	297	4	0	3	0	0
Ludlow town.....	38	5	30	2	3	2	1,933	9	38	18	4	2
Ludlow village.....	16	0	11	2	2	1	794	4	14	11	3	1
Norwich town.....	69	17	20	40	2	1	3,281	43	23	126	3	17
Norwich CDP.....	42	12	18	18	2	1	837	18	19	49	3	3
Plymouth town.....	4	1	2	1	0	0	612	3	5	3	0	0
Pomfret town.....	8	1	2	5	0	1	893	2	4	12	0	2
Reading town.....	4	2	1	1	0	0	664	2	1	3	0	0
Rochester town.....	22	4	13	5	0	0	1,123	8	18	12	0	0
Rochester CDP.....	2	0	2	0	0	0	297	0	2	2	0	0
Royalton town.....	45	18	18	14	1	1	2,691	43	29	46	3	12
South Royalton CDP.....	20	5	7	11	0	1	645	23	12	33	1	3
Sharon town.....	18	8	10	3	0	3	1,468	22	16	14	0	4
Springfield town.....	165	56	106	23	1	15	9,154	131	125	92	2	59
North Springfield CDP.....	11	2	7	4	0	0	564	2	8	12	0	0
Springfield CDP.....	79	32	46	12	0	10	3,889	55	51	44	0	32
Stockbridge town.....	8	3	8	0	0	1	726	5	11	4	0	1
Weathersfield town.....	29	4	26	1	0	1	2,795	9	33	13	0	6
Ascutney CDP.....	8	3	7	0	0	1	527	3	9	7	0	4
Perkinsville village.....	0	0	0	0	0	0	126	1	2	1	0	0
Weston town.....	5	1	1	3	0	0	560	3	1	7	0	0
West Windsor town.....	9	0	8	0	0	1	1,091	0	9	4	0	4
Windsor town.....	79	14	45	19	2	2	3,474	44	60	41	3	13
Windsor CDP.....	56	8	33	15	2	0	2,030	18	44	26	3	3
Woodstock town.....	38	12	13	12	1	0	3,001	25	24	26	2	8
Woodstock village.....	3	0	3	0	0	0	888	4	6	4	0	1

Table 6.
Population for Selected Categories of Race: 2010

[For information on confidentiality protection, nonsampling error, and definitions, see Selected Appendixes at <www.census.gov/prod/cen2010/cph-1-a.pdf>]

State County Place and County Subdivision	Race in combination with one or more other races						Race alone or in combination with one or more other races					
	White	Black or African American	American Indian and Alaska Native	Asian	Native Hawaiian and Other Pacific Islander	Some Other Race	White	Black or African American	American Indian and Alaska Native	Asian	Native Hawaiian and Other Pacific Islander	Some Other Race
Vermont	10,296	3,066	5,172	2,516	305	819	606,588	9,343	7,379	10,463	465	2,924
COUNTY												
Addison County.....	609	164	298	187	14	41	35,687	447	386	719	20	243
Bennington County.....	459	144	193	110	6	40	36,317	452	287	379	22	153
Caledonia County.....	429	107	272	64	7	20	30,567	274	410	315	8	112
Chittenden County.....	2,810	1,030	946	1,071	90	270	147,562	4,349	1,360	5,470	138	875
Essex County.....	82	8	63	11	0	7	6,220	26	99	33	0	16
Franklin County.....	985	180	709	97	18	54	46,633	393	1,209	328	32	179
Grand Isle County.....	190	17	160	14	6	10	6,831	42	226	35	10	28
Lamoille County.....	355	86	208	57	15	32	24,011	235	302	182	19	115
Orange County.....	429	101	258	72	25	26	28,506	211	343	212	28	108
Orleans County.....	425	104	268	73	11	41	26,735	266	391	166	20	130
Rutland County.....	769	264	354	156	34	62	60,598	598	504	526	44	212
Washington County.....	1,011	332	510	240	24	78	58,203	773	661	742	35	263
Windham County.....	836	297	435	143	26	77	43,248	718	549	606	47	288
Windsor County.....	907	232	498	221	29	61	55,470	559	652	750	42	202
PLACE AND COUNTY SUBDIVISION												
Addison town, Addison County.....	13	3	10	0	0	0	1,355	4	10	6	0	9
Albany village, Orleans County.....	2	1	1	0	0	0	183	8	3	1	0	0
Albany town, Orleans County.....	18	4	12	0	0	4	920	13	15	4	0	8
Alburg village, Grand Isle County.....	45	6	36	1	3	3	481	8	50	1	3	3
Alburg town, Grand Isle County.....	102	7	91	2	3	3	1,953	10	125	5	3	8
Andover town, Windsor County.....	5	2	2	2	0	0	461	5	3	4	0	0
Arlington CDP, Bennington County.....	17	2	10	7	0	1	1,187	10	13	19	0	3
Arlington town, Bennington County.....	33	5	21	9	0	1	2,284	13	26	25	1	3
Ascutney CDP, Windsor County.....	8	3	7	0	0	1	527	3	9	7	0	4
Athens town, Windham County.....	9	7	5	1	0	1	431	10	7	5	0	2
Averill town, Essex County.....	0	0	0	0	0	0	24	0	0	0	0	0
Avery's gore, Essex County.....	0	0	0	0	0	0	0	0	0	0	0	0
Bakersfield town, Franklin County.....	22	0	21	1	0	0	1,307	3	25	4	2	3
Baltimore town, Windsor County.....	2	1	1	0	0	0	241	1	2	0	0	2
Barnard town, Windsor County.....	19	0	10	7	0	2	935	2	11	14	0	4
Barnet CDP, Caledonia County.....	2	0	1	1	0	0	129	0	1	1	0	0
Barnet town, Caledonia County.....	23	6	12	3	0	2	1,675	21	23	8	0	4
Barre city, Washington County.....	176	78	64	32	4	19	8,798	195	84	109	5	51
Barre town, Washington County.....	87	25	54	22	1	2	7,844	56	66	41	1	15
Barton village, Orleans County.....	10	3	5	1	1	0	721	5	9	11	1	0
Barton town, Orleans County.....	60	14	38	8	1	1	2,763	37	45	24	1	1
Beecher Falls CDP, Essex County.....	2	0	2	0	0	0	172	1	3	3	0	0
Bellows Falls village, Windham County.....	95	22	57	11	0	8	3,076	48	68	30	6	18
Belvidere town, Lamoille County.....	11	1	11	0	0	0	340	1	15	0	0	4
Bennington CDP, Bennington County.....	117	48	48	18	0	13	8,844	141	89	71	6	48
Bennington town, Bennington County.....	199	76	68	41	3	25	15,312	263	120	171	16	92
Benson CDP, Rutland County.....	4	0	4	0	0	0	308	0	4	0	0	0
Benson town, Rutland County.....	15	4	11	0	0	0	1,042	11	17	1	0	0
Berkshire town, Franklin County.....	35	9	23	3	0	0	1,666	13	34	7	0	7
Berlin town, Washington County.....	45	19	10	17	3	5	2,847	32	14	28	4	14
Bethel CDP, Windsor County.....	11	3	7	2	0	1	558	9	7	6	0	1
Bethel town, Windsor County.....	39	8	25	9	1	1	2,004	20	28	17	2	1
Bloomfield town, Essex County.....	2	0	2	0	0	0	220	1	2	0	0	0
Bolton town, Chittenden County.....	17	6	10	1	0	0	1,164	11	15	5	1	3
Bradford CDP, Orange County.....	12	3	9	2	2	1	764	7	15	10	3	4
Bradford town, Orange County.....	39	8	28	4	2	2	2,739	18	38	23	3	18
Braintree town, Orange County.....	17	5	12	0	0	0	1,238	7	15	2	0	1
Brandon CDP, Rutland County.....	19	6	12	2	0	0	1,628	13	17	9	0	1
Brandon town, Rutland County.....	46	10	23	14	0	0	3,922	21	33	35	0	2
Brattleboro town, Windham County.....	310	149	138	54	13	33	11,400	374	175	323	18	121
Brattleboro CDP, Windham County.....	202	108	85	35	13	27	6,937	274	109	239	15	89
Bridgewater town, Windsor County.....	24	1	16	7	0	0	924	3	21	12	0	0
Bridport town, Addison County.....	9	3	2	3	1	0	1,188	6	4	10	1	18
Brighton town, Essex County.....	16	0	12	4	0	1	1,201	5	23	8	0	2
Bristol CDP, Addison County.....	36	4	24	11	0	3	1,981	11	26	26	0	25
Bristol town, Addison County.....	63	7	48	12	0	3	3,827	16	51	40	0	27
Brookfield town, Orange County.....	18	2	5	9	1	3	1,279	4	10	12	1	5
Brookline town, Windham County.....	3	0	3	1	0	1	523	0	5	5	0	1
Brownington town, Orleans County.....	12	6	13	0	0	7	973	9	21	1	1	7
Brunswick town, Essex County.....	3	2	1	0	0	2	112	2	1	0	0	2
Buels gore, Chittenden County.....	3	0	3	0	0	0	30	0	3	0	0	0
Burke town, Caledonia County.....	19	10	8	5	1	2	1,729	12	19	10	1	7
Burlington city, Chittenden County.....	1,008	380	352	394	38	122	38,735	2,033	483	1,904	59	395
Cabot village, Washington County.....	8	4	4	1	1	0	231	4	5	2	1	0
Cabot town, Washington County.....	24	7	15	6	2	0	1,417	15	18	11	2	0

Table 6.

Population for Selected Categories of Race: 2010—Con.

[For information on confidentiality protection, nonsampling error, and definitions, see Selected Appendixes at <www.census.gov/prod/cen2010/cph-1-a.pdf>]

State County Place and County Subdivision	Race in combination with one or more other races						Race alone or in combination with one or more other races					
	White	Black or African American	American Indian and Alaska Native	Asian	Native Hawaiian and Other Pacific Islander	Some Other Race	White	Black or African American	American Indian and Alaska Native	Asian	Native Hawaiian and Other Pacific Islander	Some Other Race
PLACE AND COUNTY SUBDIVISION—Con.												
Calais town, Washington County.....	15	3	12	1	0	0	1,578	10	15	20	0	0
Cambridge village, Lamoille County.....	7	0	7	0	0	0	232	1	8	0	2	0
Cambridge town, Lamoille County.....	59	12	34	9	5	7	3,615	26	43	22	7	11
Canaan CDP, Essex County.....	2	0	1	1	0	0	389	0	1	3	0	1
Canaan town, Essex County.....	11	0	8	3	0	0	959	1	13	9	0	1
Castleton CDP, Rutland County.....	14	7	6	3	3	0	1,453	20	8	14	3	4
Castleton town, Rutland County.....	35	12	16	8	3	1	4,649	33	23	32	3	15
Cavendish CDP, Windsor County.....	7	0	2	4	1	0	175	0	2	8	1	0
Cavendish town, Windsor County.....	22	2	14	7	1	4	1,343	11	16	18	1	4
Charleston town, Orleans County.....	30	2	24	1	1	5	1,003	3	35	2	1	12
Charlotte town, Chittenden County.....	28	11	9	14	0	2	3,686	29	14	46	3	10
Chelsea town, Orange County.....	29	11	18	0	0	0	1,219	19	20	2	0	7
Chester CDP, Windsor County.....	12	5	3	0	3	5	993	5	10	4	3	6
Chester town, Windsor County.....	37	12	15	4	4	7	3,113	19	31	19	4	10
Chittenden town, Rutland County.....	7	4	3	1	0	0	1,238	5	6	12	0	5
Clarendon town, Rutland County.....	28	4	8	14	0	4	2,525	15	11	43	0	6
Colchester town, Chittenden County.....	222	100	75	77	13	22	16,370	310	123	436	19	72
Concord CDP, Essex County.....	3	0	3	0	0	0	268	0	5	1	0	0
Concord town, Essex County.....	27	2	21	2	0	2	1,218	5	29	8	0	2
Corinth town, Orange County.....	28	6	20	4	1	1	1,347	11	26	6	1	7
Cornwall town, Addison County.....	12	4	7	2	0	1	1,171	8	8	7	0	5
Coventry CDP, Orleans County.....	2	1	1	0	0	0	97	1	1	0	0	0
Coventry town, Orleans County.....	19	6	13	0	0	0	1,065	8	23	0	0	9
Craftsbury town, Orleans County.....	14	2	11	8	0	0	1,180	5	11	13	1	16
Danby town, Rutland County.....	15	0	13	2	0	0	1,306	0	13	5	0	2
Danville CDP, Caledonia County.....	5	0	4	1	0	0	378	2	4	3	0	1
Danville town, Caledonia County.....	26	4	18	4	0	0	2,173	10	19	14	0	6
Derby town, Orleans County.....	58	15	29	19	0	5	4,567	34	39	33	1	11
Derby Center village, Orleans County.....	2	2	0	0	0	0	593	4	2	0	0	0
Derby Line village, Orleans County.....	4	1	1	5	0	3	651	10	1	11	0	7
Dorset CDP, Bennington County.....	0	0	0	0	0	0	249	0	0	0	0	0
Dorset town, Bennington County.....	19	2	5	10	0	2	2,013	11	7	15	0	4
Dover town, Windham County.....	19	3	15	1	0	2	1,102	8	15	10	0	10
Dummerston town, Windham County.....	17	6	6	7	2	1	1,824	12	8	34	2	5
Duxbury town, Washington County.....	25	11	13	2	0	0	1,319	16	13	11	0	4
East Barre CDP, Washington County.....	4	0	4	0	0	0	811	10	5	1	0	3
East Burke CDP, Caledonia County.....	0	0	0	0	0	0	130	0	1	1	0	0
East Haven town, Essex County.....	3	0	2	0	0	1	285	3	4	0	0	1
East Middlebury CDP, Addison County.....	5	1	3	1	0	0	418	2	3	3	0	4
East Montpelier CDP, Washington County.....	3	1	1	2	0	0	79	1	1	3	0	0
East Montpelier town, Washington County.....	39	7	24	15	3	1	2,527	25	32	28	3	7
Eden town, Lamoille County.....	17	3	9	4	1	0	1,309	7	16	6	1	1
Elmore town, Lamoille County.....	9	2	7	0	1	0	848	3	8	3	1	2
Enosburg town, Franklin County.....	49	6	38	2	0	3	2,719	18	67	14	0	12
Enosburg Falls village, Franklin County.....	21	4	16	0	0	1	1,315	8	24	1	0	2
Essex town, Chittenden County.....	335	110	73	171	12	23	18,509	400	125	802	14	107
Essex Junction village, Chittenden County.....	172	66	36	79	4	14	8,658	221	73	441	5	64
Fairfax town, Franklin County.....	35	6	24	2	4	0	4,224	22	40	24	5	6
Fairfield town, Franklin County.....	30	7	17	8	1	3	1,858	13	29	12	1	11
Fair Haven town, Rutland County.....	34	16	20	0	0	0	2,693	25	25	12	1	14
Fair Haven CDP, Rutland County.....	31	13	20	0	0	0	2,234	20	25	9	1	13
Fairlee CDP, Orange County.....	3	0	0	3	0	0	189	0	0	3	0	0
Fairlee town, Orange County.....	12	1	4	6	0	1	972	2	5	9	0	1
Fayston town, Washington County.....	19	9	4	7	0	2	1,343	11	5	12	1	2
Ferdinand town, Essex County.....	1	0	1	0	0	0	32	0	1	0	0	0
Ferrisburgh town, Addison County.....	41	12	25	5	0	1	2,711	29	35	30	3	10
Fletcher town, Franklin County.....	21	8	9	4	0	1	1,261	13	10	12	0	3
Franklin town, Franklin County.....	15	1	13	1	0	0	1,386	3	25	2	1	3
Georgia town, Franklin County.....	41	10	20	8	1	4	4,451	22	34	36	3	11
Glastenbury town, Bennington County.....	0	0	0	0	0	0	8	0	0	0	0	0
Glover CDP, Orleans County.....	9	7	1	2	0	0	299	10	1	3	0	0
Glover town, Orleans County.....	17	9	6	2	0	1	1,114	14	8	3	0	1
Goshen town, Addison County.....	0	0	0	0	0	0	162	1	1	0	0	0
Grafton town, Windham County.....	11	6	5	0	0	0	672	9	5	3	0	1
Granby town, Essex County.....	3	0	2	1	0	0	87	1	2	1	0	0
Grand Isle town, Grand Isle County.....	20	6	18	1	1	4	2,027	19	30	6	1	9
Granville CDP, Washington County.....	15	4	14	4	1	0	773	6	18	5	1	0
Granville town, Addison County.....	5	1	4	0	0	0	292	1	7	2	0	1
Greensboro CDP, Orleans County.....	0	0	0	0	0	0	109	0	0	0	0	0
Greensboro town, Orleans County.....	14	10	6	0	0	0	751	16	7	2	0	1

Table 6.

Population for Selected Categories of Race: 2010—Con.

[For information on confidentiality protection, nonsampling error, and definitions, see Selected Appendixes at <www.census.gov/prod/cen2010/cph-1-a.pdf>]

State County Place and County Subdivision	Race in combination with one or more other races						Race alone or in combination with one or more other races					
	White	Black or African American	American Indian and Alaska Native	Asian	Native Hawaiian and Other Pacific Islander	Some Other Race	White	Black or African American	American Indian and Alaska Native	Asian	Native Hawaiian and Other Pacific Islander	Some Other Race
PLACE AND COUNTY SUBDIVISION—Con.												
Greensboro Bend CDP, Orleans County.....	1	0	1	0	0	0	228	4	1	0	0	0
Groton CDP, Caledonia County.....	6	0	3	3	0	0	436	0	3	4	0	0
Groton town, Caledonia County.....	16	2	11	3	0	0	1,014	3	12	4	0	5
Guildhall town, Essex County.....	1	1	0	0	0	0	260	1	0	1	0	0
Guilford town, Windham County.....	31	2	18	4	2	5	2,093	12	19	9	2	17
Halifax town, Windham County.....	11	0	7	4	0	0	721	4	9	5	0	0
Hancock town, Addison County.....	13	1	11	0	0	1	315	3	15	2	0	1
Hardwick CDP, Caledonia County.....	36	8	27	0	0	1	1,321	16	35	8	0	1
Hardwick town, Caledonia County.....	70	13	49	8	0	1	2,964	31	66	18	0	2
Hartford town, Windsor County.....	175	46	93	47	8	18	9,623	128	123	222	11	43
Hartland CDP, Windsor County.....	7	1	3	2	1	0	378	1	3	3	2	0
Hartland town, Windsor County.....	43	14	19	9	5	1	3,360	21	20	23	7	10
Highgate town, Franklin County.....	118	7	108	2	1	5	3,411	13	205	14	2	11
Hinesburg town, Chittenden County.....	85	25	39	29	0	6	4,316	42	52	61	5	16
Hinesburg CDP, Chittenden County.....	14	9	4	7	0	0	643	12	6	10	4	2
Holland town, Orleans County.....	6	2	3	1	0	0	618	7	7	1	0	2
Hubbardton town, Rutland County.....	14	1	13	0	0	0	702	3	13	1	1	0
Huntington town, Chittenden County.....	32	9	15	9	0	5	1,907	20	18	25	0	5
Hyde Park village, Lamoille County.....	6	1	5	1	0	1	445	6	6	5	0	7
Hyde Park town, Lamoille County.....	46	8	40	6	1	4	2,885	32	52	17	1	22
Ira town, Rutland County.....	2	1	1	0	0	0	428	2	3	0	0	1
Irasburg CDP, Orleans County.....	4	0	4	0	0	0	160	3	4	0	0	0
Irasburg town, Orleans County.....	22	2	18	1	1	0	1,144	8	20	5	2	6
Island Pond CDP, Essex County.....	14	0	10	4	0	1	803	4	19	8	0	2
Isle La Motte town, Grand Isle County.....	21	1	17	1	2	0	457	5	21	3	3	3
Jacksonville village, Windham County.....	4	0	2	0	2	0	220	0	4	0	3	0
Jamaica town, Windham County.....	30	14	20	4	0	0	1,016	20	26	8	0	3
Jay town, Orleans County.....	6	0	1	5	0	0	511	3	5	8	0	0
Jeffersonville village, Lamoille County.....	16	3	10	1	2	1	721	7	11	4	2	1
Jericho village, Chittenden County.....	24	9	2	12	0	1	1,301	22	6	16	0	8
Jericho town, Chittenden County.....	47	17	4	22	0	4	4,924	49	13	51	0	19
Johnson village, Lamoille County.....	39	14	17	8	1	4	1,382	40	22	22	2	18
Johnson town, Lamoille County.....	73	20	37	13	1	11	3,337	64	60	35	2	29
Killington town, Rutland County.....	8	3	0	3	0	2	787	4	7	12	0	9
Kirby town, Caledonia County.....	9	2	7	0	0	0	490	3	8	1	0	0
Landgrove town, Bennington County.....	2	0	1	1	0	0	158	0	1	1	0	0
Leicester town, Addison County.....	14	2	4	9	2	3	1,084	8	10	11	2	3
Lemington town, Essex County.....	0	0	0	0	0	0	98	0	0	1	0	5
Lewis town, Essex County.....	0	0	0	0	0	0	0	0	0	0	0	0
Lincoln town, Addison County.....	13	2	10	2	0	0	1,257	8	15	4	0	1
Londonderry town, Windham County.....	16	6	7	1	2	0	1,749	12	8	14	2	0
Lowell CDP, Orleans County.....	1	0	1	0	0	0	226	0	2	0	0	1
Lowell town, Orleans County.....	18	2	7	5	0	4	857	7	14	9	0	10
Ludlow village, Windsor County.....	16	0	11	2	2	1	794	4	14	11	3	1
Ludlow town, Windsor County.....	38	5	30	2	3	2	1,933	9	38	18	4	2
Lunenburg town, Essex County.....	11	2	9	1	0	0	1,285	6	17	4	0	2
Lyndon town, Caledonia County.....	76	18	41	14	3	8	5,787	53	62	130	3	27
Lyndonville village, Caledonia County.....	22	3	9	6	0	4	1,172	12	13	22	0	10
Maidstone town, Essex County.....	0	0	0	0	0	0	205	0	2	1	0	0
Manchester village, Bennington County.....	6	0	2	1	0	3	716	1	2	31	0	5
Manchester town, Bennington County.....	33	5	10	14	0	5	4,262	66	19	65	0	13
Manchester Center CDP, Bennington County.....	13	0	5	6	0	2	2,046	46	14	21	0	6
Marlboro town, Windham County.....	11	4	3	4	0	1	1,042	18	8	14	3	5
Marshfield village, Washington County.....	8	1	7	0	0	0	269	1	8	3	0	0
Marshfield town, Washington County.....	35	10	22	5	1	0	1,558	21	28	12	1	6
Mendon town, Rutland County.....	20	3	8	9	0	1	1,035	13	8	22	0	2
Middlebury CDP, Addison County.....	230	59	59	120	6	18	6,055	170	69	462	7	80
Middlebury town, Addison County.....	250	64	68	126	6	18	7,926	178	83	493	7	84
Middlesex town, Washington County.....	31	7	21	0	0	4	1,710	15	22	11	0	5
Middletown Springs town, Rutland County.....	5	4	1	0	0	0	739	7	1	3	0	0
Milton CDP, Chittenden County.....	18	5	12	1	0	1	1,828	29	17	3	0	3
Milton town, Chittenden County.....	154	51	76	28	1	6	10,183	119	109	85	3	14
Monkton town, Addison County.....	22	8	11	1	0	5	1,950	17	13	12	0	12
Montgomery town, Franklin County.....	31	7	18	5	0	3	1,191	8	24	7	0	4
Montpelier city, Washington County.....	176	50	89	54	4	21	7,538	129	112	225	6	55
Moretown town, Washington County.....	10	7	3	0	0	0	1,618	14	10	19	0	7
Morgan town, Orleans County.....	7	0	6	1	0	0	740	0	9	4	0	3
Morristown town, Lamoille County.....	80	27	45	8	0	4	5,125	63	60	40	0	23
Morrisville village, Lamoille County.....	27	6	16	4	0	2	1,911	19	24	22	0	10
Mount Holly town, Rutland County.....	14	4	6	4	1	1	1,227	10	6	6	1	2

Table 6.

Population for Selected Categories of Race: 2010—Con.

[For information on confidentiality protection, nonsampling error, and definitions, see Selected Appendixes at <www.census.gov/prod/cen2010/cph-1-a.pdf>]

State County Place and County Subdivision	Race in combination with one or more other races						Race alone or in combination with one or more other races					
	White	Black or African American	American Indian and Alaska Native	Asian	Native Hawaiian and Other Pacific Islander	Some Other Race	White	Black or African American	American Indian and Alaska Native	Asian	Native Hawaiian and Other Pacific Islander	Some Other Race
PLACE AND COUNTY SUBDIVISION—Con.												
Mount Tabor town, Rutland County.....	1	0	1	0	0	0	253	0	3	0	0	0
Newark town, Caledonia County.....	9	5	3	1	0	0	579	5	5	1	0	0
Newbury village, Orange County.....	6	1	4	0	1	1	363	1	5	1	1	1
Newbury town, Orange County.....	34	7	19	5	3	5	2,176	11	26	21	4	15
Newfane village, Windham County.....	0	0	0	0	0	0	116	1	0	1	0	0
Newfane town, Windham County.....	24	5	18	5	1	1	1,690	14	26	11	1	12
New Haven town, Addison County.....	16	7	11	2	0	0	1,703	12	12	6	1	12
Newport city, Orleans County.....	81	23	51	15	7	7	4,425	90	92	41	12	24
Newport town, Orleans County.....	14	0	13	2	1	5	1,587	2	15	3	1	6
Newport Center CDP, Orleans County.....	1	0	1	0	0	0	274	0	1	0	0	0
North Bennington village, Bennington County.....	38	11	7	13	1	7	1,569	49	11	33	1	19
Northfield village, Washington County.....	54	17	26	15	1	5	2,045	45	36	26	1	9
Northfield town, Washington County.....	137	54	68	34	3	13	6,000	133	85	96	4	52
North Hartland CDP, Windsor County.....	2	1	0	1	0	0	297	4	0	3	0	0
North Hero town, Grand Isle County.....	16	0	12	4	0	0	790	0	18	6	2	3
North Springfield CDP, Windsor County.....	11	2	7	4	0	0	564	2	8	12	0	0
North Troy village, Orleans County.....	7	3	4	0	0	0	611	3	10	0	0	3
North Westminster village, Windham County	1	0	1	0	0	0	239	2	1	4	0	2
Norton town, Essex County.....	1	0	2	0	0	1	168	0	2	0	0	1
Norwich CDP, Windsor County.....	42	12	18	18	2	1	837	18	19	49	3	3
Norwich town, Windsor County.....	69	17	20	40	2	1	3,281	43	23	126	3	17
Old Bennington village, Bennington County..	0	0	0	0	0	0	136	0	0	1	0	2
Orange town, Orange County.....	4	0	2	0	1	1	1,059	3	6	3	1	4
Orleans village, Orleans County.....	31	8	17	5	0	1	800	20	19	9	0	1
Orwell town, Addison County.....	8	3	3	2	0	0	1,229	6	9	10	0	4
Panton town, Addison County.....	7	1	1	5	0	0	669	2	4	9	0	0
Pawlet town, Rutland County.....	30	3	12	12	2	1	1,461	10	14	15	2	5
Peacham town, Caledonia County.....	7	2	4	0	1	0	724	5	8	0	1	1
Perkinsville village, Windsor County.....	0	0	0	0	0	0	126	1	2	1	0	0
Peru town, Bennington County.....	15	2	10	3	0	0	371	2	10	6	0	1
Pittsfield town, Rutland County.....	2	0	2	0	0	0	538	2	2	5	0	1
Pittsford CDP, Rutland County.....	9	5	3	1	0	0	730	7	9	1	0	2
Pittsford town, Rutland County.....	38	8	20	8	2	2	2,942	19	39	24	2	4
Plainfield CDP, Washington County.....	9	2	6	0	0	2	394	3	11	1	0	2
Plainfield town, Washington County.....	28	7	20	3	0	2	1,223	16	29	5	0	2
Plymouth town, Windsor County.....	4	1	2	1	0	0	612	3	5	3	0	0
Pomfret town, Windsor County.....	8	1	2	5	0	1	893	2	4	12	0	2
Poultney village, Rutland County.....	23	9	5	11	2	5	1,539	44	6	28	3	20
Poultney town, Rutland County.....	44	17	12	19	3	5	3,333	61	19	43	4	23
Pownal town, Bennington County.....	29	14	12	2	0	1	3,481	26	28	12	0	9
Proctor town, Rutland County.....	25	7	11	1	4	2	1,735	9	11	2	6	3
Proctorsville CDP, Windsor County.....	3	2	1	1	0	1	444	9	1	3	0	1
Putney CDP, Windham County.....	13	2	9	2	0	0	512	7	10	4	0	3
Putney town, Windham County.....	54	14	26	11	2	8	2,622	54	30	27	4	25
Quechee CDP, Windsor County.....	9	3	4	1	0	1	630	19	5	6	0	5
Randolph CDP, Orange County.....	26	13	12	2	0	0	1,935	21	23	15	0	7
Randolph town, Orange County.....	61	19	28	12	1	3	4,689	43	41	51	1	16
Reading town, Windsor County.....	4	2	1	1	0	0	664	2	1	3	0	0
Readsboro CDP, Bennington County.....	2	1	1	0	0	0	319	3	1	0	0	0
Readsboro town, Bennington County.....	3	2	1	0	0	0	760	4	1	1	0	0
Richford CDP, Franklin County.....	47	9	36	1	0	1	1,330	19	49	7	0	3
Richford town, Franklin County.....	68	14	52	1	0	1	2,264	26	73	9	1	3
Richmond CDP, Chittenden County.....	16	4	13	1	0	1	713	6	14	4	0	4
Richmond town, Chittenden County.....	67	12	39	28	5	7	4,027	25	44	51	5	13
Ripton town, Addison County.....	13	2	10	2	0	2	580	2	12	6	0	3
Rochester CDP, Windsor County.....	2	0	2	0	0	0	297	0	2	2	0	0
Rochester town, Windsor County.....	22	4	13	5	0	0	1,123	8	18	12	0	0
Rockingham town, Windham County.....	144	41	87	15	0	9	5,169	73	99	53	6	33
Roxbury town, Washington County.....	12	7	5	0	0	0	686	9	6	1	0	1
Royalton town, Windsor County.....	45	18	18	14	1	1	2,691	43	29	46	3	12
Rupert town, Bennington County.....	10	0	9	3	0	2	702	2	12	4	0	6
Rutland city, Rutland County.....	275	121	119	46	12	32	16,097	256	171	173	16	95
Rutland town, Rutland County.....	24	6	13	6	3	3	3,992	22	18	38	4	9
Ryegate town, Caledonia County.....	16	3	11	2	0	0	1,159	9	14	4	1	3
St. Albans city, Franklin County.....	172	59	99	27	6	12	6,690	114	166	91	12	34
St. Albans town, Franklin County.....	110	15	78	14	3	12	5,861	64	119	41	3	28
St. George town, Chittenden County.....	7	1	6	0	0	0	664	3	14	0	0	0
St. Johnsbury CDP, Caledonia County.....	82	28	51	11	1	0	5,987	84	92	92	1	26
St. Johnsbury town, Caledonia County.....	100	35	66	14	1	0	7,371	94	117	103	1	28
Salisbury town, Addison County.....	6	2	5	1	1	0	1,120	2	9	8	1	4

Table 6.

Population for Selected Categories of Race: 2010—Con.

[For information on confidentiality protection, nonsampling error, and definitions, see Selected Appendixes at <www.census.gov/prod/cen2010/cph-1-a.pdf>]

State County Place and County Subdivision	Race in combination with one or more other races						Race alone or in combination with one or more other races					
	White	Black or African American	American Indian and Alaska Native	Asian	Native Hawaiian and Other Pacific Islander	Some Other Race	White	Black or African American	American Indian and Alaska Native	Asian	Native Hawaiian and Other Pacific Islander	Some Other Race
PLACE AND COUNTY SUBDIVISION—Con.												
Sandgate town, Bennington County.....	8	7	0	1	0	0	389	10	0	12	0	2
Saxtons River village, Windham County.....	14	6	7	1	0	0	551	8	7	10	0	3
Searsburg town, Bennington County.....	2	0	1	1	0	0	108	0	1	2	0	0
Shattsbury town, Bennington County.....	57	24	22	14	0	3	3,535	37	25	36	1	18
Sharon town, Windsor County.....	18	8	10	3	0	3	1,468	22	16	14	0	4
Sheffield town, Caledonia County.....	8	0	7	0	0	1	700	1	9	0	0	1
Shelburne CDP, Chittenden County.....	11	5	6	0	0	0	579	9	8	7	0	0
Shelburne town, Chittenden County.....	73	31	18	27	1	7	6,969	79	31	122	2	22
Sheldon town, Franklin County.....	48	6	38	1	0	3	2,153	17	49	6	0	13
Shoreham town, Addison County.....	8	6	4	0	0	0	1,234	14	7	4	0	16
Shrewsbury town, Rutland County.....	9	2	1	0	0	6	1,047	4	3	5	0	6
Somerset town, Windham County.....	0	0	0	0	0	0	3	0	0	0	0	0
South Barre CDP, Washington County.....	21	8	9	8	0	0	1,211	12	9	12	0	0
South Burlington city, Chittenden County.....	347	114	102	145	13	28	16,463	462	137	1,114	19	93
South Hero town, Grand Isle County.....	31	3	22	6	0	3	1,604	8	32	15	1	5
South Royalton CDP, Windsor County.....	20	5	7	11	0	1	645	23	12	33	1	3
South Shattsbury CDP, Bennington County..	11	8	3	0	0	1	676	11	3	3	1	1
Springfield CDP, Windsor County.....	79	32	46	12	0	10	3,889	55	51	44	0	32
Springfield town, Windsor County.....	165	56	106	23	1	15	9,154	131	125	92	2	59
Stamford town, Bennington County.....	13	4	8	3	3	1	819	5	9	3	4	2
Stannard town, Caledonia County.....	1	1	0	0	0	0	210	6	0	1	0	0
Starksboro town, Addison County.....	25	2	19	3	0	3	1,756	4	20	17	0	7
Stockbridge town, Windsor County.....	8	3	8	0	0	1	726	5	11	4	0	1
Stowe CDP, Lamoille County.....	4	0	1	1	2	1	477	4	3	11	2	3
Stowe town, Lamoille County.....	37	6	11	12	6	5	4,236	26	19	49	6	17
Stratford town, Orange County.....	22	1	11	8	6	1	1,087	3	12	10	6	7
Stratton town, Windham County.....	1	0	1	0	0	0	214	0	2	0	1	0
Sudbury town, Rutland County.....	2	1	2	0	0	0	556	2	3	1	0	1
Sunderland town, Bennington County.....	23	2	16	5	0	0	949	4	16	8	0	2
Sutton town, Caledonia County.....	23	2	16	5	1	4	1,019	3	18	5	1	10
Swanton village, Franklin County.....	83	10	67	6	1	1	2,290	16	135	19	1	9
Swanton town, Franklin County.....	190	25	151	18	2	7	6,191	44	309	49	2	30
Thetford town, Orange County.....	41	7	34	6	0	0	2,543	22	44	25	0	1
Tinmouth town, Rutland County.....	15	7	10	1	1	0	600	11	15	4	1	0
Topsham town, Orange County.....	22	5	16	0	2	0	1,161	8	22	2	3	0
Townshend town, Windham County.....	18	6	8	2	0	4	1,211	13	10	10	0	7
Troy CDP, Orleans County.....	3	3	0	0	0	2	241	3	1	0	0	2
Troy town, Orleans County.....	13	6	7	0	0	2	1,638	7	15	4	0	12
Tunbridge town, Orange County.....	9	6	3	2	0	0	1,267	15	8	4	0	1
Underhill town, Chittenden County.....	43	12	18	15	0	1	2,980	24	23	33	0	1
Vergennes city, Addison County.....	54	28	34	10	3	4	2,456	106	41	33	3	22
Vernon town, Windham County.....	27	7	16	6	1	2	2,159	20	21	17	1	18
Vershire town, Orange County.....	37	15	26	5	1	0	711	26	27	10	1	1
Victory town, Essex County.....	3	1	3	0	0	0	62	1	3	0	0	0
Waitsfield CDP, Washington County.....	1	0	0	1	0	0	163	0	0	1	0	1
Waitsfield town, Washington County.....	17	6	7	9	1	1	1,685	10	13	24	2	7
Walden town, Caledonia County.....	11	1	7	2	0	1	918	6	11	7	0	4
Wallingford CDP, Rutland County.....	8	1	5	2	0	0	828	1	5	4	0	0
Wallingford town, Rutland County.....	20	3	13	3	1	0	2,066	7	15	10	1	0
Waltham town, Addison County.....	0	0	0	0	0	0	476	2	6	2	0	0
Wardsboro town, Windham County.....	10	5	6	1	0	0	888	16	6	1	1	0
Warner's grant, Essex County.....	0	0	0	0	0	0	0	0	0	0	0	0
Warren town, Washington County.....	25	7	11	10	1	3	1,680	13	16	16	3	8
Warren's gore, Essex County.....	0	0	0	0	0	0	4	0	0	0	0	0
Washington town, Orange County.....	11	0	5	1	5	1	1,026	4	8	4	5	4
Waterbury village, Washington County.....	23	5	10	8	0	2	1,714	17	18	29	0	9
Waterbury town, Washington County.....	77	11	43	21	1	5	4,966	31	54	68	3	21
Waterford town, Caledonia County.....	4	1	3	1	0	0	1,263	10	5	5	0	2
Waterville town, Lamoille County.....	7	1	5	0	0	1	666	2	10	1	0	1
Weathersfield town, Windsor County.....	29	4	26	1	0	1	2,795	9	33	13	0	6
Websterville CDP, Washington County.....	6	2	5	0	0	1	546	4	6	0	0	1
Wells CDP, Rutland County.....	7	4	2	1	0	1	393	5	2	3	0	2
Wells town, Rutland County.....	11	6	5	1	0	1	1,139	9	6	6	0	3
Wells River village, Orange County.....	12	2	6	4	2	2	375	3	10	16	2	7
West Brattleboro CDP, Windham County.....	79	33	34	15	0	6	2,649	59	42	53	3	19
West Burke village, Caledonia County.....	5	4	0	0	0	1	342	5	0	0	0	1
West Fairlee town, Orange County.....	8	1	7	3	0	0	641	2	10	4	0	5
Westfield town, Orleans County.....	12	1	7	4	0	0	531	3	7	6	0	1
Westford town, Chittenden County.....	30	8	11	13	0	0	2,003	15	19	20	0	4
West Haven town, Rutland County.....	6	5	0	1	0	0	262	6	1	1	0	0

Table 6.

Population for Selected Categories of Race: 2010—Con.

[For information on confidentiality protection, nonsampling error, and definitions, see Selected Appendixes at <www.census.gov/prod/cen2010/cph-1-a.pdf>]

State County Place and County Subdivision	Race in combination with one or more other races					Race alone or in combination with one or more other races						
	White	Black or African American	American Indian and Alaska Native	Asian	Native Hawaiian and Other Pacific Islander	Some Other Race	White	Black or African American	American Indian and Alaska Native	Asian	Native Hawaiian and Other Pacific Islander	Some Other Race
PLACE AND COUNTY SUBDIVISION—Con.												
Westminster village, Windham County.....	0	0	0	0	0	0	290	0	0	1	0	0
Westminster town, Windham County.....	59	13	32	12	1	5	3,110	29	49	33	1	19
Westmore town, Orleans County.....	4	0	3	1	0	0	348	0	3	3	0	0
Weston town, Windsor County.....	5	1	1	3	0	0	560	3	1	7	0	0
West Rutland town, Rutland County.....	24	12	10	3	2	1	2,284	31	18	15	2	4
West Rutland CDP, Rutland County.....	19	11	6	3	2	1	1,994	22	14	14	2	1
West Windsor town, Windsor County.....	9	0	8	0	0	1	1,091	0	9	4	0	4
Weybridge town, Addison County.....	10	4	7	1	1	0	816	13	9	5	2	0
Wheelock town, Caledonia County.....	11	2	9	2	0	1	792	2	14	4	0	12
White River Junction CDP, Windsor County.....	51	19	24	13	7	3	2,197	37	39	57	9	9
Whiting town, Addison County.....	7	2	4	1	0	0	410	5	5	2	0	4
Whitingham town, Windham County.....	15	2	6	5	2	2	1,344	6	8	6	3	6
Wilder CDP, Windsor County.....	47	12	31	15	0	5	1,624	18	34	60	0	9
Williamstown CDP, Orange County.....	10	1	5	0	0	4	1,152	5	5	3	0	7
Williamstown town, Orange County.....	37	7	20	7	2	8	3,352	13	25	24	2	15
Williston town, Chittenden County.....	76	33	18	40	1	23	8,390	120	34	210	1	40
Wilmington CDP, Windham County.....	6	4	3	0	0	0	460	5	4	1	0	0
Wilmington town, Windham County.....	8	5	4	2	0	2	1,850	9	9	14	2	3
Windham town, Windham County.....	8	2	4	3	0	0	415	5	4	4	0	0
Windsor town, Windsor County.....	79	14	45	19	2	2	3,474	44	60	41	3	13
Windsor CDP, Windsor County.....	56	8	33	15	2	0	2,030	18	44	26	3	3
Winhall town, Bennington County.....	9	0	6	3	0	0	749	8	9	12	0	0
Winooski city, Chittenden County.....	236	110	78	58	6	14	6,242	608	103	505	7	61
Wolcott town, Lamoille County.....	16	6	9	5	0	0	1,650	11	19	9	1	5
Woodbury town, Washington County.....	19	6	14	0	0	0	895	10	18	1	0	2
Woodford town, Bennington County.....	4	1	3	0	0	0	417	1	3	6	0	1
Woodstock village, Windsor County.....	3	0	3	0	0	0	888	4	6	4	0	1
Woodstock town, Windsor County.....	38	12	13	12	1	0	3,001	25	24	26	2	8
Worcester CDP, Washington County.....	0	0	0	0	0	0	107	2	3	0	0	0
Worcester town, Washington County.....	14	1	11	2	0	0	971	12	21	4	0	4

Table 7.
Households and Families: 2010

[For information on confidentiality protection, nonsampling error, and definitions, see Selected Appendixes at <www.census.gov/prod/cen2010/cph-1-a.pdf>]

State County County Subdivision Place	Total households	Family households						Nonfamily households			Average size	
		Total		Husband-wife family		Female householder, no husband present		Total	Householder living alone		House- holds	Families
		Number	Percent with own children under 18 years	Number	Percent with own children under 18 years	Number	Percent with own children under 18 years		Total	65 years and over		
Vermont	256,442	160,360	41.9	124,395	36.4	24,639	62.4	96,082	72,233	26,488	2.34	2.85
Addison County.....	14,084	9,340	41.3	7,510	37.1	1,218	60.6	4,744	3,589	1,354	2.41	2.88
Addison town.....	527	397	35.8	355	34.4	20	55.0	130	95	33	2.60	2.94
Bridport town.....	485	346	35.5	292	33.2	33	51.5	139	97	39	2.51	2.89
Bristol town.....	1,585	1,051	42.5	826	37.4	156	60.9	534	388	148	2.45	2.90
Bristol CDP.....	869	526	42.2	388	34.8	102	60.8	343	264	106	2.32	2.83
Cornwall town.....	468	344	39.8	305	38.0	29	62.1	124	93	44	2.53	2.94
Ferrisburgh town.....	1,119	778	41.0	632	37.7	91	52.7	341	256	77	2.48	2.89
Goshen town.....	74	43	20.9	38	21.1	5	20.0	31	21	8	2.22	2.74
Granville town.....	136	83	34.9	59	28.8	16	56.3	53	40	9	2.19	2.60
Hancock town.....	150	85	41.2	60	30.0	17	76.5	65	49	12	2.15	2.68
Leicester town.....	448	302	35.1	260	33.8	32	43.8	146	104	33	2.46	2.86
Lincoln town.....	512	345	45.8	278	43.5	43	51.2	167	129	45	2.47	2.96
Middlebury town.....	2,787	1,529	44.0	1,148	36.7	283	67.1	1,258	1,037	452	2.14	2.80
East Middlebury CDP.....	184	108	46.3	83	41.0	19	73.7	76	56	28	2.31	2.94
Middlebury CDP.....	2,007	1,011	44.2	731	35.3	218	69.3	996	838	381	2.03	2.72
Monkton town.....	741	571	44.0	483	41.2	59	61.0	170	109	36	2.67	2.97
New Haven town.....	689	502	40.8	411	37.0	53	56.6	187	134	35	2.51	2.84
Orwell town.....	485	348	40.5	294	35.7	28	57.1	137	95	43	2.58	2.93
Panton town.....	267	192	35.9	165	32.1	15	60.0	75	57	23	2.54	2.89
Ripton town.....	263	161	42.2	134	37.3	17	70.6	102	71	25	2.24	2.70
Salisbury town.....	444	315	39.0	250	34.8	35	65.7	129	95	27	2.52	2.88
Shoreham town.....	510	360	35.3	303	31.0	33	63.6	150	102	30	2.48	2.83
Starksboro town.....	698	478	47.3	376	45.7	65	58.5	220	152	44	2.54	3.01
Vergennes city.....	994	617	45.2	427	38.6	136	63.2	377	309	120	2.31	2.89
Waltham town.....	204	142	35.9	118	32.2	15	60.0	62	54	28	2.38	2.82
Weybridge town.....	331	240	41.7	203	41.4	25	40.0	91	63	26	2.52	2.84
Whiting town.....	167	111	40.5	93	34.4	12	83.3	56	39	17	2.51	3.00
Bennington County	15,470	9,767	39.6	7,447	33.2	1,635	61.3	5,703	4,624	2,010	2.30	2.83
Arlington town.....	999	662	34.0	526	28.1	94	58.5	337	261	117	2.32	2.76
Arlington CDP (part).....	461	298	38.3	219	31.1	61	62.3	163	125	58	2.33	2.80
Bennington town.....	6,246	3,716	43.6	2,510	34.5	884	64.3	2,530	2,064	908	2.29	2.88
Bennington CDP.....	3,833	2,145	45.2	1,384	34.9	568	64.1	1,688	1,382	545	2.22	2.85
North Bennington village.....	464	263	40.3	205	36.6	38	52.6	201	170	90	2.23	2.90
Old Bennington village.....	59	42	38.1	37	32.4	2	100.0	17	11	5	2.36	2.69
Dorset town.....	898	587	34.1	476	29.6	88	55.7	311	257	104	2.26	2.76
Dorset CDP.....	128	72	27.8	63	22.2	8	75.0	56	50	24	1.95	2.54
Glastenbury town.....	3	3	33.3	3	33.3	0	(X)	0	0	0	2.67	2.67
Landgrove town.....	74	48	41.2	42	26.2	4	75.0	26	22	12	2.14	2.65
Manchester town.....	2,047	1,198	30.3	955	36.3	175	57.7	849	736	361	2.13	2.75
Manchester village.....	423	175	30.3	163	28.2	7	57.1	248	238	182	1.72	2.59
Manchester Center CDP.....	985	564	45.7	404	40.8	119	61.3	421	347	118	2.15	2.78
Peru town.....	165	106	41.5	96	38.5	6	66.7	59	46	14	2.27	2.79
Pownall town.....	1,429	990	39.5	760	33.0	140	61.4	439	339	121	2.47	2.89
Readsboro town.....	336	209	34.9	165	30.3	24	54.2	127	100	46	2.27	2.85
Readsboro CDP.....	141	87	36.8	64	31.3	14	57.1	54	46	28	2.28	2.91
Rupert town.....	309	217	29.5	185	27.6	21	38.1	92	78	32	2.30	2.72
Sandgate town.....	162	110	35.5	95	32.6	9	66.7	52	35	13	2.41	2.83
Searsburg town.....	44	30	33.3	22	31.8	4	50.0	14	12	4	2.48	2.70
Shaftsbury town.....	1,508	1,045	38.2	889	33.4	100	62.0	463	358	160	2.38	2.80
South Shaftsbury CDP.....	293	197	38.6	153	31.4	34	61.8	96	70	29	2.33	2.74
Stamford town.....	334	237	35.0	207	31.9	23	65.2	97	80	38	2.47	2.92
Sunderland town.....	393	277	36.1	228	32.5	31	48.4	116	90	43	2.43	2.84
Arlington CDP (part).....	57	35	34.3	26	30.8	6	33.3	22	16	8	2.47	2.91
Winhall town.....	343	215	37.7	194	35.6	12	58.3	128	98	32	2.24	2.80
Woodford town.....	180	117	34.2	94	31.9	20	40.0	63	48	5	2.36	2.85
Caledonia County	12,553	8,153	41.4	6,242	34.8	1,270	62.0	4,400	3,446	1,430	2.38	2.86
Barnet town.....	666	481	38.0	399	35.8	54	44.4	185	147	72	2.52	2.93
Barnet CDP.....	56	38	28.9	33	24.2	3	33.3	18	15	8	2.13	2.47
Burke town.....	730	473	40.0	368	34.2	74	56.8	257	195	60	2.40	2.87
East Burke CDP.....	65	28	57.1	21	47.6	4	75.0	37	27	3	2.03	2.86
West Burke village.....	142	92	42.4	59	39.0	28	42.9	50	38	20	2.42	2.88
Danville town.....	928	639	37.9	516	33.7	77	53.2	289	229	108	2.37	2.78
Danville CDP.....	179	106	41.5	81	35.8	15	46.7	73	64	39	2.14	2.74
Groton town.....	413	289	46.0	224	38.8	46	71.7	124	103	44	2.47	2.91
Groton CDP.....	173	117	59.0	79	48.1	28	82.1	56	48	21	2.53	3.01
Hardwick town.....	1,239	799	45.1	578	36.9	156	66.0	440	348	143	2.41	2.93
Hardwick CDP.....	584	333	49.5	216	37.5	79	73.4	251	204	99	2.30	2.97
Kirby town.....	194	139	43.9	117	36.8	15	86.7	55	35	9	2.54	2.86
Lyndon town.....	2,210	1,356	39.5	1,032	32.2	218	60.6	854	631	269	2.34	2.82
Lyndonville village.....	556	276	48.2	167	37.7	85	60.0	280	191	81	2.17	2.74
Newark town.....	266	154	32.5	128	28.1	11	36.4	112	85	26	2.18	2.73
Peacham town.....	299	213	36.2	176	35.2	24	41.7	86	75	35	2.45	2.90
Ryegate town.....	478	335	36.7	273	31.9	32	56.3	143	108	42	2.46	2.84
St. Johnsbury town.....	3,158	1,870	45.9	1,284	36.0	416	66.8	1,288	1,061	462	2.27	2.83
St. Johnsbury CDP.....	2,623	1,468	47.2	969	36.0	366	68.6	1,155	969	426	2.19	2.80
Sheffield town.....	283	199	37.7	161	35.4	19	47.4	84	62	21	2.48	2.83
Stannard town.....	85	58	37.9	46	37.0	9	33.3	27	22	4	2.54	2.98

Table 7.
Households and Families: 2010—Con.

[For information on confidentiality protection, nonsampling error, and definitions, see Selected Appendixes at <www.census.gov/prod/cen2010/cph-1-a.pdf>]

State County County Subdivision Place	Total households	Family households						Nonfamily households			Average size	
		Total		Husband-wife family		Female householder, no husband present		Total	Householder living alone		House- holds	Families
		Number	Percent with own children under 18 years	Number	Percent with own children under 18 years	Number	Percent with own children under 18 years		Total	65 years and over		
Caledonia County—Con.												
Sutton town.....	403	290	37.9	229	31.9	32	59.4	113	82	34	2.55	2.88
Walden town.....	374	258	45.3	206	41.7	36	61.1	116	91	26	2.50	2.95
Waterford town.....	505	387	38.8	332	34.9	29	58.6	118	90	43	2.52	2.84
Wheelock town.....	322	213	40.8	173	33.5	22	86.4	109	82	32	2.43	2.90
Chittenden County.....	61,827	36,582	45.9	28,660	41.9	5,639	62.4	25,245	17,109	5,306	2.37	2.92
Bolton town.....	487	327	41.0	269	37.2	33	72.7	160	108	20	2.43	2.84
Buels gore.....	12	8	50.0	7	42.9	0	(X)	4	3	0	2.50	3.00
Burlington city.....	16,119	6,561	47.5	4,573	39.4	1,469	63.5	9,558	5,730	1,438	2.19	2.88
Charlotte town.....	1,419	1,083	47.2	935	45.2	97	66.0	336	241	84	2.65	2.99
Colchester town.....	6,314	4,097	44.8	3,144	39.3	670	63.9	2,217	1,538	367	2.41	2.85
Essex town.....	7,887	5,308	48.0	4,291	45.1	744	62.2	2,579	1,939	568	2.48	2.98
Essex Junction village.....	3,875	2,436	48.2	1,917	45.2	386	60.4	1,439	1,064	301	2.39	2.95
Hinesburg town.....	1,737	1,237	46.1	1,037	42.6	125	65.6	500	355	74	2.53	2.94
Hinesburg CDP.....	304	152	55.3	116	49.1	25	88.0	152	110	25	2.16	2.93
Huntington town.....	753	559	47.8	452	46.0	68	64.7	194	135	27	2.57	2.90
Jericho town.....	1,881	1,464	47.3	1,264	44.8	135	59.3	417	298	94	2.66	2.97
Jericho village.....	514	391	46.0	324	42.3	46	63.0	123	92	24	2.59	2.92
Milton town.....	3,889	2,884	45.8	2,246	41.9	412	60.7	1,005	708	197	2.66	3.00
Milton CDP.....	740	483	45.8	347	38.9	88	65.9	257	184	54	2.51	2.99
Richmond town.....	1,586	1,154	48.3	947	44.6	148	63.5	432	297	74	2.56	2.94
Richmond CDP.....	298	187	56.7	128	47.7	44	75.0	111	77	13	2.43	2.96
St. George town.....	275	189	46.0	136	39.7	31	58.1	86	58	15	2.45	2.79
Shelburne town.....	2,880	1,955	45.6	1,656	42.3	205	63.9	925	748	442	2.42	2.93
Shelburne CDP.....	262	157	40.1	117	33.3	30	60.0	105	69	21	2.26	2.77
South Burlington city.....	7,987	4,389	44.1	3,454	40.6	686	58.2	3,598	2,648	1,085	2.19	2.82
Underhill town.....	1,133	907	42.9	812	40.5	60	58.3	226	157	37	2.66	2.93
Westford town.....	757	574	45.6	485	43.7	61	57.4	183	126	33	2.68	3.00
Williston town.....	3,514	2,425	46.0	2,057	44.1	263	56.7	1,089	852	432	2.47	2.97
Winooski city.....	3,197	1,461	45.4	895	35.5	432	67.4	1,736	1,168	319	2.18	2.94
Essex County.....	2,818	1,814	34.8	1,438	28.4	244	62.3	1,004	826	372	2.23	2.70
Averill town.....	14	8	0.0	8	0.0	0	(X)	6	4	3	1.71	2.00
Avery's gore.....	0	0	(X)	0	(X)	0	(X)	0	0	0	0.00	0.00
Bloomfield town.....	106	65	29.2	51	23.5	9	66.7	41	36	17	2.08	2.66
Brighton town.....	554	343	37.6	254	28.3	54	66.7	211	177	84	2.21	2.70
Island Pond CDP.....	377	221	39.4	153	26.8	41	73.2	156	133	69	2.18	2.73
Brunswick town.....	44	35	34.3	27	25.9	4	75.0	9	8	6	2.55	2.89
Canaan town.....	439	294	35.7	234	30.8	40	60.0	145	119	43	2.21	2.66
Beecher Falls CDP.....	79	55	47.3	41	39.0	9	77.8	24	19	6	2.24	2.65
Canaan CDP.....	181	115	35.7	81	30.9	24	54.2	66	59	24	2.17	2.69
Concord town.....	522	332	40.1	267	34.1	40	75.0	190	153	61	2.34	2.85
Concord CDP.....	111	70	47.1	52	40.4	13	76.9	41	30	12	2.44	2.91
East Haven town.....	119	82	31.7	59	22.0	19	57.9	37	28	13	2.44	2.68
Ferdinand town.....	12	10	50.0	9	55.6	1	0.0	2	2	1	2.67	3.00
Granby town.....	43	28	17.9	26	15.4	1	100.0	15	14	8	2.05	2.50
Guildhall town.....	119	79	29.1	65	24.6	9	33.3	40	29	16	2.19	2.56
Lemington town.....	50	30	30.0	28	25.0	1	100.0	20	20	9	2.08	2.80
Lewis town.....	0	0	(X)	0	(X)	0	(X)	0	0	0	0.00	0.00
Lunenburg town.....	578	377	34.5	297	27.9	59	57.6	201	164	81	2.25	2.71
Maidstone town.....	93	67	31.3	59	28.8	5	60.0	26	22	8	2.24	2.55
Norton town.....	87	50	18.0	43	14.0	2	0.0	37	30	14	1.94	2.48
Victory town.....	36	12	41.7	9	33.3	0	(X)	24	20	8	1.72	2.83
Warner's grant.....	0	0	(X)	0	(X)	0	(X)	0	0	0	0.00	0.00
Warren's gore.....	2	2	0.0	2	0.0	0	(X)	0	0	0	2.00	2.00
Franklin County.....	18,513	12,939	45.8	9,939	40.0	1,989	65.4	5,574	4,194	1,565	2.55	2.97
Bakersfield town.....	495	366	44.3	289	39.8	43	58.1	129	94	36	2.67	3.01
Berkshire town.....	612	466	47.0	357	42.0	61	60.7	146	118	42	2.76	3.09
Enosburg town.....	1,108	757	42.5	575	34.8	125	70.4	351	271	122	2.48	2.90
Enosburg Falls village.....	559	354	42.7	252	32.9	82	72.0	205	174	91	2.32	2.86
Fairfax town.....	1,591	1,226	48.1	1,022	44.3	130	69.2	365	255	70	2.69	3.00
Fairfield town.....	718	520	46.0	424	42.2	54	64.8	198	145	54	2.63	3.04
Fletcher town.....	497	368	46.5	305	41.0	37	78.4	129	89	25	2.57	2.91
Franklin town.....	547	395	45.8	317	42.9	47	59.6	152	124	70	2.56	2.96
Georgia town.....	1,598	1,298	46.3	1,063	43.6	144	62.5	300	227	64	2.83	3.07
Highgate town.....	1,311	977	46.1	731	39.4	151	66.9	334	226	80	2.70	2.98
Montgomery town.....	509	329	39.2	257	33.5	52	61.5	180	129	41	2.36	2.84
Richford town.....	900	596	45.1	417	35.7	115	67.0	304	245	100	2.48	2.94
Richford CDP.....	557	345	47.8	219	37.0	81	65.4	212	167	75	2.42	2.92
St. Albans city.....	2,977	1,665	50.7	1,107	42.5	423	68.1	1,312	1,017	351	2.29	2.95
St. Albans town.....	2,277	1,602	42.3	1,263	38.1	234	56.0	675	508	236	2.50	2.92
Sheldon town.....	815	597	47.1	462	40.3	82	65.9	218	150	45	2.68	3.02
Swanton town.....	2,558	1,777	44.2	1,350	36.7	291	67.4	781	596	229	2.50	2.92
Swanton village.....	999	633	45.7	440	37.7	133	64.7	366	297	139	2.37	2.90
Grand Isle County.....	2,902	2,027	36.7	1,631	31.8	251	57.0	875	654	211	2.40	2.79
Alburg town.....	822	555	40.7	419	34.6	81	56.8	267	190	72	2.43	2.83
Alburg village.....	203	131	49.6	91	40.7	26	69.2	72	55	22	2.45	2.92
Grand Isle town.....	854	616	35.9	500	30.6	78	62.8	238	181	62	2.42	2.77

Table 7.
Households and Families: 2010—Con.

[For information on confidentiality protection, nonsampling error, and definitions, see Selected Appendixes at <www.census.gov/prod/cen2010/cph-1-a.pdf>]

State County County Subdivision Place	Total households	Family households						Nonfamily households			Average size	
		Total		Husband-wife family		Female householder, no husband present		Total	Householder living alone		House- holds	Families
		Number	Percent with own children under 18 years	Number	Percent with own children under 18 years	Number	Percent with own children under 18 years		Total	65 years and over		
Grand Isle County--Con.												
Isle La Motte town.....	204	133	39.1	103	34.0	18	55.6	71	59	16	2.31	2.77
North Hero town.....	349	245	28.6	213	27.2	18	44.4	104	80	19	2.30	2.70
South Hero town.....	673	478	36.6	396	32.1	56	53.6	195	144	42	2.42	2.82
Lamoille County.....	10,014	6,274	45.3	4,833	38.9	944	68.1	3,740	2,735	962	2.37	2.87
Belvidere town.....	153	91	47.3	72	43.1	10	80.0	62	44	17	2.27	2.84
Cambridge town.....	1,510	975	47.9	766	41.0	145	75.9	535	377	91	2.42	2.90
Cambridge village.....	104	61	57.4	37	43.2	16	93.8	43	32	9	2.27	2.79
Jeffersonville village.....	325	175	58.3	115	48.7	44	77.3	150	113	28	2.24	2.93
Eden town.....	501	354	47.2	264	38.6	48	72.9	147	95	33	2.64	2.97
Elmore town.....	366	234	44.4	204	41.2	20	80.0	132	98	28	2.34	2.87
Hyde Park town.....	1,214	806	41.9	620	35.3	117	61.5	408	316	130	2.43	2.86
Hyde Park village.....	194	128	48.4	87	40.2	27	66.7	66	57	18	2.38	2.84
Johnson town.....	1,210	685	47.2	469	37.3	135	72.6	525	330	100	2.37	2.84
Johnson village.....	444	180	51.1	97	34.0	58	70.7	264	171	39	2.07	2.72
Morristown town.....	2,197	1,365	44.8	1,000	38.6	254	61.8	832	647	271	2.33	2.86
Morrisville village.....	878	449	45.0	304	35.5	105	62.9	429	348	162	2.12	2.86
Stowe town.....	1,948	1,118	43.1	935	39.0	129	69.0	830	634	240	2.21	2.83
Stowe CDP.....	304	87	37.9	74	31.1	10	90.0	217	173	94	1.63	2.55
Waterville town.....	274	195	42.6	161	36.0	23	69.6	79	57	16	2.46	2.79
Wolcott town.....	641	451	48.8	342	42.1	63	66.7	190	137	36	2.61	2.99
Orange County.....	11,887	7,865	38.9	6,175	33.0	1,106	61.7	4,022	3,078	1,103	2.37	2.83
Bradford town.....	1,104	725	44.0	521	37.2	145	64.8	379	287	90	2.46	2.92
Bradford CDP.....	310	182	51.1	102	42.2	65	64.6	128	100	35	2.34	2.88
Braintree town.....	531	356	35.4	273	26.0	56	60.7	175	125	48	2.35	2.71
Brookfield town.....	528	373	39.9	306	33.0	45	68.9	155	117	37	2.45	2.82
Chelsea town.....	541	334	35.0	277	30.7	42	59.5	207	161	67	2.23	2.77
Corinth town.....	556	384	37.0	303	31.7	39	61.5	172	122	37	2.46	2.80
Fairlee town.....	429	262	35.1	215	30.2	32	59.4	167	129	42	2.25	2.76
Fairlee CDP.....	83	42	33.3	29	31.0	8	37.5	41	28	7	2.28	2.83
Newbury town.....	986	606	38.3	463	29.2	93	66.7	380	308	131	2.25	2.77
Newbury village.....	183	93	36.6	64	26.6	17	52.9	90	79	50	1.99	2.71
Wells River village.....	189	98	45.9	64	29.7	23	73.9	91	71	34	2.11	2.73
Orange town.....	425	299	36.5	244	32.0	28	60.7	126	94	21	2.52	2.92
Randolph town.....	1,827	1,159	38.7	891	32.4	186	64.0	668	531	197	2.32	2.82
Randolph CDP.....	890	512	40.8	358	30.7	121	65.3	378	317	128	2.15	2.78
Strafford town.....	453	316	37.0	265	35.5	39	51.3	137	106	41	2.42	2.89
Thetford town.....	1,097	734	40.5	617	37.1	82	57.3	363	279	85	2.36	2.84
Topsham town.....	463	326	39.9	260	35.8	36	47.2	137	101	39	2.53	2.96
Tunbridge town.....	556	361	37.1	281	33.8	52	53.8	195	147	52	2.31	2.76
Vershire town.....	300	189	45.0	145	36.6	29	72.4	111	85	16	2.30	2.82
Washington town.....	437	317	31.9	254	25.6	41	53.7	120	89	27	2.38	2.68
West Fairlee town.....	275	183	42.1	140	33.6	26	61.5	92	65	28	2.37	2.78
Williamstown town.....	1,379	941	40.9	720	34.0	135	63.7	438	332	145	2.45	2.87
Williamstown CDP.....	518	295	47.8	206	37.9	59	74.6	223	177	94	2.24	2.87
Orleans County.....	11,320	7,298	39.7	5,656	32.5	1,092	63.7	4,022	3,145	1,349	2.33	2.81
Albany town.....	395	268	38.4	214	35.0	28	46.4	127	93	17	2.38	2.78
Albany village.....	73	55	41.8	45	35.6	7	71.4	18	12	4	2.64	2.95
Barton town.....	1,192	733	40.0	544	33.5	130	61.5	459	369	193	2.30	2.86
Barton village.....	355	181	37.0	126	28.6	43	55.8	174	145	95	2.07	2.78
Orleans village.....	349	217	42.4	155	31.6	45	71.1	132	104	53	2.34	2.88
Brownington town.....	399	274	42.0	218	35.8	34	61.8	125	89	32	2.48	2.86
Charleston town.....	447	295	35.3	236	26.3	41	68.3	152	114	39	2.29	2.72
Coventry town.....	431	316	40.2	249	33.3	44	63.6	115	88	27	2.52	2.81
Coventry CDP.....	49	25	40.0	17	29.4	4	50.0	24	19	9	1.98	2.60
Craftsbury town.....	502	300	38.0	257	33.9	27	74.1	202	156	81	2.24	2.81
Derby town.....	1,968	1,297	39.6	1,024	33.0	181	61.9	671	534	276	2.34	2.81
Derby Center village.....	271	151	45.0	105	32.4	26	76.9	120	101	33	2.12	2.74
Derby Line village.....	306	187	43.9	138	33.3	39	71.8	119	96	46	2.20	2.74
Glover town.....	456	294	40.1	241	34.4	35	68.6	162	123	57	2.36	2.86
Glover CDP.....	114	58	46.6	47	40.4	7	85.7	56	43	20	2.27	3.12
Greensboro town.....	329	202	34.7	168	31.5	21	28.6	127	105	44	2.23	2.77
Greensboro CDP.....	70	23	21.7	18	5.6	2	50.0	47	41	21	1.56	2.35
Greensboro Bend CDP.....	89	71	36.6	58	36.2	9	22.2	18	15	7	2.61	2.89
Holland town.....	257	178	43.3	138	37.0	28	60.7	79	63	22	2.45	2.84
Irasburg town.....	462	335	40.9	272	34.2	42	71.4	127	91	44	2.52	2.85
Irasburg CDP.....	69	47	36.2	31	29.0	11	54.5	22	16	10	2.36	2.66
Jay town.....	223	142	40.8	114	31.6	16	75.0	81	57	12	2.34	2.80
Lowell town.....	340	239	43.9	184	38.6	33	63.6	101	78	25	2.57	2.97
Lowell CDP.....	89	60	46.7	45	40.0	8	62.5	29	22	8	2.56	3.03
Morgan town.....	321	216	29.6	172	20.9	28	57.1	105	76	36	2.33	2.69
Newport city.....	1,855	1,033	44.7	687	33.5	254	66.9	822	683	285	2.18	2.80
Newport town.....	664	471	36.1	382	29.8	56	67.9	193	142	55	2.40	2.75
Newport Center CDP.....	107	77	53.2	49	38.8	24	75.0	30	19	8	2.56	2.82
Troy town.....	687	449	40.1	346	32.4	67	68.7	238	176	68	2.42	2.88
North Troy village.....	260	155	50.3	101	34.7	39	79.5	105	77	27	2.38	2.91
Troy CDP.....	109	67	32.8	57	26.3	5	80.0	42	33	16	2.23	2.78
Westfield town.....	227	151	37.1	121	29.8	21	57.1	76	57	16	2.29	2.71

Table 7.
Households and Families: 2010—Con.

[For information on confidentiality protection, nonsampling error, and definitions, see Selected Appendixes at <www.census.gov/prod/cen2010/cph-1-a.pdf>]

State County County Subdivision Place	Total households	Family households						Nonfamily households			Average size	
		Total		Husband-wife family		Female householder, no husband present		Total	Householder living alone		House- holds	Families
		Number	Percent with own children under 18 years	Number	Percent with own children under 18 years	Number	Percent with own children under 18 years		Total	65 years and over		
Orleans County—Con.												
Westmore town.....	165	105	27.6	89	19.1	6	33.3	60	51	20	2.07	2.50
Rutland County.....	25,984	16,018	38.0	12,287	32.2	2,564	58.6	9,966	7,838	3,157	2.28	2.81
Benson town.....	420	288	39.9	224	33.5	34	58.8	132	107	46	2.46	2.85
Benson CDP.....	131	83	44.6	58	36.2	14	57.1	48	43	24	2.35	2.87
Brandon town.....	1,684	1,074	39.9	829	34.6	166	59.6	610	487	223	2.36	2.85
Brandon CDP.....	714	436	39.2	332	33.1	77	59.7	278	230	114	2.31	2.86
Castleton town.....	1,617	996	34.2	790	31.4	129	43.4	621	407	128	2.34	2.75
Castleton CDP.....	245	113	35.4	87	35.6	17	35.3	132	65	13	2.29	2.70
Chittenden town.....	499	369	39.8	322	37.9	27	55.6	130	98	35	2.52	2.89
Clarendon town.....	1,071	702	35.3	567	31.0	77	53.2	369	276	97	2.40	2.88
Danby town.....	550	370	36.2	311	33.1	31	51.6	180	140	59	2.38	2.84
Fair Haven town.....	1,135	738	40.0	508	30.9	163	60.1	397	324	143	2.41	2.91
Fair Haven CDP.....	957	606	41.3	394	30.7	156	60.9	351	287	129	2.37	2.90
Hubbardtown town.....	315	193	34.2	159	30.2	16	43.8	122	98	33	2.24	2.70
Ira town.....	171	121	39.7	101	39.6	9	55.6	50	40	14	2.53	2.95
Killington town.....	388	188	29.8	152	25.0	17	41.2	200	153	45	2.00	2.60
Mendon town.....	475	294	35.0	242	30.2	37	56.8	181	132	40	2.23	2.69
Middletown Springs town.....	321	234	34.2	200	27.5	25	64.0	87	64	26	2.32	2.63
Mount Holly town.....	541	361	31.3	302	26.5	39	59.0	180	136	53	2.29	2.70
Mount Tabor town.....	116	79	31.6	54	24.1	13	53.8	37	33	14	2.20	2.63
Pawlet town.....	606	411	39.7	331	34.4	60	70.0	195	156	63	2.44	2.90
Pittsfield town.....	245	150	38.0	124	37.1	17	41.2	95	69	22	2.23	2.75
Pittsford town.....	1,277	833	37.2	672	32.3	109	61.5	444	353	142	2.32	2.79
Pittsford CDP.....	337	192	41.1	152	32.9	32	71.9	145	127	70	2.20	2.88
Poultney town.....	1,250	781	37.4	618	32.5	113	54.0	469	357	154	2.34	2.87
Poultney village.....	493	263	44.1	189	37.6	53	64.2	230	166	64	2.25	2.90
Proctor town.....	717	500	42.6	373	35.4	96	64.6	217	175	73	2.43	2.84
Rutland city.....	7,404	3,910	43.5	2,605	34.3	964	63.6	3,494	2,829	1,081	2.14	2.81
Rutland town.....	1,754	1,141	33.6	956	29.9	135	52.6	613	511	298	2.27	2.78
Shrewsbury town.....	446	311	28.0	266	25.6	29	48.3	135	100	38	2.30	2.66
Sudbury town.....	239	173	31.2	148	26.4	20	60.0	66	49	18	2.34	2.69
Tinmouth town.....	254	172	37.2	142	29.6	17	70.6	82	63	25	2.41	2.87
Wallingford town.....	882	600	34.3	484	31.8	78	47.4	282	230	99	2.32	2.78
Wallingford CDP.....	362	242	36.0	180	32.2	47	44.7	120	105	53	2.27	2.76
Wells town.....	515	321	30.5	258	25.2	37	48.6	194	149	65	2.23	2.71
Wells CDP.....	183	109	27.5	85	21.2	16	50.0	74	51	27	2.17	2.63
West Haven town.....	112	77	26.0	69	23.2	3	33.3	35	27	9	2.36	2.73
West Rutland town.....	980	631	38.8	480	34.4	103	53.4	349	275	114	2.37	2.90
West Rutland CDP.....	859	551	38.5	414	34.1	93	52.7	308	242	101	2.36	2.88
Washington County.....	25,027	15,410	42.9	11,786	36.8	2,502	63.7	9,617	7,437	2,577	2.28	2.81
Barre city.....	4,137	2,173	47.8	1,328	37.2	629	66.8	1,964	1,604	577	2.14	2.82
Barre town.....	3,228	2,335	38.9	1,871	33.3	308	59.4	893	686	288	2.45	2.82
East Barre CDP.....	332	229	45.9	171	38.0	33	60.6	103	78	31	2.49	2.90
Graniteville CDP.....	325	222	47.7	151	35.8	49	73.5	103	79	35	2.41	2.80
South Barre CDP.....	531	353	37.4	270	30.0	62	59.7	178	144	58	2.30	2.74
Webster CDP.....	234	153	43.8	114	36.8	21	61.9	81	61	20	2.35	2.80
Berlin town.....	1,125	745	38.9	559	31.8	124	61.3	380	295	117	2.35	2.79
Cabot town.....	570	404	42.1	332	37.7	51	60.8	166	131	49	2.51	2.94
Cabot village.....	96	62	50.0	45	42.2	10	80.0	34	28	16	2.43	2.98
Calais town.....	675	450	42.9	375	37.6	55	72.7	225	159	51	2.38	2.82
Duxbury town.....	547	396	41.9	326	39.9	44	52.3	151	117	34	2.44	2.81
East Montpelier town.....	1,068	746	39.0	592	34.5	106	52.8	322	243	87	2.41	2.80
East Montpelier CDP.....	34	22	31.8	14	28.6	6	16.7	12	8	2	2.35	2.55
Fayston town.....	594	365	44.7	309	40.5	36	75.0	229	154	39	2.27	2.77
Marshfield town.....	637	445	47.6	336	39.6	73	74.0	192	133	49	2.49	2.84
Marshfield village.....	106	67	53.7	50	52.0	8	62.5	39	28	8	2.58	3.19
Middlesex town.....	687	508	44.9	418	41.9	52	65.4	179	120	35	2.52	2.84
Montpelier city.....	3,786	1,868	45.5	1,359	37.5	371	67.1	1,918	1,552	527	2.02	2.74
Moretown town.....	696	460	42.6	384	38.8	52	69.2	236	179	46	2.38	2.85
Northfield town.....	1,906	1,186	40.6	886	35.6	200	52.5	720	517	225	2.36	2.84
Northfield village.....	818	442	47.3	293	41.0	102	59.8	376	266	108	2.28	2.87
Plainfield town.....	528	319	42.9	248	40.7	47	55.3	209	154	46	2.35	2.91
Plainfield CDP.....	177	94	48.9	63	42.9	21	61.9	83	64	17	2.26	2.95
Roxbury town.....	300	205	33.7	161	29.2	17	52.9	95	73	17	2.30	2.69
Waitsfield town.....	776	484	43.0	413	38.3	49	65.3	292	242	77	2.21	2.76
Waitsfield CDP.....	86	41	41.5	30	36.7	7	42.9	45	39	12	1.91	2.68
Warren town.....	771	426	46.0	350	41.1	54	68.5	345	252	84	2.21	2.86
Waterbury town.....	2,207	1,365	44.9	1,105	40.5	177	67.2	842	645	180	2.27	2.83
Waterbury village.....	842	383	49.1	272	42.3	78	66.7	459	360	101	2.03	2.87
Woodbury town.....	399	249	36.1	210	32.9	18	55.6	150	106	24	2.27	2.76
Worcester town.....	390	281	40.9	224	33.5	39	69.2	109	75	25	2.54	2.88
Worcester CDP.....	47	26	46.2	19	42.1	5	80.0	21	14	6	2.38	3.15
Windham County.....	19,290	11,453	40.4	8,639	33.0	1,951	62.9	7,837	6,142	2,201	2.23	2.79
Athens town.....	181	113	40.7	86	34.9	15	40.0	68	51	20	2.44	2.96
Brattleboro town.....	5,562	2,864	44.8	1,884	34.2	757	66.3	2,698	2,153	743	2.09	2.75
Brattleboro CDP.....	3,500	1,613	48.1	992	35.9	484	69.6	1,887	1,499	473	2.02	2.76
West Brattleboro CDP.....	1,281	722	43.1	459	32.0	206	61.7	559	467	199	2.13	2.75

Table 7.
Households and Families: 2010—Con.

[For information on confidentiality protection, nonsampling error, and definitions, see Selected Appendixes at <www.census.gov/prod/cen2010/cph-1-a.pdf>]

State County County Subdivision Place	Total households	Family households						Nonfamily households			Average size	
		Total		Husband-wife family		Female householder, no husband present		Total	Householder living alone		House- holds	Families
		Number	Percent with own children under 18 years	Number	Percent with own children under 18 years	Number	Percent with own children under 18 years		Total	65 years and over		
Windham County—Con.												
Brookline town.....	206	147	40.8	118	36.4	20	55.0	59	37	16	2.57	2.95
Dover town.....	378	313	34.8	270	30.7	23	60.9	224	176	49	2.09	2.64
Dummerston town.....	823	547	33.5	445	28.8	70	57.1	276	223	74	2.26	2.69
Grafton town.....	313	207	32.9	185	29.7	12	66.7	106	91	34	2.17	2.66
Guilford town.....	902	574	39.7	450	34.0	75	60.0	328	244	78	2.35	2.85
Halifax town.....	330	203	34.5	175	30.3	14	57.1	127	101	30	2.21	2.71
Jamaica town.....	460	280	41.4	221	36.2	28	60.7	180	145	49	2.25	2.81
Londonderry town.....	790	493	38.1	409	32.5	53	66.0	297	227	107	2.24	2.75
Marlboro town.....	378	241	35.3	195	30.3	29	51.7	137	97	38	2.28	2.70
Newfane town.....	771	493	34.3	400	27.8	59	57.6	278	215	69	2.24	2.67
Newfane village.....	61	31	35.5	25	28.0	5	60.0	30	25	12	1.93	2.58
Putney town.....	1,001	571	44.1	431	36.7	97	64.9	430	323	113	2.22	2.81
Putney CDP.....	283	117	41.9	77	24.7	30	76.7	166	133	53	1.84	2.59
Rockingham town.....	2,197	1,315	44.8	908	35.9	299	65.6	882	697	272	2.33	2.91
Bel lows Falls village.....	1,314	726	50.3	446	41.3	210	66.2	588	479	190	2.30	3.00
Saxtons River village.....	210	148	53.4	92	39.1	48	81.3	62	54	15	2.52	2.95
Somerset town.....	3	0	(X)	0	(X)	0	(X)	3	3	1	1.00	0.00
Stratton town.....	98	62	32.3	51	31.4	10	30.0	36	29	12	2.20	2.71
Townshend town.....	574	325	37.2	264	30.3	29	58.6	249	200	94	2.15	2.80
Vernon town.....	865	610	42.1	485	39.0	85	50.6	255	216	113	2.48	2.92
Wardsboro town.....	374	242	40.9	197	36.5	25	52.0	132	106	30	2.41	2.91
Westminster town.....	1,298	834	35.6	658	29.6	116	50.9	464	333	116	2.35	2.79
North Westminster village.....	101	71	33.8	53	26.4	12	58.3	30	24	8	2.45	2.75
Westminster village.....	128	87	29.9	69	21.7	13	53.8	41	29	14	2.27	2.62
Whitingham town.....	574	389	39.1	307	32.6	52	75.0	185	144	42	2.36	2.77
Jacksonville village.....	93	61	42.6	48	31.3	10	90.0	32	21	4	2.40	2.85
Wilmington town.....	866	502	38.4	395	30.1	71	71.8	364	284	85	2.17	2.73
Wilmington CDP.....	222	113	47.8	75	30.7	27	85.2	109	83	19	2.09	2.72
Windham town.....	187	128	32.0	105	24.8	12	66.7	59	47	16	2.24	2.67
Windsor County.....	24,753	15,420	38.5	12,152	32.8	2,234	61.6	9,333	7,416	2,891	2.25	2.77
Andover town.....	218	141	27.0	129	27.1	5	20.0	77	56	22	2.14	2.57
Baltimore town.....	90	74	37.8	57	35.1	6	33.3	16	14	3	2.71	2.92
Barnard town.....	413	286	33.9	235	27.7	34	52.9	127	94	31	2.29	2.66
Bethel town.....	868	563	36.6	429	31.0	98	54.1	305	231	78	2.34	2.80
Bethel CDP.....	262	145	45.5	96	34.4	38	65.8	117	97	28	2.17	2.79
Bridgewater town.....	431	268	30.6	221	24.9	31	64.5	163	127	39	2.17	2.69
Cavendish town.....	598	388	35.6	314	30.6	45	64.4	210	167	64	2.26	2.72
Cavendish CDP.....	81	54	37.0	41	29.3	9	77.8	27	25	9	2.21	2.67
Proctorsville CDP.....	207	120	40.0	88	34.1	20	60.0	87	72	30	2.16	2.76
Chester town.....	1,402	890	37.3	686	30.5	139	60.4	512	424	170	2.25	2.75
Chester CDP.....	497	256	44.1	177	36.7	55	63.6	241	208	94	2.02	2.79
Hartford town.....	4,446	2,618	41.6	1,989	35.6	457	64.1	1,828	1,459	553	2.22	2.82
Quechee CDP.....	274	175	52.0	142	45.8	29	79.3	99	73	20	2.39	2.92
White River Junction CDP.....	1,060	545	44.2	370	37.3	123	64.2	515	395	136	2.14	2.86
Wilder CDP.....	715	453	45.7	333	38.7	77	64.9	262	215	85	2.36	2.91
Hartland town.....	1,417	975	38.3	827	36.2	109	53.2	442	333	105	2.39	2.81
Hartland CDP.....	160	96	45.8	85	44.7	9	55.6	64	51	15	2.38	3.02
North Hartland CDP.....	131	82	37.8	67	34.3	14	57.1	49	40	13	2.31	2.80
Ludlow town.....	930	507	34.7	392	27.6	82	61.0	423	346	144	2.06	2.64
Ludlow village.....	405	174	40.8	114	28.1	43	72.1	231	192	80	1.88	2.58
Norwich town.....	1,386	945	45.8	823	43.5	81	67.9	441	353	140	2.46	2.95
Norwich CDP.....	364	234	46.2	202	43.6	22	81.8	130	107	64	2.41	2.98
Plymouth town.....	290	181	30.9	159	26.4	14	57.1	109	88	25	2.13	2.66
Pomfret town.....	393	252	38.9	220	35.5	16	56.3	141	109	48	2.30	2.82
Reading town.....	290	192	37.5	157	31.2	27	70.4	98	74	33	2.30	2.70
Rochester town.....	532	310	35.8	252	30.6	44	61.4	222	179	60	2.12	2.68
Rochester CDP.....	148	72	47.2	46	32.6	21	76.2	76	69	24	1.95	2.81
Royalton town.....	1,288	666	37.4	520	31.7	92	56.5	622	460	94	2.15	2.78
South Royalton CDP.....	421	110	33.6	80	27.5	21	52.4	311	240	35	1.65	2.57
Sharon town.....	621	417	40.8	331	35.3	55	61.8	204	152	40	2.42	2.85
Springfield town.....	3,903	2,458	42.1	1,778	32.6	477	69.2	1,445	1,163	512	2.28	2.76
North Springfield CDP.....	245	162	34.0	136	30.9	18	38.9	83	68	38	2.28	2.73
Springfield CDP.....	1,779	1,022	50.2	636	37.1	286	76.9	757	624	274	2.23	2.81
Stockbridge town.....	339	208	38.9	170	33.5	24	66.7	131	103	42	2.17	2.70
Weathersfield town.....	1,253	841	30.2	705	25.8	72	45.8	412	316	145	2.25	2.64
Ascutney CDP.....	260	157	25.5	129	19.4	14	57.1	103	83	50	2.04	2.55
Perkinsville village.....	56	36	44.4	26	38.5	8	50.0	20	15	6	2.32	2.86
Weston town.....	262	157	26.1	132	22.7	17	41.2	105	81	42	2.11	2.63
West Windsor town.....	499	320	33.4	275	30.9	28	46.4	179	143	59	2.20	2.69
Windsor town.....	1,492	898	41.5	647	35.7	170	57.6	594	504	236	2.25	2.84
Windsor CDP.....	919	523	45.1	353	38.8	126	60.3	396	345	164	2.22	2.88
Woodstock town.....	1,392	865	34.2	704	29.3	111	60.4	527	440	206	2.16	2.69
Woodstock village.....	441	223	39.0	180	34.4	28	67.9	218	194	101	1.96	2.73

Table 8.
Households and Families: 2010

[For information on confidentiality protection, nonsampling error, and definitions, see Selected Appendixes at <www.census.gov/prod/cen2010/cph-1-a.pdf>]

State County Place and County Subdivision	Total households	Family households						Nonfamily households			Average size	
		Total		Husband-wife family		Female householder, no husband present		Total	Householder living alone		House- holds	Families
		Number	Percent with own children under 18 years	Number	Percent with own children under 18 years	Number	Percent with own children under 18 years		Total	65 years and over		
Vermont	256,442	160,360	41.9	124,395	36.4	24,639	62.4	96,082	72,233	26,488	2.34	2.85
COUNTY												
Addison County.....	14,084	9,340	41.3	7,510	37.1	1,218	60.6	4,744	3,589	1,354	2.41	2.88
Bennington County.....	15,470	9,767	39.6	7,447	33.2	1,635	61.3	5,703	4,624	2,010	2.30	2.83
Caledonia County.....	12,553	8,153	41.4	6,242	34.8	1,270	62.0	4,400	3,446	1,430	2.38	2.86
Chittenden County.....	61,827	36,582	45.9	28,660	41.9	5,639	62.4	25,245	17,109	5,306	2.37	2.92
Essex County.....	2,818	1,814	34.8	1,438	28.4	244	62.3	1,004	826	372	2.23	2.70
Franklin County.....	18,513	12,939	45.8	9,939	40.0	1,989	65.4	5,574	4,194	1,565	2.55	2.97
Grand Isle County.....	2,902	2,027	36.7	1,631	31.8	251	57.0	875	654	211	2.40	2.79
Lamoille County.....	10,014	6,274	45.3	4,833	38.9	944	68.1	3,740	2,735	962	2.37	2.87
Orange County.....	11,887	7,865	38.9	6,175	33.0	1,106	61.7	4,022	3,078	1,103	2.37	2.83
Orleans County.....	11,320	7,298	39.7	5,656	32.5	1,092	63.7	4,022	3,145	1,349	2.33	2.81
Rutland County.....	25,984	16,018	38.0	12,287	32.2	2,564	58.6	9,966	7,838	3,157	2.28	2.81
Washington County.....	25,027	15,410	42.9	11,786	36.8	2,502	63.7	9,617	7,437	2,577	2.28	2.81
Windham County.....	19,290	11,453	40.4	8,639	33.0	1,951	62.9	7,837	6,142	2,201	2.23	2.79
Windsor County.....	24,753	15,420	38.5	12,152	32.8	2,234	61.6	9,333	7,416	2,891	2.25	2.77
PLACE AND COUNTY SUBDIVISION												
Addison town, Addison County.....	527	397	35.8	355	34.4	20	55.0	130	95	33	2.60	2.94
Albany village, Orleans County.....	73	55	41.8	45	35.6	7	71.4	18	12	4	2.64	2.95
Albany town, Orleans County.....	395	268	38.4	214	35.0	28	46.4	127	93	17	2.38	2.78
Alburg village, Grand Isle County.....	203	131	49.6	91	40.7	26	69.2	72	55	22	2.45	2.92
Alburg town, Grand Isle County.....	822	555	40.7	419	34.6	81	56.8	267	190	72	2.43	2.83
Andover town, Windsor County.....	218	141	27.0	129	27.1	5	20.0	77	56	22	2.14	2.57
Arlington CDP, Bennington County.....	518	333	37.8	245	31.0	67	59.7	185	141	66	2.34	2.81
Arlington town, Bennington County.....	999	662	34.0	526	28.1	94	58.5	337	261	117	2.32	2.76
Ascunty CDP, Windsor County.....	260	157	25.5	129	19.4	14	57.1	103	83	50	2.04	2.55
Athens town, Windham County.....	181	113	40.7	86	34.9	15	40.0	68	51	20	2.44	2.96
Averill town, Essex County.....	14	8	0.0	8	0.0	0	(X)	6	4	3	1.71	2.00
Avery's gore, Essex County.....	0	0	(X)	0	(X)	0	(X)	0	0	0	0.00	0.00
Bakersfield town, Franklin County.....	495	366	44.3	289	39.8	43	58.1	129	94	36	2.67	3.01
Baltimore town, Windsor County.....	90	74	37.8	57	35.1	6	33.3	16	14	3	2.71	2.92
Barnard town, Windsor County.....	413	286	33.9	235	27.7	34	52.9	127	94	31	2.29	2.66
Barnet CDP, Caledonia County.....	56	38	28.9	33	24.2	3	33.3	18	15	8	2.13	2.47
Barnet town, Caledonia County.....	666	481	38.0	399	35.8	54	44.4	185	147	72	2.52	2.93
Barre city, Washington County.....	4,137	2,173	47.8	1,328	37.2	629	66.8	1,964	1,604	577	2.14	2.82
Barre town, Washington County.....	3,228	2,335	38.9	1,871	33.3	308	59.4	893	686	288	2.45	2.82
Barton village, Orleans County.....	355	181	37.0	126	28.6	43	55.8	174	145	95	2.07	2.78
Barton town, Orleans County.....	1,192	733	40.0	544	33.5	130	61.5	459	369	193	2.30	2.86
Beecher Falls CDP, Essex County.....	79	55	47.3	41	39.0	9	77.8	24	19	6	2.24	2.65
Bellows Falls village, Windham County.....	1,314	726	50.3	446	41.3	210	66.2	588	479	190	2.30	3.00
Belvidere town, Lamoille County.....	153	91	47.3	72	43.1	10	80.0	62	44	17	2.27	2.84
Bennington CDP, Bennington County.....	3,833	2,145	45.2	1,384	34.9	568	64.1	1,688	1,382	545	2.22	2.85
Bennington town, Bennington County.....	6,246	3,716	43.6	2,510	34.5	884	64.3	2,530	2,064	908	2.29	2.88
Benson CDP, Rutland County.....	131	83	44.6	58	36.2	14	57.1	48	43	24	2.35	2.87
Benson town, Rutland County.....	420	288	39.9	224	33.5	34	58.8	132	107	46	2.46	2.85
Berkshire town, Franklin County.....	612	466	47.0	357	42.0	61	60.7	146	118	42	2.76	3.09
Berlin town, Washington County.....	1,125	745	38.9	559	31.8	124	61.3	380	295	117	2.35	2.79
Bethel CDP, Windsor County.....	262	145	45.5	96	34.4	38	65.8	117	97	28	2.17	2.79
Bethel town, Windsor County.....	868	563	36.6	429	31.0	98	54.1	305	231	78	2.34	2.80
Bloomfield town, Essex County.....	106	65	29.2	51	23.5	9	66.7	41	36	17	2.08	2.66
Bolton town, Chittenden County.....	487	327	41.0	269	37.2	33	72.7	160	108	20	2.43	2.84
Bradford CDP, Orange County.....	310	182	51.1	102	42.2	65	64.6	128	100	35	2.34	2.88
Bradford town, Orange County.....	1,104	725	44.0	521	37.2	145	64.8	379	287	90	2.46	2.92
Braintree town, Orange County.....	531	356	35.4	273	26.0	56	60.7	175	125	48	2.35	2.71
Brandon CDP, Rutland County.....	714	436	39.2	332	33.1	77	59.7	278	230	114	2.31	2.86
Brandon town, Rutland County.....	1,684	1,074	39.9	829	34.6	166	59.6	610	487	223	2.36	2.85
Brattleboro town, Windham County.....	5,562	2,864	44.8	1,884	34.2	757	66.3	2,698	2,153	743	2.09	2.75
Brattleboro CDP, Windham County.....	3,500	1,613	48.1	992	35.9	484	69.6	1,887	1,499	473	2.02	2.76
Bridgewater town, Windsor County.....	431	268	30.6	221	24.9	31	64.5	163	127	39	2.17	2.69
Bridport town, Addison County.....	485	346	35.5	292	33.2	33	51.5	139	97	39	2.51	2.89
Brighton town, Essex County.....	554	343	37.6	254	28.3	54	66.7	211	177	84	2.21	2.70
Bristol CDP, Addison County.....	869	526	42.2	388	34.8	102	60.8	343	264	106	2.32	2.83
Bristol town, Addison County.....	1,585	1,051	42.5	826	37.4	156	60.9	534	388	148	2.45	2.90
Brookfield town, Orange County.....	528	373	39.9	306	33.0	45	68.9	155	117	37	2.45	2.82
Brookline town, Windham County.....	206	147	40.8	118	36.4	20	55.0	59	37	16	2.57	2.95
Brownington town, Orleans County.....	399	274	42.0	218	35.8	34	61.8	125	89	32	2.48	2.86
Brunswick town, Essex County.....	44	35	34.3	27	25.9	4	75.0	9	8	6	2.55	2.89
Buels gore, Chittenden County.....	12	8	50.0	7	42.9	0	(X)	4	3	0	2.50	3.00
Burke town, Caledonia County.....	730	473	40.0	368	34.2	74	56.8	257	195	60	2.40	2.87
Burlington city, Chittenden County.....	16,119	6,561	45.5	4,573	39.4	1,469	63.5	9,558	5,730	1,438	2.19	2.88
Cabot village, Washington County.....	96	62	50.0	45	42.2	10	80.0	34	28	16	2.43	2.98
Cabot town, Washington County.....	570	404	42.1	332	37.7	51	60.8	166	131	49	2.51	2.94

Table 8.
Households and Families: 2010—Con.

[For information on confidentiality protection, nonsampling error, and definitions, see Selected Appendixes at <www.census.gov/prod/cen2010/cph-1-a.pdf>]

State County Place and County Subdivision	Total households	Family households						Nonfamily households			Average size	
		Total		Husband-wife family		Female householder, no husband present		Total	Householder living alone		House- holds	Families
		Number	Percent with own children under 18 years	Number	Percent with own children under 18 years	Number	Percent with own children under 18 years		Total	65 years and over		
PLACE AND COUNTY SUBDIVISION—Con.												
Calais town, Washington County.....	675	450	42.9	375	37.6	55	72.7	225	159	51	2.38	2.82
Cambridge village, Lamoille County.....	104	61	57.4	37	43.2	16	93.8	43	32	9	2.27	2.79
Cambridge town, Lamoille County.....	1,510	975	47.9	766	41.0	145	75.9	535	377	91	2.42	2.90
Canaan CDP, Essex County.....	181	115	35.7	81	30.9	24	54.2	66	59	24	2.17	2.69
Canaan town, Essex County.....	439	294	35.7	234	30.8	40	60.0	145	119	43	2.21	2.66
Castleton CDP, Rutland County.....	245	113	35.4	87	35.6	17	35.3	132	65	13	2.29	2.70
Castleton town, Rutland County.....	1,617	996	34.2	790	31.4	129	43.4	621	407	128	2.34	2.75
Cavendish CDP, Windsor County.....	81	54	37.0	41	29.3	9	77.8	27	25	9	2.21	2.67
Cavendish town, Windsor County.....	598	388	35.6	314	30.6	45	64.4	210	167	64	2.26	2.72
Charleston town, Orleans County.....	447	295	35.3	236	26.3	41	68.3	152	114	39	2.29	2.72
Charlotte town, Chittenden County.....	1,419	1,083	47.2	935	45.2	97	66.0	336	241	84	2.65	2.99
Chelsea town, Orange County.....	541	334	35.0	277	30.7	42	59.5	207	161	67	2.23	2.77
Chester CDP, Windsor County.....	497	256	44.1	177	36.7	55	63.6	241	208	94	2.02	2.79
Chester town, Windsor County.....	1,402	890	37.3	686	30.5	139	60.4	512	424	170	2.25	2.75
Chittenden town, Rutland County.....	499	369	39.8	322	37.9	27	55.6	130	98	35	2.52	2.89
Clarendon town, Rutland County.....	1,071	702	35.3	567	31.0	77	53.2	369	276	97	2.40	2.88
Colchester town, Chittenden County.....	6,314	4,097	44.8	3,144	39.3	670	63.9	2,217	1,538	367	2.41	2.85
Concord CDP, Essex County.....	111	70	47.1	52	40.4	13	76.9	41	30	12	2.44	2.91
Concord town, Essex County.....	522	332	40.1	267	34.1	40	75.0	190	153	61	2.34	2.85
Corinth town, Orange County.....	556	384	37.0	303	31.7	39	61.5	172	122	37	2.46	2.80
Cornwall town, Addison County.....	468	344	39.8	305	38.0	29	62.1	124	93	44	2.53	2.94
Coventry CDP, Orleans County.....	49	25	40.0	17	29.4	4	50.0	24	19	9	1.98	2.60
Coventry town, Orleans County.....	431	316	40.2	249	33.3	44	63.6	115	88	27	2.52	2.81
Craftsbury town, Orleans County.....	502	300	38.0	257	33.9	27	74.1	202	156	81	2.24	2.81
Danby town, Rutland County.....	550	370	36.2	311	33.1	31	51.6	180	140	59	2.38	2.84
Danville CDP, Caledonia County.....	179	106	41.5	81	35.8	15	46.7	73	64	39	2.14	2.74
Danville town, Caledonia County.....	928	639	37.9	516	33.7	77	53.2	289	229	108	2.37	2.78
Derby town, Orleans County.....	1,968	1,297	39.6	1,024	33.0	181	61.9	671	534	276	2.34	2.81
Derby Center village, Orleans County.....	271	151	45.0	105	32.4	26	76.9	120	101	33	2.12	2.74
Derby Line village, Orleans County.....	306	187	43.9	138	33.3	39	71.8	119	96	46	2.20	2.74
Dorset CDP, Bennington County.....	128	72	27.8	63	22.2	8	75.0	56	50	24	1.95	2.54
Dorset town, Bennington County.....	898	587	34.1	476	29.6	88	55.7	311	257	104	2.26	2.76
Dover town, Windham County.....	537	313	34.8	270	30.7	23	60.9	224	176	49	2.09	2.64
Dummerston town, Windham County.....	823	547	33.5	445	28.8	70	57.1	276	223	74	2.26	2.69
Duxbury town, Washington County.....	547	396	41.9	326	39.9	44	52.3	151	117	34	2.44	2.81
East Barre CDP, Washington County.....	332	229	45.9	171	38.0	33	60.6	103	78	31	2.49	2.90
East Burke CDP, Caledonia County.....	65	28	57.1	21	47.6	4	75.0	37	27	3	2.03	2.86
East Haven town, Essex County.....	119	82	31.7	59	22.0	19	57.9	37	28	13	2.44	2.68
East Middlebury CDP, Addison County.....	184	108	46.3	83	41.0	19	73.7	76	56	28	2.31	2.94
East Montpelier CDP, Washington County.....	34	22	31.8	14	28.6	6	16.7	12	8	2	2.35	2.55
East Montpelier town, Washington County.....	1,068	746	39.0	592	34.5	106	52.8	322	243	87	2.41	2.80
Eden town, Lamoille County.....	501	354	47.2	264	38.6	48	72.9	147	95	33	2.64	2.97
Elmore town, Lamoille County.....	366	234	44.4	204	41.2	20	80.0	132	98	28	2.34	2.87
Enosburg town, Franklin County.....	1,108	757	42.5	575	34.8	125	70.4	351	271	122	2.48	2.90
Enosburg Falls village, Franklin County.....	559	354	42.7	252	32.9	82	72.0	205	174	91	2.32	2.86
Essex town, Chittenden County.....	7,887	5,308	48.0	4,291	45.1	744	62.2	2,579	1,939	568	2.48	2.98
Essex Junction village, Chittenden County.....	3,875	2,436	48.2	1,917	45.2	386	60.4	1,439	1,064	301	2.39	2.95
Fairfax town, Franklin County.....	1,591	1,226	48.1	1,022	44.3	130	69.2	365	255	70	2.69	3.00
Fairfield town, Franklin County.....	718	520	46.0	424	42.2	54	64.8	198	145	54	2.63	3.04
Fair Haven town, Rutland County.....	1,135	738	40.0	508	30.9	163	60.1	397	324	143	2.41	2.91
Fair Haven CDP, Rutland County.....	957	606	41.3	394	30.7	156	60.9	351	287	129	2.37	2.90
Fairlee CDP, Orange County.....	83	42	33.3	29	31.0	8	37.5	41	28	7	2.28	2.83
Fairlee town, Orange County.....	429	262	35.1	215	30.2	32	59.4	167	129	42	2.25	2.76
Fayston town, Washington County.....	594	365	44.7	309	40.5	36	75.0	229	154	39	2.27	2.77
Ferdinand town, Essex County.....	12	10	50.0	9	55.6	1	0.0	2	2	1	2.67	3.00
Ferrisburgh town, Addison County.....	1,119	778	41.0	632	37.7	91	52.7	341	256	77	2.48	2.89
Fletcher town, Franklin County.....	497	368	46.5	305	41.0	37	78.4	129	89	25	2.57	2.91
Franklin town, Franklin County.....	547	395	45.8	317	42.9	47	59.6	152	124	70	2.56	2.96
Georgia town, Franklin County.....	1,598	1,298	46.3	1,063	43.6	144	62.5	300	227	64	2.83	3.07
Glastenbury town, Bennington County.....	3	3	33.3	3	33.3	0	(X)	0	0	0	2.67	2.67
Glover CDP, Orleans County.....	114	58	46.6	47	40.4	7	85.7	56	43	20	2.27	3.12
Glover town, Orleans County.....	456	294	40.1	241	34.4	35	68.6	162	123	57	2.36	2.86
Goshen town, Addison County.....	74	43	20.9	38	21.1	5	20.0	31	21	8	2.22	2.74
Grafton town, Windham County.....	313	207	32.9	185	29.7	12	66.7	106	91	34	2.17	2.66
Granby town, Essex County.....	43	28	17.9	26	15.4	1	100.0	15	14	8	2.05	2.50
Grand Isle town, Grand Isle County.....	854	616	35.9	500	30.6	78	62.8	238	181	62	2.42	2.77
Graniteville CDP, Washington County.....	325	222	47.7	151	35.8	49	73.5	103	79	35	2.41	2.80
Granville town, Addison County.....	136	83	34.9	59	28.8	16	56.3	53	40	9	2.19	2.60
Greensboro CDP, Orleans County.....	70	23	21.7	18	5.6	2	50.0	47	41	21	1.56	2.35
Greensboro town, Orleans County.....	329	202	34.7	168	31.5	21	28.6	127	105	44	2.23	2.77

Table 8.

Households and Families: 2010—Con.

[For information on confidentiality protection, nonsampling error, and definitions, see Selected Appendixes at <www.census.gov/prod/cen2010/cph-1-a.pdf>]

State County Place and County Subdivision	Total households	Family households						Nonfamily households			Average size	
		Total		Husband-wife family		Female householder, no husband present		Total	Householder living alone		House- holds	Families
		Number	Percent with own children under 18 years	Number	Percent with own children under 18 years	Number	Percent with own children under 18 years		Total	65 years and over		
PLACE AND COUNTY SUBDIVISION—Con.												
Greensboro Bend CDP, Orleans County.....	89	71	36.6	58	36.2	9	22.2	18	15	7	2.61	2.89
Groton CDP, Caledonia County.....	173	117	59.0	79	48.1	28	82.1	56	48	21	2.53	3.01
Groton town, Caledonia County.....	413	289	46.0	224	38.8	46	71.7	124	103	44	2.47	2.91
Guildhall town, Essex County.....	119	79	29.1	65	24.6	9	33.3	40	29	16	2.19	2.56
Guilford town, Windham County.....	902	574	39.7	450	34.0	75	60.0	328	244	78	2.35	2.85
Halifax town, Windham County.....	330	203	34.5	175	30.3	14	57.1	127	101	30	2.21	2.71
Hancock town, Addison County.....	150	85	41.2	60	30.0	17	76.5	65	49	12	2.15	2.68
Hardwick CDP, Caledonia County.....	584	333	49.5	216	37.5	79	73.4	251	204	99	2.30	2.97
Hardwick town, Caledonia County.....	1,239	799	45.1	578	36.9	156	66.0	440	348	143	2.41	2.93
Hartford town, Windsor County.....	4,446	2,618	41.6	1,989	35.6	457	64.1	1,828	1,459	553	2.22	2.82
Hartland CDP, Windsor County.....	160	96	45.8	85	44.7	9	55.6	64	51	15	2.38	3.02
Hartland town, Windsor County.....	1,417	975	38.3	827	36.2	109	53.2	442	333	105	2.39	2.81
Highgate town, Franklin County.....	1,311	977	46.1	731	39.4	151	66.9	334	226	80	2.70	2.98
Hinesburg town, Chittenden County.....	1,737	1,237	46.1	1,037	42.6	125	65.6	500	355	74	2.53	2.94
Hinesburg CDP, Chittenden County.....	304	152	55.3	116	49.1	25	88.0	152	110	25	2.16	2.93
Holland town, Orleans County.....	257	178	43.3	138	37.0	28	60.7	79	63	22	2.45	2.84
Hubbardtown town, Rutland County.....	315	193	34.2	159	30.2	16	43.8	122	98	33	2.24	2.70
Huntington town, Chittenden County.....	753	559	48.8	452	46.0	68	64.7	194	135	27	2.57	2.90
Hyde Park village, Lamoille County.....	194	128	48.4	87	40.2	27	66.7	66	57	18	2.38	2.84
Hyde Park town, Lamoille County.....	1,214	806	41.9	620	35.3	117	61.5	408	316	130	2.43	2.86
Ira town, Rutland County.....	171	121	39.7	101	39.6	9	55.6	50	40	14	2.53	2.95
Irasburg CDP, Orleans County.....	69	47	36.2	31	29.0	11	54.5	22	16	10	2.36	2.66
Irasburg town, Orleans County.....	462	335	40.9	272	34.2	42	71.4	127	91	44	2.52	2.85
Island Pond CDP, Essex County.....	377	221	39.4	153	26.8	41	73.2	156	133	69	2.18	2.73
Isle La Motte town, Grand Isle County.....	204	133	39.1	103	34.0	18	55.6	71	59	16	2.31	2.77
Jacksonville village, Windham County.....	93	61	42.6	48	31.3	10	90.0	32	21	4	2.40	2.85
Jamaica town, Windham County.....	460	280	41.4	221	36.2	28	60.7	180	145	49	2.25	2.81
Jay town, Orleans County.....	223	142	40.8	114	31.6	16	75.0	81	57	12	2.34	2.80
Jeffersonville village, Lamoille County.....	325	175	58.3	115	48.7	44	77.3	150	113	28	2.24	2.93
Jericho village, Chittenden County.....	514	391	46.0	324	42.3	46	63.0	123	92	24	2.59	2.92
Jericho town, Chittenden County.....	1,881	1,464	47.3	1,264	44.8	135	59.3	417	298	94	2.66	2.97
Johnson village, Lamoille County.....	444	180	51.1	97	34.0	58	70.7	264	171	39	2.07	2.72
Johnson town, Lamoille County.....	1,210	685	47.2	469	37.3	135	72.6	525	330	100	2.37	2.84
Killington town, Rutland County.....	388	188	29.8	152	25.0	17	41.2	200	153	45	2.00	2.60
Kirby town, Caledonia County.....	194	139	43.9	117	36.8	15	86.7	55	35	9	2.54	2.86
Landgrove town, Bennington County.....	74	48	31.3	42	26.2	4	75.0	26	22	12	2.14	2.65
Leicester town, Addison County.....	448	302	35.1	260	33.8	32	43.8	146	104	33	2.46	2.86
Lemington town, Essex County.....	50	30	30.0	28	25.0	1	100.0	20	20	9	2.08	2.80
Lewis town, Essex County.....	0	0	(X)	0	(X)	0	(X)	0	0	0	0.00	0.00
Lincoln town, Addison County.....	512	345	45.8	278	43.5	43	51.2	167	129	45	2.47	2.96
Londonderry town, Windham County.....	790	493	38.1	409	32.5	53	66.0	297	227	107	2.24	2.75
Lowell CDP, Orleans County.....	89	60	46.7	45	40.0	8	62.5	29	22	8	2.56	3.03
Lowell town, Orleans County.....	340	239	43.9	184	38.6	33	63.6	101	78	25	2.57	2.97
Ludlow village, Windsor County.....	405	174	40.8	114	28.1	43	72.1	231	192	80	1.88	2.58
Ludlow town, Windsor County.....	930	507	34.7	392	27.6	82	61.0	423	346	144	2.06	2.64
Lunenburg town, Essex County.....	578	377	34.5	297	27.9	59	57.6	201	164	81	2.25	2.71
Lyndon town, Caledonia County.....	2,210	1,356	39.5	1,032	32.2	218	60.6	854	631	269	2.34	2.82
Lyndonville village, Caledonia County.....	556	276	48.2	167	37.7	85	60.0	280	191	81	2.17	2.74
Maidstone town, Essex County.....	93	67	31.3	59	28.8	5	60.0	26	22	8	2.24	2.55
Manchester village, Bennington County.....	423	175	30.3	163	28.2	7	57.1	248	238	182	1.72	2.59
Manchester town, Bennington County.....	2,047	1,198	40.2	955	36.3	175	57.7	849	736	361	2.13	2.75
Manchester Center CDP, Bennington County.....	985	564	45.7	404	40.8	119	61.3	421	347	118	2.15	2.78
Marlboro town, Windham County.....	378	241	35.3	195	30.3	29	51.7	137	97	38	2.28	2.70
Marshfield village, Washington County.....	106	67	53.7	50	52.0	8	62.5	39	28	8	2.58	3.19
Marshfield town, Washington County.....	637	445	47.6	336	39.6	73	74.0	192	133	49	2.49	2.84
Mendon town, Rutland County.....	475	294	35.0	242	30.2	37	56.8	181	132	40	2.23	2.69
Middlebury CDP, Addison County.....	2,007	1,011	44.2	731	35.3	218	69.3	996	838	381	2.03	2.72
Middlebury town, Addison County.....	2,787	1,529	44.0	1,148	36.7	283	67.1	1,258	1,037	452	2.14	2.80
Middlesex town, Washington County.....	687	508	44.9	418	41.9	52	65.4	179	120	35	2.52	2.84
Middletown Springs town, Rutland County.....	321	234	34.2	200	27.5	25	64.0	87	64	26	2.32	2.63
Milton CDP, Chittenden County.....	740	483	45.8	347	38.9	88	65.9	257	184	54	2.51	2.99
Milton town, Chittenden County.....	3,889	2,884	45.8	2,246	41.9	412	60.7	1,005	708	197	2.66	3.00
Monkton town, Addison County.....	741	571	44.0	483	41.2	59	61.0	170	109	36	2.67	2.97
Montgomery town, Franklin County.....	509	329	39.2	257	33.5	52	61.5	180	129	41	2.36	2.84
Montpelier city, Washington County.....	3,786	1,868	45.5	1,359	37.5	371	67.1	1,918	1,552	527	2.02	2.74
Moretown town, Washington County.....	696	460	42.6	384	38.8	52	69.2	236	179	46	2.38	2.85
Morgan town, Orleans County.....	321	216	29.6	172	20.9	28	57.1	105	76	36	2.33	2.69
Morristown town, Lamoille County.....	2,197	1,365	44.8	1,000	38.6	254	61.8	832	647	271	2.33	2.86
Morrisville village, Lamoille County.....	878	449	45.0	304	35.5	105	62.9	429	348	162	2.12	2.86
Mount Holly town, Rutland County.....	541	361	31.3	302	26.5	39	59.0	180	136	53	2.29	2.70

Table 8.
Households and Families: 2010—Con.

[For information on confidentiality protection, nonsampling error, and definitions, see Selected Appendixes at <www.census.gov/prod/cen2010/cph-1-a.pdf>]

State County Place and County Subdivision	Total households	Family households						Nonfamily households			Average size	
		Total		Husband-wife family		Female householder, no husband present		Total	Householder living alone		House- holds	Families
		Number	Percent with own children under 18 years	Number	Percent with own children under 18 years	Number	Percent with own children under 18 years		Total	65 years and over		
PLACE AND COUNTY SUBDIVISION—Con.												
Mount Tabor town, Rutland County.....	116	79	31.6	54	24.1	13	53.8	37	33	14	2.20	2.63
Newark town, Caledonia County.....	266	154	32.5	128	28.1	11	36.4	112	85	26	2.18	2.73
Newbury village, Orange County.....	183	93	36.6	64	26.6	17	52.9	90	79	50	1.99	2.71
Newbury town, Orange County.....	986	606	38.3	463	29.2	93	66.7	380	308	131	2.25	2.77
Newfane village, Windham County.....	61	31	35.5	25	28.0	5	60.0	30	25	12	1.93	2.58
Newfane town, Windham County.....	771	493	34.3	400	27.8	59	57.6	278	215	69	2.24	2.67
New Haven town, Addison County.....	689	502	40.8	411	37.0	53	56.6	187	134	35	2.51	2.84
Newport city, Orleans County.....	1,855	1,033	44.7	687	33.5	254	66.9	822	683	285	2.18	2.80
Newport town, Orleans County.....	664	471	36.1	382	29.8	56	67.9	193	142	55	2.40	2.75
Newport Center CDP, Orleans County.....	107	77	53.2	49	38.8	24	75.0	30	19	8	2.56	2.82
North Bennington village, Bennington County.....	464	263	40.3	205	36.6	38	52.6	201	170	90	2.23	2.90
Northfield village, Washington County.....	818	442	47.3	293	41.0	102	59.8	376	266	108	2.28	2.87
Northfield town, Washington County.....	1,906	1,186	40.6	886	35.6	200	52.5	720	517	225	2.36	2.84
North Hartland CDP, Windsor County.....	131	82	37.8	67	34.3	14	57.1	49	40	13	2.31	2.80
North Hero town, Grand Isle County.....	349	245	28.6	213	27.2	18	44.4	104	80	19	2.30	2.70
North Springfield CDP, Windsor County.....	245	162	34.0	136	30.9	18	38.9	83	68	38	2.28	2.73
North Troy village, Orleans County.....	260	155	50.3	101	34.7	39	79.5	105	77	27	2.38	2.91
North Westminster village, Windham County	101	71	33.8	53	26.4	12	58.3	30	24	8	2.45	2.75
Norton town, Essex County.....	87	50	18.0	43	14.0	2	0.0	37	30	14	1.94	2.48
Norwich CDP, Windsor County.....	364	234	46.2	202	43.6	22	81.8	130	107	64	2.41	2.98
Norwich town, Windsor County.....	1,386	945	45.8	823	43.5	81	67.9	441	353	140	2.46	2.95
Old Bennington village, Bennington County..	59	42	38.1	37	32.4	2	100.0	17	11	5	2.36	2.69
Orange town, Orange County.....	425	299	36.5	244	32.0	28	60.7	126	94	21	2.52	2.92
Orleans village, Orleans County.....	349	217	42.4	155	31.6	45	71.1	132	104	53	2.34	2.88
Orwell town, Addison County.....	485	348	40.5	294	35.7	28	57.1	137	95	43	2.58	2.93
Panton town, Addison County.....	267	192	35.9	165	32.1	15	60.0	75	57	23	2.54	2.89
Pawlet town, Rutland County.....	606	411	39.7	331	34.4	60	70.0	195	156	63	2.44	2.90
Peacham town, Caledonia County.....	299	213	36.2	176	35.2	24	41.7	86	75	35	2.45	2.90
Perkinsville village, Windsor County.....	56	36	44.4	26	38.5	8	50.0	20	15	6	2.32	2.86
Peru town, Bennington County.....	165	106	41.5	96	38.5	6	66.7	59	46	14	2.27	2.79
Pittsfield town, Rutland County.....	245	150	38.0	124	37.1	17	41.2	95	69	22	2.23	2.75
Pittsford CDP, Rutland County.....	337	192	41.1	152	32.9	32	71.9	145	127	70	2.20	2.88
Pittsford town, Rutland County.....	1,277	833	37.2	672	32.3	109	61.5	444	353	142	2.32	2.79
Plainfield CDP, Washington County.....	177	94	48.9	63	42.9	21	61.9	83	64	17	2.26	2.95
Plainfield town, Washington County.....	528	319	42.9	248	40.7	47	55.3	209	154	46	2.35	2.91
Plymouth town, Windsor County.....	290	181	30.9	159	26.4	14	57.1	109	88	25	2.13	2.66
Pomfret town, Windsor County.....	393	252	38.9	220	35.5	16	56.3	141	109	48	2.30	2.82
Poultney village, Rutland County.....	493	263	44.1	189	37.6	53	64.2	230	166	64	2.25	2.90
Poultney town, Rutland County.....	1,250	781	37.4	618	32.5	113	54.0	469	357	154	2.34	2.87
Pownal town, Bennington County.....	1,429	990	39.5	760	33.0	140	61.4	439	339	121	2.47	2.89
Proctor town, Rutland County.....	717	500	42.6	373	35.4	96	64.6	217	175	73	2.43	2.84
Proctorsville CDP, Windsor County.....	207	120	40.0	88	34.1	20	60.0	87	72	30	2.16	2.76
Putney CDP, Windham County.....	283	117	41.9	77	24.7	30	76.7	166	133	53	1.84	2.59
Putney town, Windham County.....	1,001	571	44.1	431	36.7	97	64.9	430	323	113	2.22	2.81
Quechee CDP, Windsor County.....	274	175	52.0	142	45.8	29	79.3	99	73	20	2.39	2.92
Randolph CDP, Orange County.....	890	512	40.8	358	30.7	121	65.3	378	317	128	2.15	2.78
Randolph town, Orange County.....	1,827	1,159	38.7	891	32.4	186	64.0	668	531	197	2.32	2.82
Reading town, Windsor County.....	290	192	37.5	157	31.2	27	70.4	98	74	33	2.30	2.70
Readsboro CDP, Bennington County.....	141	87	36.8	64	31.3	14	57.1	54	46	28	2.28	2.91
Readsboro town, Bennington County.....	336	209	34.9	165	30.3	24	54.2	127	100	46	2.27	2.85
Richford CDP, Franklin County.....	557	345	47.8	219	37.0	81	65.4	212	167	75	2.42	2.92
Richford town, Franklin County.....	900	596	45.1	417	35.7	115	67.0	304	245	100	2.48	2.94
Richmond CDP, Chittenden County.....	298	187	56.7	128	47.7	44	75.0	111	77	13	2.43	2.96
Richmond town, Chittenden County.....	1,586	1,154	48.3	947	44.6	148	63.5	432	297	74	2.56	2.94
Ripton town, Addison County.....	263	161	42.2	134	37.3	17	70.6	102	71	25	2.24	2.70
Rochester CDP, Windsor County.....	148	72	47.2	46	32.6	21	76.2	76	69	24	1.95	2.81
Rochester town, Windsor County.....	532	310	35.8	252	30.6	44	61.4	222	179	60	2.12	2.68
Rockingham town, Windham County.....	2,197	1,315	44.8	908	35.9	299	65.6	882	697	272	2.33	2.91
Roxbury town, Washington County.....	300	205	33.7	161	29.2	17	52.9	95	73	17	2.30	2.69
Royalton town, Windsor County.....	1,288	666	37.4	520	31.7	92	56.5	622	460	94	2.15	2.78
Rupert town, Bennington County.....	309	217	29.5	185	27.6	21	38.1	92	78	32	2.30	2.72
Rutland city, Rutland County.....	7,404	3,910	43.5	2,605	34.3	964	63.6	3,494	2,829	1,081	2.14	2.81
Rutland town, Rutland County.....	1,754	1,141	33.6	956	29.9	135	52.6	613	511	298	2.27	2.78
Ryegate town, Caledonia County.....	478	335	36.7	273	31.9	32	56.3	143	108	42	2.46	2.84
St. Albans city, Franklin County.....	2,977	1,665	50.7	1,107	42.5	423	68.1	1,312	1,017	351	2.29	2.95
St. Albans town, Franklin County.....	2,277	1,602	42.3	1,263	38.1	234	56.0	675	508	236	2.50	2.92
St. George town, Chittenden County.....	275	189	46.0	136	39.7	31	58.1	86	58	15	2.45	2.79
St. Johnsbury CDP, Caledonia County.....	2,623	1,468	47.2	969	36.0	366	68.6	1,155	969	426	2.19	2.80
St. Johnsbury town, Caledonia County.....	3,158	1,870	45.9	1,284	36.0	416	66.8	1,288	1,061	462	2.27	2.83
Salisbury town, Addison County.....	444	315	39.0	250	34.8	35	65.7	129	95	27	2.52	2.88

Table 8.
Households and Families: 2010—Con.

[For information on confidentiality protection, nonsampling error, and definitions, see Selected Appendixes at <www.census.gov/prod/cen2010/cph-1-a.pdf>]

State County Place and County Subdivision	Total households	Family households						Nonfamily households			Average size	
		Total		Husband-wife family		Female householder, no husband present		Total	Householder living alone		House- holds	Families
		Number	Percent with own children under 18 years	Number	Percent with own children under 18 years	Number	Percent with own children under 18 years		Total	65 years and over		
PLACE AND COUNTY SUBDIVISION—Con.												
Sandgate town, Bennington County.....	162	110	35.5	95	32.6	9	66.7	52	35	13	2.41	2.83
Saxtons River village, Windham County.....	210	148	53.4	92	39.1	48	81.3	62	54	15	2.52	2.95
Searsburg town, Bennington County.....	44	30	33.3	22	31.8	4	50.0	14	12	4	2.48	2.70
Shaftsburg town, Bennington County.....	1,508	1,045	38.2	889	33.4	100	62.0	463	358	160	2.38	2.80
Sharon town, Windsor County.....	621	417	40.8	331	35.3	55	61.8	204	152	40	2.42	2.85
Sheffield town, Caledonia County.....	283	199	37.7	161	35.4	19	47.4	84	62	21	2.48	2.83
Shelburne CDP, Chittenden County.....	262	157	40.1	117	33.3	30	60.0	105	69	21	2.26	2.77
Shelburne town, Chittenden County.....	2,880	1,955	45.6	1,656	42.3	205	63.9	925	748	442	2.42	2.93
Sheldon town, Franklin County.....	815	597	47.1	462	40.3	82	65.9	218	150	45	2.68	3.02
Shoreham town, Addison County.....	510	360	35.3	303	31.0	33	63.6	150	102	30	2.48	2.83
Shrewsbury town, Rutland County.....	446	311	28.0	266	25.6	29	48.3	135	100	38	2.30	2.66
Somerset town, Windham County.....	3	0	(X)	0	(X)	0	(X)	3	3	1	1.00	0.00
South Barre CDP, Washington County.....	531	353	37.4	270	30.0	62	59.7	178	144	58	2.30	2.74
South Burlington city, Chittenden County.....	7,987	4,389	44.1	3,454	40.6	686	58.2	3,598	2,648	1,085	2.19	2.82
South Hero town, Grand Isle County.....	673	478	36.6	396	32.1	56	53.6	195	144	42	2.42	2.82
South Royalton CDP, Windsor County.....	421	110	33.6	80	27.5	21	52.4	311	240	35	1.65	2.57
South Shaftsburg CDP, Bennington County..	293	197	38.6	153	31.4	34	61.8	96	70	29	2.33	2.74
Springfield CDP, Windsor County.....	1,779	1,022	50.2	636	37.1	286	76.9	757	624	274	2.23	2.81
Springfield town, Windsor County.....	3,903	2,458	42.1	1,778	32.6	477	69.2	1,445	1,163	512	2.28	2.76
Stamford town, Bennington County.....	334	237	35.0	207	31.9	23	65.2	97	80	38	2.47	2.92
Stannard town, Caledonia County.....	85	58	37.9	46	37.0	9	33.3	27	22	4	2.54	2.98
Starksboro town, Addison County.....	698	478	47.3	376	45.7	65	58.5	220	152	44	2.54	3.01
Stockbridge town, Windsor County.....	339	208	38.9	170	33.5	24	66.7	131	103	42	2.17	2.70
Stowe CDP, Lamoille County.....	304	87	37.9	74	31.1	10	90.0	217	173	94	1.63	2.55
Stowe town, Lamoille County.....	1,948	1,118	43.1	935	39.0	129	69.0	830	634	240	2.21	2.83
Strafford town, Orange County.....	453	316	37.0	265	35.5	39	51.3	137	106	41	2.42	2.89
Stratton town, Windham County.....	98	62	32.3	51	31.4	10	30.0	36	29	12	2.20	2.71
Sudbury town, Rutland County.....	239	173	31.2	148	26.4	20	60.0	66	49	18	2.34	2.69
Sunderland town, Bennington County.....	393	277	36.1	228	32.5	31	48.4	116	90	43	2.43	2.84
Sutton town, Caledonia County.....	403	290	37.9	229	31.9	32	59.4	113	82	34	2.55	2.88
Swanton village, Franklin County.....	999	633	45.7	440	37.7	133	64.7	366	297	139	2.37	2.90
Swanton town, Franklin County.....	2,558	1,777	44.2	1,350	36.7	291	67.4	781	596	229	2.50	2.92
Thetford town, Orange County.....	1,097	734	40.5	617	37.1	82	57.3	363	279	85	2.36	2.84
Tinmouth town, Rutland County.....	254	172	37.2	142	29.6	17	70.6	82	63	25	2.41	2.87
Topsham town, Orange County.....	463	326	39.9	260	35.8	36	47.2	137	101	39	2.53	2.96
Townshend town, Windham County.....	574	325	37.2	264	30.3	29	58.6	249	200	94	2.15	2.80
Troy CDP, Orleans County.....	109	67	32.8	57	26.3	5	80.0	42	33	16	2.23	2.78
Troy town, Orleans County.....	687	449	40.1	346	32.4	67	68.7	238	176	68	2.42	2.88
Tunbridge town, Orange County.....	556	361	37.1	281	33.8	52	53.8	195	147	52	2.31	2.76
Underhill town, Chittenden County.....	1,133	907	42.9	812	40.5	60	58.3	226	157	37	2.66	2.93
Vergennes city, Addison County.....	994	617	45.2	427	38.6	136	63.2	377	309	120	2.31	2.89
Vernon town, Windham County.....	865	610	42.1	485	39.0	85	50.6	255	216	113	2.48	2.92
Vershire town, Orange County.....	300	189	45.0	145	36.6	29	72.4	111	85	16	2.30	2.82
Victory town, Essex County.....	36	12	41.7	9	33.3	0	(X)	24	20	8	1.72	2.83
Waitsfield CDP, Washington County.....	86	41	41.5	30	36.7	7	42.9	45	39	12	1.91	2.68
Waitsfield town, Washington County.....	776	484	43.0	413	38.3	49	65.3	292	242	77	2.21	2.76
Walden town, Caledonia County.....	374	258	45.3	206	41.7	36	61.1	116	91	26	2.50	2.95
Wallingford CDP, Rutland County.....	362	242	36.0	180	32.2	47	44.7	120	105	53	2.27	2.76
Wallingford town, Rutland County.....	882	600	34.3	484	31.8	78	47.4	282	230	99	2.32	2.78
Waltham town, Addison County.....	204	142	35.9	118	32.2	15	60.0	62	54	28	2.38	2.82
Wardsboro town, Windham County.....	374	242	40.9	197	36.5	25	52.0	132	106	30	2.41	2.91
Warner's grant, Essex County.....	0	0	(X)	0	(X)	0	(X)	0	0	0	0.00	0.00
Warren town, Washington County.....	771	426	46.0	350	41.1	54	68.5	345	252	84	2.21	2.86
Warren's gore, Essex County.....	2	2	0.0	2	0.0	0	(X)	0	0	0	2.00	2.00
Washington town, Orange County.....	437	317	31.9	254	25.6	41	53.7	120	89	27	2.38	2.68
Waterbury village, Washington County.....	842	383	49.1	272	42.3	78	66.7	459	360	101	2.03	2.87
Waterbury town, Washington County.....	2,207	1,365	44.9	1,105	40.5	177	67.2	842	645	180	2.27	2.83
Waterford town, Caledonia County.....	505	387	38.8	332	34.9	29	58.6	118	90	43	2.52	2.84
Waterville town, Lamoille County.....	274	195	42.6	161	36.0	23	69.6	79	57	16	2.46	2.79
Weathersfield town, Windsor County.....	1,253	841	30.2	705	25.8	72	45.8	412	316	145	2.25	2.64
Websterville CDP, Washington County.....	234	153	43.8	114	36.8	21	61.9	81	61	20	2.35	2.80
Wells CDP, Rutland County.....	183	109	27.5	85	21.2	16	50.0	74	51	27	2.17	2.63
Wells town, Rutland County.....	515	321	30.5	258	25.2	37	48.6	194	149	65	2.23	2.71
Wells River village, Orange County.....	189	98	45.9	64	29.7	23	73.9	91	71	34	2.11	2.73
West Brattleboro CDP, Windham County.....	1,281	722	43.1	459	32.0	206	61.7	559	467	199	2.13	2.75
West Burke village, Caledonia County.....	142	92	42.4	59	39.0	28	42.9	50	38	20	2.42	2.88
West Fairlee town, Orange County.....	275	183	42.1	140	33.6	26	61.5	92	65	28	2.37	2.78
Westfield town, Orleans County.....	227	151	37.1	121	29.8	21	57.1	76	57	16	2.29	2.71
Westford town, Chittenden County.....	757	574	45.6	485	43.7	61	57.4	183	126	33	2.68	3.00
West Haven town, Rutland County.....	112	77	26.0	69	23.2	3	33.3	35	27	9	2.36	2.73

Table 8.

Households and Families: 2010—Con.

[For information on confidentiality protection, nonsampling error, and definitions, see Selected Appendixes at <www.census.gov/prod/cen2010/cph-1-a.pdf>]

State County Place and County Subdivision	Total households	Family households						Nonfamily households			Average size	
		Total		Husband-wife family		Female householder, no husband present		Total	Householder living alone		House- holds	Families
		Number	Percent with own children under 18 years	Number	Percent with own children under 18 years	Number	Percent with own children under 18 years		Total	65 years and over		
PLACE AND COUNTY SUBDIVISION—Con.												
Westminster village, Windham County.....	128	87	29.9	69	21.7	13	53.8	41	29	14	2.27	2.62
Westminster town, Windham County.....	1,298	834	35.6	658	29.6	116	50.9	464	333	116	2.35	2.79
Westmore town, Orleans County.....	165	105	27.6	89	19.1	6	33.3	60	51	20	2.07	2.50
Weston town, Windsor County.....	262	157	26.1	132	22.7	17	41.2	105	81	42	2.11	2.63
West Rutland town, Rutland County.....	980	631	38.8	480	34.4	103	53.4	349	275	114	2.37	2.90
West Rutland CDP, Rutland County.....	859	551	38.5	414	34.1	93	52.7	308	242	101	2.36	2.88
West Windsor town, Windsor County.....	499	320	33.4	275	30.9	28	46.4	179	143	59	2.20	2.69
Weybridge town, Addison County.....	331	240	41.7	203	41.4	25	40.0	91	63	26	2.52	2.84
Wheelock town, Caledonia County.....	322	213	40.8	173	33.5	22	86.4	109	82	32	2.43	2.90
White River Junction CDP, Windsor County.	1,060	545	44.2	370	37.3	123	64.2	515	395	136	2.14	2.86
Whiting town, Addison County.....	167	111	40.5	93	34.4	12	83.3	56	39	17	2.51	3.00
Whitingham town, Windham County.....	574	389	39.1	307	32.6	52	75.0	185	144	42	2.36	2.77
Wilder CDP, Windsor County.....	715	453	45.7	333	38.7	77	64.9	262	215	85	2.36	2.91
Williamstown CDP, Orange County.....	518	295	47.8	206	37.9	59	74.6	223	177	94	2.24	2.87
Williamstown town, Orange County.....	1,379	941	40.9	720	34.0	135	63.7	438	332	145	2.45	2.87
Williston town, Chittenden County.....	3,514	2,425	46.0	2,057	44.1	263	56.7	1,089	852	432	2.47	2.97
Wilmington CDP, Windham County.....	222	113	47.8	75	30.7	27	85.2	109	83	19	2.09	2.72
Wilmington town, Windham County.....	866	502	38.4	395	30.1	71	71.8	364	284	85	2.17	2.73
Windham town, Windham County.....	187	128	32.0	105	24.8	12	66.7	59	47	16	2.24	2.62
Windsor town, Windsor County.....	1,492	898	41.5	647	35.7	170	57.6	594	504	236	2.25	2.84
Windsor CDP, Windsor County.....	919	523	45.1	353	38.8	126	60.3	396	345	164	2.22	2.88
Winhall town, Bennington County.....	343	215	37.7	194	35.6	12	58.3	128	98	32	2.24	2.80
Winooski city, Chittenden County.....	3,197	1,461	45.4	895	35.5	432	67.4	1,736	1,168	319	2.18	2.94
Wolcott town, Lamoille County.....	641	451	48.8	342	42.1	63	66.7	190	137	36	2.61	2.99
Woodbury town, Washington County.....	399	249	36.1	210	32.9	18	55.6	150	106	24	2.27	2.76
Woodford town, Bennington County.....	180	117	34.2	94	31.9	20	40.0	63	48	5	2.36	2.85
Woodstock village, Windsor County.....	441	223	39.0	180	34.4	28	67.9	218	194	101	1.96	2.73
Woodstock town, Windsor County.....	1,392	865	34.2	704	29.3	111	60.4	527	440	206	2.16	2.69
Worcester CDP, Washington County.....	47	26	46.2	19	42.1	5	80.0	21	14	6	2.38	3.15
Worcester town, Washington County.....	390	281	40.9	224	33.5	39	69.2	109	75	25	2.54	2.88

Table 9.

Household Relationship and Group Quarters Population: 2010

[For information on confidentiality protection, nonsampling error, and definitions, see Selected Appendixes at <www.census.gov/prod/cen2010/cph-1-a.pdf>]

State County County Subdivision Place	Household population							Group quarters population		
	Total	Householder	Relationship to householder					Total	Institutionalized population	Non-institutionalized population
			Spouse	Child	Other relatives	Nonrelatives				
						Total	Unmarried partner			
Vermont	600,412	256,442	124,395	153,485	18,945	47,145	23,667	25,329	5,571	19,758
Addison County	33,969	14,084	7,510	8,926	1,105	2,344	1,245	2,852	163	2,689
Addison town.....	1,371	527	355	364	50	75	33	0	0	0
Bridport town.....	1,216	485	292	332	29	78	42	2	0	2
Bristol town.....	3,882	1,585	826	1,042	124	305	164	12	12	0
Bristol CDP.....	2,018	869	388	514	62	185	89	12	12	0
Cornwall town.....	1,185	468	305	346	18	48	26	0	0	0
Ferrisburgh town.....	2,772	1,119	632	729	107	185	102	3	0	3
Goshen town.....	164	74	38	31	6	15	9	0	0	0
Granville town.....	298	136	59	69	5	29	22	0	0	0
Hancock town.....	322	150	60	65	18	29	20	1	0	1
Leicester town.....	1,100	448	260	262	41	89	39	0	0	0
Lincoln town.....	1,266	512	278	363	34	79	40	5	4	1
Middlebury town.....	5,977	2,787	1,148	1,443	155	444	215	2,519	113	2,406
East Middlebury CDP.....	425	184	83	108	19	31	20	0	0	0
Middlebury CDP.....	4,069	2,007	731	917	94	320	133	2,519	113	2,406
Monkton town.....	1,980	741	483	565	75	116	71	0	0	0
New Haven town.....	1,727	689	411	463	50	114	57	0	0	0
Orwell town.....	1,250	485	294	338	40	93	48	0	0	0
Panton town.....	677	267	165	175	23	47	18	0	0	0
Ripton town.....	588	263	134	129	10	52	37	0	0	0
Salisbury town.....	1,117	444	250	298	44	81	44	19	12	7
Shoreham town.....	1,265	510	303	315	40	97	53	0	0	0
Starksboro town.....	1,774	698	376	518	68	114	70	3	0	3
Vergennes city.....	2,300	994	427	635	105	139	73	288	22	266
Waltham town.....	486	204	118	120	20	24	11	0	0	0
Weybridge town.....	833	331	203	211	27	61	30	0	0	0
Whiting town.....	419	167	93	113	16	30	21	0	0	0
Bennington County	35,650	15,470	7,447	9,144	1,281	2,308	1,365	1,475	488	987
Arlington town.....	2,317	999	526	541	97	154	100	0	0	0
Arlington CDP (part).....	1,072	461	219	274	44	74	47	0	0	0
Bennington town.....	14,330	6,246	2,510	3,893	568	1,113	641	1,434	488	946
Bennington CDP.....	8,522	3,833	1,384	2,260	327	718	416	552	457	95
North Bennington village.....	1,033	464	205	260	36	68	32	610	24	586
Old Bennington village.....	139	59	37	33	1	9	6	0	0	0
Dorset town.....	2,031	898	476	498	57	102	66	0	0	0
Dorset CDP.....	249	128	63	46	2	10	7	0	0	0
Glastenbury town.....	8	3	3	2	0	0	0	0	0	0
Landgrove town.....	158	74	42	34	3	5	3	0	0	0
Manchester town.....	4,368	2,047	955	1,020	127	219	114	23	0	23
Manchester village.....	726	423	163	107	8	25	10	23	0	23
Manchester Center CDP.....	2,120	985	404	527	73	131	72	0	0	0
Peru town.....	375	165	96	92	2	20	9	0	0	0
Pownal town.....	3,527	1,429	760	952	156	230	164	0	0	0
Readsboro town.....	763	336	165	185	37	40	26	0	0	0
Readsboro CDP.....	321	141	64	76	26	14	9	0	0	0
Rupert town.....	710	309	185	170	18	28	16	4	0	4
Sandgate town.....	391	162	95	97	9	28	12	14	0	14
Searsburg town.....	109	44	22	26	3	14	5	0	0	0
Shaftsbury town.....	3,590	1,508	889	899	93	201	123	0	0	0
South Shaftsbury CDP.....	683	293	153	169	21	47	30	0	0	0
Stamford town.....	824	334	207	224	23	36	21	0	0	0
Sunderland town.....	956	393	228	238	45	52	28	0	0	0
Arlington CDP (part).....	141	57	26	33	8	17	5	0	0	0
Winhall town.....	769	343	194	175	19	38	18	0	0	0
Woodford town.....	424	180	94	98	24	28	19	0	0	0
Caledonia County	29,882	12,553	6,242	7,877	1,009	2,201	1,213	1,345	406	939
Barnet town.....	1,678	666	399	468	60	85	46	30	0	30
Barnet CDP.....	119	56	33	21	2	7	5	10	0	10
Burke town.....	1,753	730	368	456	62	137	69	0	0	0
East Burke CDP.....	132	65	21	27	4	15	6	0	0	0
West Burke village.....	343	142	59	100	14	28	16	0	0	0
Danville town.....	2,196	928	516	556	68	128	77	0	0	0
Danville CDP.....	383	179	81	95	8	20	16	0	0	0
Groton town.....	1,022	413	224	289	39	57	34	0	0	0
Groton CDP.....	437	173	79	138	18	29	16	0	0	0
Hardwick town.....	2,984	1,239	578	855	111	201	124	26	0	26
Hardwick CDP.....	1,345	584	216	384	57	104	64	0	0	0
Kirby town.....	493	194	117	132	9	41	23	0	0	0
Lyndon town.....	5,175	2,210	1,032	1,256	185	492	219	806	51	755
Lyndonville village.....	1,207	556	167	270	44	170	70	0	0	0
Newark town.....	581	266	128	121	18	48	30	0	0	0
Peacham town.....	732	299	176	201	27	29	18	0	0	0
Ryegate town.....	1,174	478	273	303	39	81	50	0	0	0
St. Johnsbury town.....	7,157	3,158	1,284	1,942	193	580	340	446	327	119
St. Johnsbury CDP.....	5,747	2,623	969	1,533	141	481	281	446	327	119
Sheffield town.....	703	283	161	175	28	56	27	0	0	0
Stannard town.....	216	85	46	55	14	16	6	0	0	0

Table 9.

Household Relationship and Group Quarters Population: 2010—Con.

[For information on confidentiality protection, nonsampling error, and definitions, see Selected Appendixes at <www.census.gov/prod/cen2010/cph-1-a.pdf>]

State County County Subdivision Place	Household population							Group quarters population		
	Total	Householder	Relationship to householder					Total	Institutionalized population	Non-institutionalized population
			Spouse	Child	Other relatives	Nonrelatives				
						Total	Unmarried partner			
Caledonia County—Con.										
Sutton town.....	1,029	403	229	257	59	81	46	0	0	0
Walden town.....	935	374	206	266	32	57	35	0	0	0
Waterford town.....	1,271	505	332	345	34	55	35	9	0	9
Wheelock town.....	783	322	173	200	31	57	34	28	28	0
Chittenden County.....	146,750	61,827	28,660	37,454	4,035	14,774	5,513	9,795	1,163	8,632
Bolton town.....	1,182	487	269	297	35	94	47	0	0	0
Buels gore.....	30	12	7	8	1	2	2	0	0	0
Burlington city.....	35,357	16,119	4,573	6,786	961	6,918	1,663	7,060	539	6,521
Charlotte town.....	3,754	1,419	935	1,136	88	176	96	0	0	0
Colchester town.....	15,234	6,314	3,144	4,005	446	1,325	603	1,833	82	1,751
Essex town.....	19,550	7,887	4,291	5,666	539	1,167	595	37	32	5
Essex Junction village.....	9,258	3,875	1,917	2,573	255	638	316	13	11	2
Hinesburg town.....	4,394	1,737	1,037	1,252	107	261	145	2	0	2
Hinesburg CDP.....	656	304	116	163	15	58	31	2	0	2
Huntington town.....	1,938	753	452	558	53	122	70	0	0	0
Jericho town.....	5,009	1,881	1,264	1,498	116	250	142	0	0	0
Jericho village.....	1,329	514	324	399	27	65	40	0	0	0
Milton town.....	10,352	3,889	2,246	3,123	408	686	379	0	0	0
Milton CDP.....	1,861	740	347	530	86	158	84	0	0	0
Richmond town.....	4,068	1,586	947	1,198	93	244	151	13	0	13
Richmond CDP.....	723	298	128	216	22	59	40	0	0	0
St. George town.....	674	275	136	187	16	60	33	0	0	0
Shelburne town.....	6,982	2,880	1,656	1,998	119	329	169	162	139	23
Shelburne CDP.....	592	262	117	147	14	52	27	0	0	0
South Burlington city.....	17,513	7,987	3,454	4,140	402	1,530	618	391	322	69
Underhill town.....	3,016	1,133	812	865	71	135	69	0	0	0
Westford town.....	2,029	757	485	591	71	125	74	0	0	0
Williston town.....	8,693	3,514	2,057	2,517	201	404	229	5	5	0
Winooski city.....	6,975	3,197	895	1,629	308	946	428	292	44	248
Essex County.....	6,290	2,818	1,438	1,454	199	381	232	16	0	16
Averill town.....	24	14	8	0	0	2	1	0	0	0
Avery's gore.....	0	0	0	0	0	0	0	0	0	0
Bloomfield town.....	221	106	51	46	11	7	7	0	0	0
Brighton town.....	1,222	554	254	293	37	84	48	0	0	0
Island Pond CDP.....	821	377	153	200	29	62	32	0	0	0
Brunswick town.....	112	44	27	33	6	2	2	0	0	0
Canaan town.....	972	439	234	223	32	44	31	0	0	0
Beecher Falls CDP.....	177	79	41	47	3	7	6	0	0	0
Canaan CDP.....	392	181	81	101	12	17	11	0	0	0
Concord town.....	1,219	522	267	312	34	84	45	16	0	16
Concord CDP.....	271	111	52	77	5	26	12	0	0	0
East Haven town.....	290	119	59	72	7	33	16	0	0	0
Ferdinand town.....	32	12	9	11	0	0	0	0	0	0
Granby town.....	88	43	26	12	4	3	1	0	0	0
Guildhall town.....	261	119	65	54	4	19	10	0	0	0
Lemington town.....	104	50	28	24	2	0	0	0	0	0
Lewis town.....	0	0	0	0	0	0	0	0	0	0
Lunenburg town.....	1,302	578	297	298	49	80	54	0	0	0
Maidstone town.....	208	93	59	40	5	11	6	0	0	0
Norton town.....	169	87	43	23	8	8	8	0	0	0
Victory town.....	62	36	9	13	0	4	3	0	0	0
Warner's grant.....	0	0	0	0	0	0	0	0	0	0
Warren's gore.....	4	2	2	0	0	0	0	0	0	0
Franklin County.....	47,217	18,513	9,939	13,859	1,646	3,260	1,895	529	382	147
Bakersfield town.....	1,322	495	289	403	44	91	55	0	0	0
Berkshire town.....	1,692	612	357	549	67	107	61	0	0	0
Enosburg town.....	2,747	1,108	575	774	86	204	131	34	34	0
Enosburg Falls village.....	1,295	559	252	367	38	79	50	34	34	0
Fairfax town.....	4,285	1,591	1,022	1,300	134	238	143	0	0	0
Fairfield town.....	1,891	718	424	562	75	112	68	0	0	0
Fletcher town.....	1,277	497	305	362	37	76	56	0	0	0
Franklin town.....	1,401	547	317	417	39	81	55	4	0	4
Georgia town.....	4,515	1,598	1,063	1,455	170	229	125	0	0	0
Highgate town.....	3,535	1,311	731	1,057	150	286	165	0	0	0
Montgomery town.....	1,201	509	257	311	37	87	59	0	0	0
Richford town.....	2,235	900	417	652	87	179	107	73	0	73
Richford CDP.....	1,348	557	219	394	50	128	76	13	0	13
St. Albans city.....	6,832	2,977	1,107	1,927	206	615	353	86	27	59
St. Albans town.....	5,696	2,277	1,263	1,622	183	351	182	303	301	2
Sheldon town.....	2,181	815	462	667	75	162	87	9	0	9
Swanton town.....	6,407	2,558	1,350	1,801	256	442	248	20	20	0
Swanton village.....	2,366	999	440	656	105	166	93	20	20	0
Grand Isle County.....	6,970	2,902	1,631	1,726	275	436	275	0	0	0
Alburg town.....	1,998	822	419	497	99	161	99	0	0	0
Alburg village.....	497	203	91	138	22	43	26	0	0	0
Grand Isle town.....	2,067	854	500	521	72	120	73	0	0	0

Table 9.

Household Relationship and Group Quarters Population: 2010—Con.

[For information on confidentiality protection, nonsampling error, and definitions, see Selected Appendixes at <www.census.gov/prod/cen2010/cph-1-a.pdf>]

State County County Subdivision Place	Household population							Group quarters population		
	Total	House- holder	Relationship to householder					Total	Institution- alized population	Non- institution- alized population
			Spouse	Child	Other relatives	Nonrelatives				
						Total	Unmarried partner			
Grand Isle County—Con.										
Isle La Motte town.....	471	204	103	115	17	32	21	0	0	0
North Hero town.....	803	349	213	169	35	37	27	0	0	0
South Hero town.....	1,631	673	396	424	52	86	55	0	0	0
Lamoille County.....	23,781	10,014	4,833	6,226	693	2,015	1,043	694	75	619
Belvidere town.....	348	153	72	92	3	28	18	0	0	0
Cambridge town.....	3,648	1,510	766	991	98	283	175	11	0	11
Cambridge village.....	236	104	37	65	7	23	15	0	0	0
Jeffersonville village.....	729	325	115	202	20	67	41	0	0	0
Eden town.....	1,323	501	264	396	39	123	72	0	0	0
Elmore town.....	855	366	204	220	14	51	29	0	0	0
Hyde Park town.....	2,954	1,214	620	778	99	243	130	0	0	0
Hyde Park village.....	462	194	87	137	11	33	18	0	0	0
Johnson town.....	2,869	1,210	469	681	113	396	169	577	3	574
Johnson village.....	921	444	97	182	30	168	62	522	0	522
Morristown town.....	5,124	2,197	1,000	1,357	181	389	192	103	72	31
Morrisville village.....	1,862	878	304	459	70	151	69	96	72	24
Stowe town.....	4,311	1,948	935	1,054	60	314	151	3	0	3
Stowe CDP.....	495	304	74	60	1	56	28	0	0	0
Waterville town.....	673	274	161	172	16	50	30	0	0	0
Wolcott town.....	1,676	641	342	485	70	138	77	0	0	0
Orange County.....	28,221	11,887	6,175	7,177	1,012	1,970	1,133	715	86	629
Bradford town.....	2,718	1,104	521	767	107	219	120	79	20	59
Bradford CDP.....	726	310	102	219	22	73	39	62	20	42
Braintree town.....	1,246	531	273	297	40	105	57	0	0	0
Brookfield town.....	1,292	528	306	337	36	85	55	0	0	0
Chelsea town.....	1,209	541	277	277	36	78	47	29	29	0
Corinth town.....	1,367	556	303	341	48	119	68	0	0	0
Fairlee town.....	967	429	215	217	28	78	36	10	7	3
Fairlee CDP.....	189	83	29	41	7	29	12	0	0	0
Newbury town.....	2,216	986	463	526	82	159	99	0	0	0
Newbury village.....	365	183	64	82	13	23	17	0	0	0
Wells River village.....	399	189	64	96	10	40	25	0	0	0
Orange town.....	1,072	425	244	269	60	74	39	0	0	0
Randolph town.....	4,233	1,827	891	1,060	155	300	148	545	30	515
Randolph CDP.....	1,917	890	358	489	66	114	65	57	30	27
Stratford town.....	1,098	453	265	285	46	49	27	0	0	0
Thetford town.....	2,588	1,097	617	667	68	139	79	0	0	0
Topsham town.....	1,173	463	260	330	49	71	45	0	0	0
Tunbridge town.....	1,284	556	281	307	49	91	61	0	0	0
Vershire town.....	691	300	145	180	19	47	29	39	0	39
Washington town.....	1,039	437	254	244	33	71	41	0	0	0
West Fairlee town.....	652	275	140	169	17	51	33	0	0	0
Williamstown town.....	3,376	1,379	720	904	139	234	149	13	0	13
Williamstown CDP.....	1,162	518	206	310	36	92	64	0	0	0
Orleans County.....	26,413	11,320	5,656	6,697	853	1,887	1,124	818	679	139
Albany town.....	941	395	214	239	25	68	34	0	0	0
Albany village.....	193	73	45	55	7	13	7	0	0	0
Barton town.....	2,743	1,192	544	715	101	191	113	67	66	1
Barton village.....	736	355	126	166	30	59	31	1	0	1
Orleans village.....	818	349	155	219	35	60	36	0	0	0
Brownington town.....	988	399	218	261	32	78	48	0	0	0
Charleston town.....	1,023	447	236	248	23	69	47	0	0	0
Coventry town.....	1,086	431	249	289	33	84	50	0	0	0
Coventry CDP.....	97	49	17	19	4	8	8	0	0	0
Craftsbury town.....	1,125	502	257	256	31	79	43	81	0	81
Derby town.....	4,598	1,968	1,024	1,171	158	277	181	23	23	0
Derby Center village.....	574	271	105	143	14	41	29	23	23	0
Derby Line village.....	673	306	138	161	26	42	25	0	0	0
Glover town.....	1,078	456	241	278	27	76	46	44	44	0
Glover CDP.....	259	114	47	70	6	22	14	44	44	0
Greensboro town.....	733	329	168	166	24	46	25	29	29	0
Greensboro CDP.....	109	70	18	13	0	8	8	0	0	0
Greensboro Bend CDP.....	232	89	58	65	11	9	4	0	0	0
Holland town.....	629	257	138	172	17	45	25	0	0	0
Irasburg town.....	1,163	462	272	311	37	81	49	0	0	0
Irasburg CDP.....	163	69	31	42	5	16	9	0	0	0
Jay town.....	521	223	114	127	10	42	28	0	0	0
Lowell town.....	875	340	184	248	40	63	27	4	0	4
Lowell CDP.....	228	89	45	62	15	17	9	0	0	0
Morgan town.....	749	321	172	153	39	64	40	0	0	0
Newport city.....	4,043	1,855	687	1,034	136	331	183	546	517	29
Newport town.....	1,594	664	382	393	50	105	53	0	0	0
Newport Center CDP.....	274	107	49	85	6	27	15	0	0	0
Troy town.....	1,662	687	346	446	50	133	91	0	0	0
North Troy village.....	620	260	101	184	11	64	47	0	0	0
Troy CDP.....	243	109	57	57	5	15	12	0	0	0
Westfield town.....	520	227	121	127	10	35	28	16	0	16

Table 9.

Household Relationship and Group Quarters Population: 2010—Con.

[For information on confidentiality protection, nonsampling error, and definitions, see Selected Appendixes at <www.census.gov/prod/cen2010/cph-1-a.pdf>]

State County County Subdivision Place	Household population							Group quarters population		
	Total	Householder	Relationship to householder					Total	Institutionalized population	Non-institutionalized population
			Spouse	Child	Other relatives	Nonrelatives				
						Total	Unmarried partner			
Orleans County—Con.										
Westmore town.....	342	165	89	63	5	20	13	8	0	8
Rutland County.....	59,324	25,984	12,287	14,538	2,140	4,375	2,266	2,318	551	1,767
Benson town.....	1,032	420	224	269	41	78	39	24	15	9
Benson CDP.....	308	131	58	87	10	22	12	0	0	0
Brandon town.....	3,966	1,684	829	1,018	138	297	162	0	0	0
Brandon CDP.....	1,648	714	332	414	64	124	64	0	0	0
Castleton town.....	3,780	1,617	790	831	124	418	126	937	0	937
Castleton CDP.....	562	245	87	96	9	125	15	923	0	923
Chittenden town.....	1,258	499	322	354	23	60	38	0	0	0
Clarendon town.....	2,571	1,071	567	641	110	182	106	0	0	0
Danby town.....	1,311	550	311	317	54	79	45	0	0	0
Fair Haven town.....	2,734	1,135	508	753	146	192	98	0	0	0
Fair Haven CDP.....	2,269	957	394	637	120	161	86	0	0	0
Hubbardtown town.....	706	315	159	144	26	62	26	0	0	0
Ira town.....	432	171	101	121	14	25	13	0	0	0
Killington town.....	777	388	152	130	18	89	32	34	0	34
Mendon town.....	1,059	475	242	235	20	87	44	0	0	0
Middletown Springs town.....	745	321	200	165	16	43	27	0	0	0
Mount Holly town.....	1,237	541	302	276	37	81	50	0	0	0
Mount Tabor town.....	255	116	54	62	13	10	8	0	0	0
Pawlet town.....	1,477	606	331	383	65	92	56	0	0	0
Pittsfield town.....	546	245	124	124	15	38	21	0	0	0
Pittsford town.....	2,963	1,277	672	724	91	199	110	28	0	28
Pittsford CDP.....	740	337	152	185	23	43	26	0	0	0
Poultney town.....	2,930	1,250	618	722	121	219	123	502	0	502
Poultney village.....	1,110	493	189	273	38	117	64	502	0	502
Proctor town.....	1,741	717	373	485	64	102	60	0	0	0
Rutland city.....	15,834	7,404	2,605	3,920	559	1,346	692	661	466	195
Rutland town.....	3,983	1,754	956	961	118	194	101	71	70	1
Shrewsbury town.....	1,024	446	266	219	32	61	38	32	0	32
Sudbury town.....	560	239	148	126	18	29	22	0	0	0
Tinmouth town.....	613	254	142	153	26	38	25	0	0	0
Wallingford town.....	2,050	882	484	507	76	101	56	29	0	29
Wallingford CDP.....	821	362	180	221	25	33	19	9	0	9
Wells town.....	1,150	515	258	241	49	87	59	0	0	0
Wells CDP.....	397	183	85	70	23	36	26	0	0	0
West Haven town.....	264	112	69	54	10	19	7	0	0	0
West Rutland town.....	2,326	980	480	603	116	147	82	0	0	0
West Rutland CDP.....	2,024	859	414	518	103	130	69	0	0	0
Washington County.....	57,124	25,027	11,786	14,562	1,599	4,150	2,417	2,410	437	1,973
Barre city.....	8,854	4,137	1,328	2,330	307	752	431	198	104	94
Barre town.....	7,924	3,228	1,871	2,123	247	455	283	0	0	0
East Barre CDP.....	826	332	171	237	28	58	38	0	0	0
Graniteville CDP.....	784	325	151	232	16	60	40	0	0	0
South Barre CDP.....	1,219	531	270	308	37	73	45	0	0	0
Websterville CDP.....	550	234	114	143	19	40	23	0	0	0
Berlin town.....	2,645	1,125	559	666	109	186	113	242	242	0
Cabot town.....	1,433	570	332	392	59	80	42	0	0	0
Cabot village.....	233	96	45	70	8	14	9	0	0	0
Calais town.....	1,607	675	375	415	27	115	75	0	0	0
Duxbury town.....	1,337	547	326	355	36	73	50	0	0	0
East Montpelier town.....	2,576	1,068	592	678	74	164	94	0	0	0
East Montpelier CDP.....	80	34	14	18	2	12	6	0	0	0
Fayston town.....	1,346	594	309	326	10	107	71	7	0	7
Marshfield town.....	1,588	637	336	446	37	132	82	0	0	0
Marshfield village.....	273	106	50	90	7	20	15	0	0	0
Middlesex town.....	1,731	687	418	471	48	107	72	0	0	0
Montpelier city.....	7,664	3,786	1,359	1,750	139	630	327	191	0	191
Moretown town.....	1,658	696	384	420	46	112	67	0	0	0
Northfield town.....	4,505	1,906	886	1,143	157	413	192	1,702	49	1,653
Northfield village.....	1,868	818	293	473	60	224	82	233	49	184
Plainfield town.....	1,241	528	248	310	50	105	55	2	0	2
Plainfield CDP.....	400	177	63	113	7	40	20	1	0	1
Roxbury town.....	691	300	161	163	23	44	30	0	0	0
Waitsfield town.....	1,712	776	413	427	14	82	51	7	0	7
Waitsfield CDP.....	164	86	30	37	2	9	7	0	0	0
Warren town.....	1,705	771	350	424	18	142	73	0	0	0
Waterbury town.....	5,010	2,207	1,105	1,257	131	310	213	54	42	12
Waterbury village.....	1,709	842	272	388	58	149	103	54	42	12
Woodbury town.....	906	399	210	201	27	69	51	0	0	0
Worcester town.....	991	390	224	265	40	72	45	7	0	7
Worcester CDP.....	112	47	19	34	3	9	6	0	0	0
Windham County.....	43,049	19,290	8,639	10,419	1,397	3,304	1,878	1,464	357	1,107
Athens town.....	442	181	86	111	25	39	22	0	0	0
Brattleboro town.....	11,626	5,562	1,884	2,766	369	1,045	537	420	171	249
Brattleboro CDP.....	7,074	3,500	992	1,630	220	732	348	340	171	169
West Brattleboro CDP.....	2,734	1,281	459	707	98	189	115	6	0	6

Table 9.

Household Relationship and Group Quarters Population: 2010—Con.

[For information on confidentiality protection, nonsampling error, and definitions, see Selected Appendixes at <www.census.gov/prod/cen2010/cph-1-a.pdf>]

State County County Subdivision Place	Household population							Group quarters population		
	Total	Householder	Relationship to householder					Total	Institutionalized population	Non-institutionalized population
			Spouse	Child	Other relatives	Nonrelatives				
						Total	Unmarried partner			
Windham County—Con.										
Brookline town.....	530	206	118	156	13	37	20	0	0	0
Dover town.....	1,124	537	270	221	22	74	44	0	0	0
Dummerston town.....	1,864	823	445	430	51	115	67	0	0	0
Grafton town.....	679	313	185	144	14	23	17	0	0	0
Guilford town.....	2,121	902	450	521	91	157	100	0	0	0
Halifax town.....	728	330	175	162	11	50	25	0	0	0
Jamaica town.....	1,035	460	221	260	27	67	53	0	0	0
Londonderry town.....	1,769	790	409	425	28	117	72	0	0	0
Marlboro town.....	862	378	195	189	25	75	49	216	0	216
Newfane town.....	1,726	771	400	373	52	130	83	0	0	0
Newfane village.....	118	61	25	21	3	8	6	0	0	0
Putney town.....	2,219	1,001	431	541	62	184	117	483	0	483
Putney CDP.....	520	283	77	93	16	51	37	3	0	3
Rockingham town.....	5,118	2,197	908	1,358	244	411	226	164	28	136
Bellows Falls village.....	3,020	1,314	446	847	162	251	133	128	28	100
Saxtons River village.....	529	210	92	168	28	31	18	36	0	36
Somerset town.....	3	3	0	0	0	0	0	0	0	0
Stratton town.....	216	98	51	50	5	12	3	0	0	0
Townshend town.....	1,232	574	264	291	30	73	48	0	0	0
Vernon town.....	2,149	865	485	606	83	110	58	57	57	0
Wardsboro town.....	900	374	197	236	29	64	38	0	0	0
Westminster town.....	3,054	1,298	658	723	115	260	143	124	101	23
North Westminster village.....	247	101	53	61	10	22	9	0	0	0
Westminster village.....	291	128	69	60	12	22	12	0	0	0
Whitingham town.....	1,357	574	307	346	37	93	60	0	0	0
Jacksonville village.....	223	93	48	60	5	17	13	0	0	0
Wilmington town.....	1,876	866	395	418	54	143	79	0	0	0
Wilmington CDP.....	463	222	75	106	13	47	25	0	0	0
Windham town.....	419	187	105	92	10	25	17	0	0	0
Windsor County.....	55,772	24,753	12,152	13,426	1,701	3,740	2,068	898	784	114
Andover town.....	467	218	129	83	10	27	17	0	0	0
Baltimore town.....	244	90	57	66	19	12	5	0	0	0
Barnard town.....	947	413	235	222	18	59	38	0	0	0
Bethel town.....	2,030	868	429	521	62	150	93	0	0	0
Bethel CDP.....	569	262	96	151	13	47	26	0	0	0
Bridgewater town.....	936	431	221	186	45	53	38	0	0	0
Cavendish town.....	1,352	598	314	318	35	87	49	15	0	15
Cavendish CDP.....	179	81	41	42	7	8	5	0	0	0
Proctorsville CDP.....	448	207	88	111	12	30	17	6	0	6
Chester town.....	3,154	1,402	686	773	102	191	125	0	0	0
Chester CDP.....	1,005	497	177	251	30	50	33	0	0	0
Hartford town.....	9,875	4,446	1,989	2,444	335	661	356	77	57	20
Quechee CDP.....	656	274	142	183	11	46	27	0	0	0
White River Junction CDP.....	2,266	1,060	370	535	106	195	110	20	0	20
Wilder CDP.....	1,690	715	333	476	57	109	56	0	0	0
Hartland town.....	3,393	1,417	827	823	117	209	118	0	0	0
Hartland CDP.....	380	160	85	96	13	26	14	0	0	0
North Hartland CDP.....	302	131	67	62	19	23	10	0	0	0
Ludlow town.....	1,912	930	392	380	57	153	70	51	47	4
Ludlow village.....	760	405	114	141	20	80	29	51	47	4
Norwich town.....	3,414	1,386	823	960	62	183	82	0	0	0
Norwich CDP.....	878	364	202	241	20	51	20	0	0	0
Plymouth town.....	619	290	159	131	10	29	21	0	0	0
Pomfret town.....	904	393	220	223	16	52	28	0	0	0
Reading town.....	666	290	157	151	19	49	25	0	0	0
Rochester town.....	1,128	532	252	239	30	75	43	11	0	11
Rochester CDP.....	288	148	46	76	8	10	7	11	0	11
Royalton town.....	2,773	1,288	520	574	90	301	122	0	0	0
South Royalton CDP.....	694	421	80	83	10	100	27	0	0	0
Sharon town.....	1,502	621	331	400	41	109	63	0	0	0
Springfield town.....	8,891	3,903	1,778	2,272	284	654	365	482	471	11
North Springfield CDP.....	559	245	136	124	20	34	17	14	14	0
Springfield CDP.....	3,968	1,779	636	1,080	133	340	182	11	0	11
Stockbridge town.....	736	339	170	169	15	43	30	0	0	0
Weathersfield town.....	2,816	1,253	705	594	84	180	108	9	0	9
Ascutney CDP.....	531	260	129	89	25	28	21	9	0	9
Perkinsville village.....	130	56	26	36	5	7	5	0	0	0
Weston town.....	554	262	132	103	21	36	18	12	0	12
West Windsor town.....	1,099	499	275	240	27	58	44	0	0	0
Windsor town.....	3,357	1,492	647	868	133	217	119	196	196	0
Windsor CDP.....	2,041	919	353	544	87	138	74	25	25	0
Woodstock town.....	3,003	1,392	704	686	69	152	91	45	13	32
Woodstock village.....	866	441	180	187	18	40	27	34	13	21

Table 10.

Household Relationship and Group Quarters Population: 2010

[For information on confidentiality protection, nonsampling error, and definitions, see Selected Appendixes at <www.census.gov/prod/cen2010/cph-1-a.pdf>]

State County Place and County Subdivision	Household population							Group quarters population		
	Total	Householder	Relationship to householder					Total	Institutionalized population	Non-institutionalized population
			Spouse	Child	Other relatives	Nonrelatives				
						Total	Unmarried partner			
Vermont	600,412	256,442	124,395	153,485	18,945	47,145	23,667	25,329	5,571	19,758
COUNTY										
Addison County.....	33,969	14,084	7,510	8,926	1,105	2,344	1,245	2,852	163	2,689
Bennington County.....	35,650	15,470	7,447	9,144	1,281	2,308	1,365	1,475	488	987
Caledonia County.....	29,882	12,553	6,242	7,877	1,009	2,201	1,213	1,345	406	939
Chittenden County.....	146,750	61,827	28,660	37,454	4,035	14,774	5,513	9,795	1,163	8,632
Essex County.....	6,290	2,818	1,438	1,454	199	381	232	16	0	16
Franklin County.....	47,217	18,513	9,939	13,859	1,646	3,260	1,895	529	382	147
Grand Isle County.....	6,970	2,902	1,631	1,726	275	436	275	0	0	0
Lamoille County.....	23,781	10,014	4,833	6,226	693	2,015	1,043	694	75	619
Orange County.....	28,221	11,887	6,175	7,177	1,012	1,970	1,133	715	86	629
Orleans County.....	26,413	11,320	5,656	6,697	853	1,887	1,124	818	679	139
Rutland County.....	59,324	25,984	12,287	14,538	2,140	4,375	2,266	2,318	551	1,767
Washington County.....	57,124	25,027	11,786	14,562	1,599	4,150	2,417	2,410	437	1,973
Windham County.....	43,049	19,290	8,639	10,419	1,397	3,304	1,878	1,464	357	1,107
Windsor County.....	55,772	24,753	12,152	13,426	1,701	3,740	2,068	898	784	114
PLACE AND COUNTY SUBDIVISION										
Addison town, Addison County.....	1,371	527	355	364	50	75	33	0	0	0
Albany village, Orleans County.....	193	73	45	55	7	13	7	0	0	0
Albany town, Orleans County.....	941	395	214	239	25	68	34	0	0	0
Alburg village, Grand Isle County.....	497	203	91	138	22	43	26	0	0	0
Alburg town, Grand Isle County.....	1,998	822	419	497	99	161	99	0	0	0
Andover town, Windsor County.....	467	218	129	83	10	27	17	0	0	0
Arlington CDP, Bennington County.....	1,213	518	245	307	52	91	52	0	0	0
Arlington town, Bennington County.....	2,317	999	526	541	97	154	100	0	0	0
Ascutney CDP, Windsor County.....	531	260	129	89	25	28	21	9	0	9
Athens town, Windham County.....	442	181	86	111	25	39	22	0	0	0
Averill town, Essex County.....	24	14	8	0	0	2	1	0	0	0
Avery's gore, Essex County.....	0	0	0	0	0	0	0	0	0	0
Bakersfield town, Franklin County.....	1,322	495	289	403	44	91	55	0	0	0
Baltimore town, Windsor County.....	244	90	57	66	19	12	5	0	0	0
Barnard town, Windsor County.....	947	413	235	222	18	59	38	0	0	0
Barnet CDP, Caledonia County.....	119	56	33	21	2	7	5	10	0	10
Barnet town, Caledonia County.....	1,678	666	399	468	60	85	46	30	0	30
Barre city, Washington County.....	8,854	4,137	1,328	2,330	307	752	431	198	104	94
Barre town, Washington County.....	7,924	3,228	1,871	2,123	247	455	283	0	0	0
Barton village, Orleans County.....	736	355	126	166	30	59	31	1	0	1
Barton town, Orleans County.....	2,743	1,192	544	715	101	191	113	67	66	1
Beecher Falls CDP, Essex County.....	177	79	41	47	3	7	6	0	0	0
Bellows Falls village, Windham County.....	3,020	1,314	446	847	162	251	133	128	28	100
Belvidere town, Lamoille County.....	348	153	72	92	3	28	18	0	0	0
Bennington CDP, Bennington County.....	8,522	3,833	1,384	2,260	327	718	416	552	457	95
Bennington town, Bennington County.....	14,330	6,246	2,510	3,893	568	1,113	641	1,434	488	946
Benson CDP, Rutland County.....	308	131	58	87	10	22	12	0	0	0
Benson town, Rutland County.....	1,032	420	224	269	41	78	39	24	15	9
Berkshire town, Franklin County.....	1,692	612	357	549	67	107	61	0	0	0
Berlin town, Washington County.....	2,645	1,125	559	666	109	186	113	242	242	0
Bethel CDP, Windsor County.....	569	262	96	151	13	47	26	0	0	0
Bethel town, Windsor County.....	2,030	868	429	521	62	150	93	0	0	0
Bloomfield town, Essex County.....	221	106	51	46	11	7	7	0	0	0
Bolton town, Chittenden County.....	1,182	487	269	297	35	94	47	0	0	0
Bradford CDP, Orange County.....	726	310	102	219	22	73	39	62	20	42
Bradford town, Orange County.....	2,718	1,104	521	767	107	219	120	79	20	59
Braintree town, Orange County.....	1,246	531	273	297	40	105	57	0	0	0
Brandon CDP, Rutland County.....	1,648	714	332	414	64	124	64	0	0	0
Brandon town, Rutland County.....	3,966	1,684	829	1,018	138	297	162	0	0	0
Brattleboro town, Windham County.....	11,626	5,562	1,884	2,766	369	1,045	537	420	171	249
Brattleboro CDP, Windham County.....	7,074	3,500	992	1,630	220	732	348	340	171	169
Bridgewater town, Windsor County.....	936	431	221	186	45	53	38	0	0	0
Bridport town, Addison County.....	1,216	485	292	332	29	78	42	2	0	2
Brighton town, Essex County.....	1,222	554	254	293	37	84	48	0	0	0
Bristol CDP, Addison County.....	2,018	869	388	514	62	185	89	12	12	0
Bristol town, Addison County.....	3,882	1,585	826	1,042	124	305	164	12	12	0
Brookfield town, Orange County.....	1,292	528	306	337	36	85	55	0	0	0
Brookline town, Windham County.....	530	206	118	156	13	37	20	0	0	0
Brownington town, Orleans County.....	988	399	218	261	32	78	48	0	0	0
Brunswick town, Essex County.....	112	44	27	33	6	2	2	0	0	0
Buels gore, Chittenden County.....	30	12	7	8	1	2	0	0	0	0
Burke town, Caledonia County.....	1,753	730	368	456	62	137	69	0	0	0
Burlington city, Chittenden County.....	35,537	16,119	4,573	6,786	961	6,918	1,663	7,060	539	6,521
Cabot village, Washington County.....	233	96	45	70	8	14	9	0	0	0
Cabot town, Washington County.....	1,433	570	332	392	59	80	42	0	0	0

Table 10.

Household Relationship and Group Quarters Population: 2010—Con.

[For information on confidentiality protection, nonsampling error, and definitions, see Selected Appendixes at <www.census.gov/prod/cen2010/cph-1-a.pdf>]

State County Place and County Subdivision	Household population							Group quarters population		
	Total	Householder	Relationship to householder					Total	Institutionalized population	Non-institutionalized population
			Spouse	Child	Other relatives	Nonrelatives				
						Total	Unmarried partner			
PLACE AND COUNTY SUBDIVISION—Con.										
Calais town, Washington County.....	1,607	675	375	415	27	115	75	0	0	0
Cambridge village, Lamoille County.....	236	104	37	65	7	23	15	0	0	0
Cambridge town, Lamoille County.....	3,648	1,510	766	991	98	283	175	11	0	11
Canaan CDP, Essex County.....	181	81	81	101	12	17	11	0	0	0
Canaan town, Essex County.....	972	439	234	223	32	44	31	0	0	0
Castleton CDP, Rutland County.....	562	245	87	96	9	125	15	923	0	923
Castleton town, Rutland County.....	3,780	1,617	790	831	124	418	126	937	0	937
Cavendish CDP, Windsor County.....	179	81	41	42	7	8	5	0	0	0
Cavendish town, Windsor County.....	1,352	598	314	318	35	87	49	15	0	15
Charleston town, Orleans County.....	1,023	447	236	248	23	69	47	0	0	0
Charlotte town, Chittenden County.....	3,754	1,419	935	1,136	88	176	96	0	0	0
Chelsea town, Orange County.....	1,209	541	277	277	36	78	47	29	29	0
Chester CDP, Windsor County.....	1,005	497	177	251	30	50	33	0	0	0
Chester town, Windsor County.....	3,154	1,402	686	773	102	191	125	0	0	0
Chittenden town, Rutland County.....	1,258	499	322	354	23	60	38	0	0	0
Clarendon town, Rutland County.....	2,571	1,071	567	641	110	182	106	0	0	0
Colchester town, Chittenden County.....	15,234	6,314	3,144	4,005	446	1,325	603	1,833	82	1,751
Concord CDP, Essex County.....	271	111	52	77	5	26	12	0	0	0
Concord town, Essex County.....	1,219	522	267	312	34	84	45	16	0	16
Corinth town, Orange County.....	1,367	556	303	341	48	119	68	0	0	0
Cornwall town, Addison County.....	1,185	468	305	346	18	48	26	0	0	0
Coventry CDP, Orleans County.....	97	49	17	19	4	8	8	0	0	0
Coventry town, Orleans County.....	1,086	431	249	289	33	84	50	0	0	0
Craftsbury town, Orleans County.....	1,125	502	257	256	31	79	43	81	0	81
Danby town, Rutland County.....	1,311	550	311	317	54	79	45	0	0	0
Danville CDP, Caledonia County.....	383	179	81	95	8	20	16	0	0	0
Danville town, Caledonia County.....	2,196	928	516	556	68	128	77	0	0	0
Derby town, Orleans County.....	4,598	1,968	1,024	1,171	158	277	181	23	23	0
Derby Center village, Orleans County.....	574	271	105	143	14	41	29	23	23	0
Derby Line village, Orleans County.....	673	306	138	161	26	42	25	0	0	0
Dorset CDP, Bennington County.....	249	128	63	46	2	10	7	0	0	0
Dorset town, Bennington County.....	2,031	898	476	498	57	102	66	0	0	0
Dover town, Windham County.....	1,124	537	270	221	22	74	44	0	0	0
Dummerston town, Windham County.....	1,864	823	445	430	51	115	67	0	0	0
Duxbury town, Washington County.....	1,337	547	326	355	36	73	50	0	0	0
East Barre CDP, Washington County.....	826	332	171	237	28	58	38	0	0	0
East Burke CDP, Caledonia County.....	132	65	21	27	4	15	6	0	0	0
East Haven town, Essex County.....	290	119	59	72	7	33	16	0	0	0
East Middlebury CDP, Addison County.....	425	184	83	108	19	31	20	0	0	0
East Montpelier CDP, Washington County.....	80	34	14	18	2	12	6	0	0	0
East Montpelier town, Washington County.....	2,576	1,068	592	678	74	164	94	0	0	0
Eden town, Lamoille County.....	1,323	501	264	396	39	123	72	0	0	0
Elmore town, Lamoille County.....	855	366	204	220	14	51	29	0	0	0
Enosburg town, Franklin County.....	2,747	1,108	575	774	86	204	131	34	34	0
Enosburg Falls village, Franklin County.....	1,295	559	252	367	38	79	50	34	34	0
Essex town, Chittenden County.....	19,550	7,887	4,291	5,666	539	1,167	595	37	32	5
Essex Junction village, Chittenden County.....	9,258	3,875	1,917	2,573	255	638	316	13	11	2
Fairfax town, Franklin County.....	4,285	1,591	1,022	1,300	134	238	143	0	0	0
Fairfield town, Franklin County.....	1,891	718	424	562	75	112	68	0	0	0
Fair Haven town, Rutland County.....	2,734	1,135	508	753	146	192	98	0	0	0
Fair Haven CDP, Rutland County.....	2,269	957	394	637	120	161	86	0	0	0
Fairlee CDP, Orange County.....	189	83	29	41	7	29	12	0	0	0
Fairlee town, Orange County.....	967	429	215	217	28	78	36	10	7	3
Fayston town, Washington County.....	1,346	594	309	326	10	107	71	7	0	7
Ferdinand town, Essex County.....	32	12	9	11	0	0	0	0	0	0
Ferrisburgh town, Addison County.....	2,772	1,119	632	729	107	185	102	3	0	3
Fletcher town, Franklin County.....	1,277	497	305	362	37	76	56	0	0	0
Franklin town, Franklin County.....	1,401	547	317	417	39	81	55	4	0	4
Georgia town, Franklin County.....	4,515	1,598	1,063	1,455	170	229	125	0	0	0
Glastenbury town, Bennington County.....	8	3	3	2	0	0	0	0	0	0
Glover CDP, Orleans County.....	259	114	47	70	6	22	14	44	44	0
Glover town, Orleans County.....	1,078	456	241	278	27	76	46	44	44	0
Goshen town, Addison County.....	164	74	38	31	6	15	9	0	0	0
Grafton town, Windham County.....	679	313	185	144	14	23	17	0	0	0
Granby town, Essex County.....	88	43	26	12	4	3	1	0	0	0
Grand Isle town, Grand Isle County.....	2,067	854	500	521	72	120	73	0	0	0
Graniteville CDP, Washington County.....	784	325	151	232	16	60	40	0	0	0
Granville town, Addison County.....	298	136	59	69	5	29	22	0	0	0
Greensboro CDP, Orleans County.....	109	70	18	13	0	8	8	0	0	0
Greensboro town, Orleans County.....	733	329	168	166	24	46	25	29	29	0

Table 10.

Household Relationship and Group Quarters Population: 2010—Con.

[For information on confidentiality protection, nonsampling error, and definitions, see Selected Appendixes at <www.census.gov/prod/cen2010/cph-1-a.pdf>]

State County Place and County Subdivision	Household population							Group quarters population		
	Total	Householder	Relationship to householder					Total	Institutionalized population	Non-institutionalized population
			Spouse	Child	Other relatives	Nonrelatives				
						Total	Unmarried partner			
PLACE AND COUNTY SUBDIVISION—Con.										
Greensboro Bend CDP, Orleans County.....	232	89	58	65	11	9	4	0	0	0
Groton CDP, Caledonia County.....	437	173	79	138	18	29	16	0	0	0
Groton town, Caledonia County.....	1,022	413	224	289	39	57	34	0	0	0
Guildhall town, Essex County.....	261	119	65	54	4	19	10	0	0	0
Guilford town, Windham County.....	2,121	902	450	521	91	157	100	0	0	0
Halifax town, Windham County.....	728	330	175	162	11	50	25	0	0	0
Hancock town, Addison County.....	322	150	60	65	18	29	20	1	0	1
Hardwick CDP, Caledonia County.....	1,345	584	216	384	57	104	64	0	0	0
Hardwick town, Caledonia County.....	2,984	1,239	578	855	111	201	124	26	0	26
Hartford town, Windsor County.....	9,875	4,446	1,989	2,444	335	661	356	77	57	20
Hartland CDP, Windsor County.....	380	160	85	96	13	26	14	0	0	0
Hartland town, Windsor County.....	3,393	1,417	827	823	117	209	118	0	0	0
Highgate town, Franklin County.....	3,535	1,311	731	1,057	150	286	165	0	0	0
Hinesburg town, Chittenden County.....	4,394	1,737	1,037	1,252	107	261	145	2	0	2
Hinesburg CDP, Chittenden County.....	656	304	116	163	15	58	31	2	0	2
Holland town, Orleans County.....	629	257	138	172	17	45	25	0	0	0
Hubbardtown town, Rutland County.....	706	315	159	144	26	62	26	0	0	0
Huntington town, Chittenden County.....	1,938	753	452	558	53	122	70	0	0	0
Hyde Park village, Lamoille County.....	462	194	87	137	11	33	18	0	0	0
Hyde Park town, Lamoille County.....	2,954	1,214	620	778	99	243	130	0	0	0
Ira town, Rutland County.....	432	171	101	121	14	25	13	0	0	0
Irasburg CDP, Orleans County.....	163	69	31	42	5	16	9	0	0	0
Irasburg town, Orleans County.....	1,163	462	272	311	37	81	49	0	0	0
Island Pond CDP, Essex County.....	821	377	153	200	29	62	32	0	0	0
Isle La Motte town, Grand Isle County.....	471	204	103	115	17	32	21	0	0	0
Jacksonville village, Windham County.....	223	93	48	60	5	17	13	0	0	0
Jamaica town, Windham County.....	1,035	460	221	260	27	67	53	0	0	0
Jay town, Orleans County.....	521	223	114	127	15	42	28	0	0	0
Jeffersonville village, Lamoille County.....	729	325	115	202	20	67	41	0	0	0
Jericho village, Chittenden County.....	1,329	514	324	399	27	65	40	0	0	0
Jericho town, Chittenden County.....	5,009	1,881	1,264	1,498	116	250	142	0	0	0
Johnson village, Lamoille County.....	921	444	97	182	30	168	62	522	0	522
Johnson town, Lamoille County.....	2,869	1,210	469	681	113	396	169	577	3	574
Killington town, Rutland County.....	777	388	152	130	18	89	32	34	0	34
Kirby town, Caledonia County.....	493	194	117	132	9	41	23	0	0	0
Landgrove town, Bennington County.....	158	74	42	34	3	5	3	0	0	0
Leicester town, Addison County.....	1,100	448	260	262	41	89	39	0	0	0
Lemington town, Essex County.....	104	50	28	24	2	0	0	0	0	0
Lewis town, Essex County.....	0	0	0	0	0	0	0	0	0	0
Lincoln town, Addison County.....	1,266	512	278	363	34	79	40	5	4	1
Londonderry town, Windham County.....	1,769	790	409	425	28	117	72	0	0	0
Lowell CDP, Orleans County.....	228	89	45	62	15	17	9	0	0	0
Lowell town, Orleans County.....	875	340	184	248	40	63	27	4	0	4
Ludlow village, Windsor County.....	760	405	114	141	20	80	29	51	47	4
Ludlow town, Windsor County.....	1,912	930	392	380	57	153	70	51	47	4
Lunenburg town, Essex County.....	1,302	578	297	298	49	80	54	0	0	0
Lyndon town, Caledonia County.....	5,175	2,210	1,032	1,256	185	492	219	806	51	755
Lyndonville village, Caledonia County.....	1,207	556	167	270	44	170	70	0	0	0
Maidstone town, Essex County.....	208	93	59	40	5	11	6	0	0	0
Manchester village, Bennington County.....	726	423	163	107	8	25	10	23	0	23
Manchester town, Bennington County.....	4,368	2,047	955	1,020	127	219	114	23	0	23
Manchester Center CDP, Bennington County.....	2,120	985	404	527	73	131	72	0	0	0
Marlboro town, Windham County.....	862	378	195	189	25	75	49	216	0	216
Marshfield village, Washington County.....	273	106	50	90	7	20	15	0	0	0
Marshfield town, Washington County.....	1,588	637	336	446	37	132	82	0	0	0
Mendon town, Rutland County.....	1,059	475	242	235	20	87	44	0	0	0
Middlebury CDP, Addison County.....	4,069	2,007	731	917	94	320	133	2,519	113	2,406
Middlebury town, Addison County.....	5,977	2,787	1,148	1,443	155	444	215	2,519	113	2,406
Middlesex town, Washington County.....	1,731	687	418	471	48	107	72	0	0	0
Middletown Springs town, Rutland County.....	745	321	200	165	16	43	27	0	0	0
Milton CDP, Chittenden County.....	1,861	740	347	530	86	158	84	0	0	0
Milton town, Chittenden County.....	10,352	3,889	2,246	3,123	408	686	379	0	0	0
Monkton town, Addison County.....	1,980	741	483	565	75	116	71	0	0	0
Montgomery town, Franklin County.....	1,201	509	257	311	37	87	59	0	0	0
Montpelier city, Washington County.....	7,664	3,786	1,359	1,750	139	630	327	191	0	191
Moretown town, Washington County.....	1,658	696	384	420	46	112	67	0	0	0
Morgan town, Orleans County.....	749	321	172	153	39	64	40	0	0	0
Morristown town, Lamoille County.....	5,124	2,197	1,000	1,357	181	389	192	103	72	31
Morrisville village, Lamoille County.....	1,862	878	304	459	70	151	69	96	72	24
Mount Holly town, Rutland County.....	1,237	541	302	276	37	81	50	0	0	0

Table 10.

Household Relationship and Group Quarters Population: 2010—Con.

[For information on confidentiality protection, nonsampling error, and definitions, see Selected Appendixes at <www.census.gov/prod/cen2010/cph-1-a.pdf>]

State County Place and County Subdivision	Household population							Group quarters population		
	Total	Householder	Relationship to householder					Total	Institutionalized population	Non-institutionalized population
			Spouse	Child	Other relatives	Nonrelatives				
						Total	Unmarried partner			
PLACE AND COUNTY SUBDIVISION—Con.										
Mount Tabor town, Rutland County.....	255	116	54	62	13	10	8	0	0	0
Newark town, Caledonia County.....	581	266	128	121	18	48	30	0	0	0
Newbury village, Orange County.....	365	183	64	82	13	23	17	0	0	0
Newbury town, Orange County.....	2,216	986	463	526	82	159	99	0	0	0
Newfane village, Windham County.....	118	61	25	21	3	8	6	0	0	0
Newfane town, Windham County.....	1,726	771	400	373	52	130	83	0	0	0
New Haven town, Addison County.....	1,727	689	411	463	50	114	57	0	0	0
Newport city, Orleans County.....	4,043	1,855	687	1,034	136	331	183	546	517	29
Newport town, Orleans County.....	1,594	664	382	393	50	105	53	0	0	0
Newport Center CDP, Orleans County.....	274	107	49	85	6	27	15	0	0	0
North Bennington village, Bennington County.....	1,033	464	205	260	36	68	32	610	24	586
Northfield village, Washington County.....	1,868	818	293	473	60	224	82	233	49	184
Northfield town, Washington County.....	4,505	1,906	886	1,143	157	413	192	1,702	49	1,653
North Hartland CDP, Windsor County.....	302	131	67	62	19	23	10	0	0	0
North Hero town, Grand Isle County.....	803	349	213	169	35	37	27	0	0	0
North Springfield CDP, Windsor County.....	559	245	136	124	20	34	17	14	14	0
North Troy village, Orleans County.....	620	260	101	184	11	64	47	0	0	0
North Westminster village, Windham County	247	101	53	61	10	22	9	0	0	0
Norton town, Essex County.....	169	87	43	23	8	8	8	0	0	0
Norwich CDP, Windsor County.....	878	364	202	241	20	51	20	0	0	0
Norwich town, Windsor County.....	3,414	1,386	823	960	62	183	82	0	0	0
Old Bennington village, Bennington County..	139	59	37	33	1	9	6	0	0	0
Orange town, Orange County.....	1,072	425	244	269	60	74	39	0	0	0
Orleans village, Orleans County.....	818	349	155	219	35	60	36	0	0	0
Orwell town, Addison County.....	1,250	485	294	338	40	93	48	0	0	0
Panton town, Addison County.....	677	267	165	175	23	47	18	0	0	0
Pawlet town, Rutland County.....	1,477	606	331	383	65	92	56	0	0	0
Peacham town, Caledonia County.....	732	299	176	201	27	29	18	0	0	0
Perkinsville village, Windsor County.....	130	56	26	36	5	7	5	0	0	0
Peru town, Bennington County.....	375	165	96	92	2	20	9	0	0	0
Pittsfield town, Rutland County.....	546	245	124	124	15	38	21	0	0	0
Pittsford CDP, Rutland County.....	740	337	152	185	23	43	26	0	0	0
Pittsford town, Rutland County.....	2,963	1,277	672	724	91	199	110	28	0	28
Plainfield CDP, Washington County.....	400	177	63	113	7	40	20	1	0	1
Plainfield town, Washington County.....	1,241	528	248	310	50	105	55	2	0	2
Plymouth town, Windsor County.....	619	290	159	131	10	29	21	0	0	0
Pomfret town, Windsor County.....	904	393	220	223	16	52	28	0	0	0
Poultney village, Rutland County.....	1,110	493	189	273	38	117	64	502	0	502
Poultney town, Rutland County.....	2,930	1,250	618	722	121	219	123	502	0	502
Pownal town, Bennington County.....	3,527	1,429	760	952	156	230	164	0	0	0
Proctor town, Rutland County.....	1,741	717	373	485	64	102	60	0	0	0
Proctorsville CDP, Windsor County.....	448	207	88	111	12	30	17	6	0	6
Putney CDP, Windham County.....	520	283	77	93	16	51	37	3	0	3
Putney town, Windham County.....	2,219	1,001	431	541	62	184	117	483	0	483
Quechee CDP, Windsor County.....	656	274	142	183	11	46	27	0	0	0
Randolph CDP, Orange County.....	1,917	890	358	489	66	114	65	57	30	27
Randolph town, Orange County.....	4,233	1,827	891	1,060	155	300	148	545	30	515
Reading town, Windsor County.....	666	290	157	151	19	49	25	0	0	0
Readsboro CDP, Bennington County.....	321	141	64	76	26	14	9	0	0	0
Readsboro town, Bennington County.....	763	336	165	185	37	40	26	0	0	0
Richford CDP, Franklin County.....	1,348	557	219	394	50	128	76	13	0	13
Richford town, Franklin County.....	2,235	900	417	652	87	179	107	73	0	73
Richmond CDP, Chittenden County.....	723	298	128	216	22	59	40	0	0	0
Richmond town, Chittenden County.....	4,068	1,586	947	1,198	93	244	151	13	0	13
Ripton town, Addison County.....	588	263	134	129	10	52	37	0	0	0
Rochester CDP, Windsor County.....	288	148	46	76	8	10	7	11	0	11
Rochester town, Windsor County.....	1,128	532	252	239	30	75	43	11	0	11
Rockingham town, Windham County.....	5,118	2,197	908	1,358	244	411	226	164	28	136
Roxbury town, Washington County.....	691	300	161	163	23	44	30	0	0	0
Royalton town, Windsor County.....	2,773	1,288	520	574	90	301	122	0	0	0
Rupert town, Bennington County.....	710	309	185	170	18	28	16	4	0	4
Rutland city, Rutland County.....	15,834	7,404	2,605	3,920	559	1,346	692	661	466	195
Rutland town, Rutland County.....	3,983	1,754	956	961	118	194	101	71	70	1
Ryegate town, Caledonia County.....	1,174	478	273	303	39	81	50	0	0	0
St. Albans city, Franklin County.....	6,832	2,977	1,107	1,927	206	615	353	86	27	59
St. Albans town, Franklin County.....	5,696	2,277	1,263	1,622	183	351	182	303	301	2
St. George town, Chittenden County.....	674	275	136	187	16	60	33	0	0	0
St. Johnsbury CDP, Caledonia County.....	5,747	2,623	969	1,533	141	481	281	446	327	119
St. Johnsbury town, Caledonia County.....	7,157	3,158	1,284	1,942	193	580	340	446	327	119
Salisbury town, Addison County.....	1,117	444	250	298	44	81	44	19	12	7

Table 10.

Household Relationship and Group Quarters Population: 2010—Con.

[For information on confidentiality protection, nonsampling error, and definitions, see Selected Appendixes at <www.census.gov/prod/cen2010/cph-1-a.pdf>]

State County Place and County Subdivision	Household population							Group quarters population		
	Total	House- holder	Relationship to householder					Total	Institution- alized population	Non- institution- alized population
			Spouse	Child	Other relatives	Nonrelatives				
						Total	Unmarried partner			
PLACE AND COUNTY SUBDIVISION—Con.										
Sandgate town, Bennington County.....	391	162	95	97	9	28	12	14	0	14
Saxtons River village, Windham County.....	529	210	92	168	28	31	18	36	0	36
Searsburg town, Bennington County.....	109	44	22	26	3	14	5	0	0	0
Shaftsbury town, Bennington County.....	3,590	1,508	889	899	93	201	123	0	0	0
Sharon town, Windsor County.....	1,502	621	331	400	41	109	63	0	0	0
Sheffield town, Caledonia County.....	703	283	161	175	28	56	27	0	0	0
Shelburne CDP, Chittenden County.....	592	262	117	147	14	52	27	0	0	0
Shelburne town, Chittenden County.....	6,982	2,880	1,656	1,998	119	329	169	162	139	23
Sheldon town, Franklin County.....	2,181	815	462	667	75	162	87	9	0	9
Shoreham town, Addison County.....	1,265	510	303	315	40	97	53	0	0	0
Shrewsbury town, Rutland County.....	1,024	446	266	219	32	61	38	32	0	32
Somerset town, Windham County.....	3	3	0	0	0	0	0	0	0	0
South Barre CDP, Washington County.....	1,219	531	270	308	37	73	45	0	0	0
South Burlington city, Chittenden County.....	17,513	7,987	3,454	4,140	402	1,530	618	391	322	69
South Hero town, Grand Isle County.....	1,631	673	396	424	52	86	55	0	0	0
South Royalton CDP, Windsor County.....	694	421	80	83	10	100	27	0	0	0
South Shaftsbury CDP, Bennington County..	683	293	153	169	21	47	30	0	0	0
Springfield CDP, Windsor County.....	3,968	1,779	636	1,080	133	340	182	11	0	11
Springfield town, Windsor County.....	8,891	3,903	1,778	2,272	284	654	365	482	471	11
Stamford town, Bennington County.....	824	334	207	224	23	36	21	0	0	0
Stannard town, Caledonia County.....	216	85	46	55	14	16	6	0	0	0
Starksboro town, Addison County.....	1,774	698	376	518	68	114	70	3	0	3
Stockbridge town, Windsor County.....	736	339	170	169	15	43	30	0	0	0
Stowe CDP, Lamoille County.....	495	304	74	60	1	56	28	0	0	0
Stowe town, Lamoille County.....	4,311	1,948	935	1,054	60	314	151	3	0	3
Strafford town, Orange County.....	1,098	453	265	285	46	49	27	0	0	0
Stratton town, Windham County.....	216	98	51	50	5	12	3	0	0	0
Sudbury town, Rutland County.....	560	239	148	126	18	29	22	0	0	0
Sunderland town, Bennington County.....	956	393	228	238	45	52	28	0	0	0
Sutton town, Caledonia County.....	1,029	403	229	257	59	81	46	0	0	0
Swanton village, Franklin County.....	2,366	999	440	656	105	166	93	20	20	0
Swanton town, Franklin County.....	6,407	2,558	1,350	1,801	256	442	248	20	20	0
Thetford town, Orange County.....	2,588	1,097	617	667	68	139	79	0	0	0
Tinmouth town, Rutland County.....	613	254	142	153	26	38	25	0	0	0
Topsham town, Orange County.....	1,173	463	260	330	49	71	45	0	0	0
Townshend town, Windham County.....	1,232	574	264	291	30	73	48	0	0	0
Troy CDP, Orleans County.....	243	109	57	57	5	15	12	0	0	0
Troy town, Orleans County.....	1,662	687	346	446	50	133	91	0	0	0
Tunbridge town, Orange County.....	1,284	556	281	307	49	91	61	0	0	0
Underhill town, Chittenden County.....	3,016	1,133	612	865	71	135	69	0	0	0
Vergennes city, Addison County.....	2,300	994	427	635	105	139	73	288	22	266
Vernon town, Windham County.....	2,149	865	485	606	83	110	58	57	57	0
Vershire town, Orange County.....	691	300	145	180	19	47	29	39	0	39
Victory town, Essex County.....	62	36	9	13	0	4	3	0	0	0
Waitsfield CDP, Washington County.....	164	86	30	37	2	9	7	0	0	0
Waitsfield town, Washington County.....	1,712	776	413	427	14	82	51	7	0	7
Walden town, Caledonia County.....	935	374	206	266	32	57	35	0	0	0
Wallingford CDP, Rutland County.....	821	362	180	221	25	33	19	9	0	9
Wallingford town, Rutland County.....	2,050	882	484	507	76	101	56	29	0	29
Waltham town, Addison County.....	486	204	118	120	20	24	11	0	0	0
Wardsboro town, Windham County.....	900	374	197	236	29	64	38	0	0	0
Warner's grant, Essex County.....	0	0	0	0	0	0	0	0	0	0
Warren town, Washington County.....	1,705	771	350	424	18	142	73	0	0	0
Warren's gore, Essex County.....	4	2	2	0	0	0	0	0	0	0
Washington town, Orange County.....	1,039	437	254	244	33	71	41	0	0	0
Waterbury village, Washington County.....	1,709	842	272	388	58	149	103	54	42	12
Waterbury town, Washington County.....	5,010	2,207	1,105	1,257	131	310	213	54	42	12
Waterford town, Caledonia County.....	1,271	505	332	345	34	55	35	9	0	9
Waterville town, Lamoille County.....	673	274	161	172	16	50	30	0	0	0
Weathersfield town, Windsor County.....	2,816	1,253	705	594	84	180	108	9	0	9
Websterville CDP, Washington County.....	550	234	114	143	19	40	23	0	0	0
Wells CDP, Rutland County.....	397	183	85	70	23	36	26	0	0	0
Wells town, Rutland County.....	1,150	515	258	241	49	87	59	0	0	0
Wells River village, Orange County.....	399	189	64	96	10	40	25	0	0	0
West Brattleboro CDP, Windham County.....	2,734	1,281	459	707	98	189	115	6	0	6
West Burke village, Caledonia County.....	343	142	59	100	14	28	16	0	0	0
West Fairlee town, Orange County.....	652	275	140	169	17	51	33	0	0	0
Westfield town, Orleans County.....	520	227	121	127	10	35	28	16	0	16
Westford town, Chittenden County.....	2,029	757	485	591	71	125	74	0	0	0
West Haven town, Rutland County.....	264	112	69	54	10	19	7	0	0	0

Table 10.

Household Relationship and Group Quarters Population: 2010—Con.

[For information on confidentiality protection, nonsampling error, and definitions, see Selected Appendixes at <www.census.gov/prod/cen2010/cph-1-a.pdf>]

State County Place and County Subdivision	Household population							Group quarters population		
	Total	Householder	Relationship to householder					Total	Institutionalized population	Non-institutionalized population
			Spouse	Child	Other relatives	Nonrelatives				
						Total	Unmarried partner			
PLACE AND COUNTY SUBDIVISION—Con.										
Westminster village, Windham County.....	291	128	69	60	12	22	12	0	0	0
Westminster town, Windham County.....	3,054	1,298	658	723	115	260	143	124	101	23
Westmore town, Orleans County.....	342	165	89	63	5	20	13	8	0	8
Weston town, Windsor County.....	554	262	132	103	21	36	18	12	0	12
West Rutland town, Rutland County.....	2,326	980	480	603	116	147	82	0	0	0
West Rutland CDP, Rutland County.....	2,024	859	414	518	103	130	69	0	0	0
West Windsor town, Windsor County.....	1,099	499	275	240	27	58	44	0	0	0
Weybridge town, Addison County.....	833	331	203	211	27	61	30	0	0	0
Wheelock town, Caledonia County.....	783	322	173	200	31	57	34	28	28	0
White River Junction CDP, Windsor County.....	2,266	1,060	370	535	106	195	110	20	0	20
Whiting town, Addison County.....	419	167	93	113	16	30	21	0	0	0
Whitingham town, Windham County.....	1,357	574	307	346	37	93	60	0	0	0
Wilder CDP, Windsor County.....	1,690	715	333	476	57	109	56	0	0	0
Williamstown CDP, Orange County.....	1,162	518	206	310	36	92	64	0	0	0
Williamstown town, Orange County.....	3,376	1,379	720	904	139	234	149	13	0	13
Williston town, Chittenden County.....	8,693	3,514	2,057	2,517	201	404	229	5	5	0
Wilmington CDP, Windham County.....	463	222	75	106	13	47	25	0	0	0
Wilmington town, Windham County.....	1,876	866	395	418	54	143	79	0	0	0
Windham town, Windham County.....	419	187	105	92	10	25	17	0	0	0
Windsor town, Windsor County.....	3,357	1,492	647	868	133	217	119	196	196	0
Windsor CDP, Windsor County.....	2,041	919	353	544	87	138	74	25	25	0
Winhall town, Bennington County.....	769	343	194	175	19	38	18	0	0	0
Winooski city, Chittenden County.....	6,975	3,197	895	1,629	308	946	428	292	44	248
Wolcott town, Lamoille County.....	1,676	641	342	485	70	138	77	0	0	0
Woodbury town, Washington County.....	906	399	210	201	27	69	51	0	0	0
Woodford town, Bennington County.....	424	180	94	98	24	28	19	0	0	0
Woodstock village, Windsor County.....	866	441	180	187	18	40	27	34	13	21
Woodstock town, Windsor County.....	3,003	1,392	704	686	69	152	91	45	13	32
Worcester CDP, Washington County.....	112	47	19	34	3	9	6	0	0	0
Worcester town, Washington County.....	991	390	224	265	40	72	45	7	0	7

Table 11.
Housing Occupancy and Tenure: 2010

[For information on confidentiality protection, nonsampling error, and definitions, see Selected Appendixes at <www.census.gov/prod/cen2010/cph-1-a.pdf>]

State County County Subdivision Place	Total housing units	Occupied housing units						Vacant housing units				
		Total	Owner occupied		Renter occupied	Average household size		Total	For seasonal, recrea- tional, or occasional use	Vacancy rate		
			Number	Percent of occupied housing units		Owner- occupied units	Renter- occupied units			Available housing	Home- owner	Rental
Vermont	322,539	256,442	181,407	70.7	75,035	2.45	2.08	66,097	50,198	3.5	1.9	6.9
Addison County.....	16,760	14,084	10,662	75.7	3,422	2.49	2.15	2,676	1,834	2.9	1.7	6.5
Addison town.....	709	527	443	84.1	84	2.59	2.68	182	144	3.6	2.6	8.2
Bridport town.....	612	485	368	75.9	117	2.48	2.58	127	89	4.0	2.4	8.5
Bristol town.....	1,691	1,585	1,104	69.7	481	2.56	2.20	106	26	1.8	1.2	3.4
Bristol CDP.....	912	869	529	60.9	340	2.49	2.07	43	7	2.1	1.7	2.8
Cornwall town.....	517	468	387	82.7	81	2.52	2.57	49	28	2.1	1.3	5.8
Ferrisburgh town.....	1,491	1,119	886	79.2	233	2.55	2.22	372	318	2.8	1.8	6.4
Goshen town.....	114	74	67	90.5	7	2.18	2.57	40	33	2.6	2.9	0.0
Granville town.....	244	136	116	85.3	20	2.13	2.55	108	83	6.1	6.3	4.8
Hancock town.....	208	150	118	78.7	32	2.26	1.72	58	47	4.4	4.8	2.9
Leicester town.....	658	448	377	84.2	71	2.51	2.17	210	191	2.6	1.6	7.7
Lincoln town.....	636	512	432	84.4	80	2.55	2.04	124	98	1.9	0.9	6.9
Middlebury town.....	3,068	2,787	1,657	59.5	1,130	2.35	1.85	281	73	4.8	2.1	8.4
East Middlebury CDP.....	199	184	147	79.9	37	2.35	2.14	15	6	3.2	3.3	2.6
Middlebury CDP.....	2,227	2,007	1,033	51.5	974	2.26	1.78	220	50	5.5	2.0	9.0
Monkton town.....	798	741	667	90.0	74	2.68	2.57	57	36	1.2	0.9	3.8
New Haven town.....	733	689	561	81.4	128	2.52	2.45	44	11	2.4	2.2	3.0
Orwell town.....	656	485	419	86.4	66	2.53	2.89	171	142	1.2	0.7	4.3
Panton town.....	305	267	203	76.0	64	2.49	2.67	38	28	1.5	1.0	3.0
Ripton town.....	343	263	216	82.1	47	2.29	2.00	80	61	2.6	1.4	7.7
Salisbury town.....	696	444	373	84.0	71	2.50	2.62	252	226	2.6	1.1	9.9
Shoreham town.....	625	510	417	81.8	93	2.42	2.73	115	66	3.9	2.3	10.5
Starksboro town.....	826	698	614	88.0	84	2.59	2.19	128	100	1.5	0.8	6.7
Vergennes city.....	1,072	994	648	65.2	346	2.46	2.04	78	15	3.3	2.1	5.4
Waltham town.....	224	204	175	85.8	29	2.41	2.24	20	5	1.0	0.0	6.5
Weybridge town.....	354	331	281	84.9	50	2.56	2.26	23	10	1.2	1.1	2.0
Whiting town.....	180	167	133	79.6	34	2.62	2.09	13	4	1.2	0.7	2.9
Bennington County.....	20,922	15,470	11,017	71.2	4,453	2.40	2.06	5,452	4,294	3.9	2.3	7.8
Arlington town.....	1,285	999	761	76.2	238	2.38	2.14	286	204	3.8	2.4	8.0
Arlington CDP (part).....	549	461	299	64.9	162	2.47	2.05	88	45	4.5	2.3	8.4
Bennington town.....	6,763	6,246	3,738	59.8	2,508	2.44	2.07	517	133	3.8	1.9	6.4
Bennington CDP.....	4,122	3,833	2,060	53.7	1,773	2.42	1.99	289	59	3.7	2.0	5.5
North Bennington village.....	510	464	272	58.6	192	2.50	1.84	46	17	2.9	1.8	4.5
Old Bennington village.....	75	59	55	93.2	4	2.44	1.25	16	13	1.6	0.0	20.0
Dorset town.....	1,450	898	718	80.0	180	2.32	2.03	552	468	4.4	2.9	9.9
Dorset CDP.....	224	128	99	77.3	29	2.07	1.52	96	77	5.9	5.7	6.5
Glastenbury town.....	4	3	2	66.7	1	2.50	3.00	1	0	0.0	0.0	0.0
Landgrove town.....	164	74	57	77.0	17	2.23	1.82	90	83	3.8	1.7	10.0
Manchester town.....	2,864	2,047	1,406	68.7	641	2.32	1.73	817	615	5.0	3.3	8.5
Manchester village.....	700	423	204	48.2	219	2.12	1.34	277	210	4.1	5.1	3.1
Manchester Center CDP.....	1,261	985	656	66.6	329	2.28	1.90	276	181	6.2	3.5	11.1
Peru town.....	697	165	128	77.6	37	2.40	1.84	532	508	6.2	3.0	15.6
Pownall town.....	1,614	1,429	1,165	81.5	264	2.46	2.50	185	101	2.7	1.3	8.3
Readsboro town.....	496	336	274	81.5	62	2.38	1.79	160	124	7.4	4.5	18.4
Readsboro CDP.....	176	141	89	63.1	52	2.61	1.71	35	7	12.3	9.1	17.5
Rupert town.....	482	309	255	82.5	54	2.33	2.13	173	151	1.9	1.9	1.8
Sandgate town.....	287	162	136	84.0	26	2.40	2.46	125	105	4.1	2.2	12.5
Searsburg town.....	93	44	37	84.1	7	2.51	2.29	49	43	8.2	9.5	0.0
Shaftsbury town.....	1,676	1,508	1,282	85.0	226	2.41	2.20	168	84	1.9	1.5	4.2
South Shaftsbury CDP.....	323	293	239	81.6	54	2.30	2.48	30	7	3.6	2.4	8.5
Stamford town.....	410	334	299	89.5	35	2.51	2.11	76	61	2.3	2.3	2.8
Sunderland town.....	525	393	351	89.3	42	2.40	2.71	132	104	4.6	3.3	14.3
Arlington CDP (part).....	73	57	53	93.0	4	2.32	4.50	16	11	6.6	7.0	0.0
Winhall town.....	1,749	343	267	77.8	76	2.28	2.12	1,406	1,356	9.2	3.3	25.2
Woodford town.....	363	180	141	78.3	39	2.43	2.08	183	154	6.3	2.8	17.0
Caledonia County.....	15,942	12,553	9,233	73.6	3,320	2.47	2.12	3,389	2,376	4.0	2.0	9.2
Barnet town.....	950	666	560	84.1	106	2.52	2.54	284	233	2.7	1.6	8.3
Barnet CDP.....	58	56	49	87.5	7	2.04	2.71	2	1	1.8	2.0	0.0
Burke town.....	1,093	730	561	76.8	169	2.50	2.08	363	300	4.4	1.6	12.7
East Burke CDP.....	86	65	38	58.5	27	2.34	1.59	21	13	7.0	2.5	12.9
West Burke village.....	156	142	88	62.0	54	2.44	2.37	14	4	3.4	0.0	8.5
Danville town.....	1,268	928	784	84.5	144	2.43	2.01	340	270	3.5	2.7	7.7
Danville CDP.....	201	179	121	67.6	58	2.32	1.76	22	11	3.8	1.6	7.9
Groton town.....	639	413	329	79.7	84	2.56	2.14	226	193	3.3	2.7	5.6
Groton CDP.....	196	173	119	68.8	54	2.71	2.13	23	13	1.7	1.7	1.8
Hardwick town.....	1,423	1,239	909	73.4	330	2.53	2.07	184	60	4.8	3.1	9.0
Hardwick CDP.....	676	584	368	63.0	216	2.46	2.04	92	10	7.6	5.8	10.7
Kirby town.....	250	194	168	86.6	26	2.50	2.81	56	41	3.0	0.6	16.1
Lyndon town.....	2,406	2,210	1,503	68.0	707	2.50	2.01	196	63	3.9	1.6	8.3
Lyndonville village.....	618	556	209	37.6	347	2.47	1.99	62	9	6.9	2.3	9.4
Newark town.....	576	266	230	86.5	36	2.15	2.39	310	284	3.2	2.1	10.0
Peacham town.....	542	299	263	88.0	36	2.49	2.14	243	218	2.3	1.5	7.5
Ryegate town.....	620	478	406	84.9	72	2.42	2.67	142	109	4.0	1.9	14.3
St. Johnsbury town.....	3,522	3,158	1,784	56.5	1,374	2.41	2.08	364	55	5.7	2.0	10.1
St. Johnsbury CDP.....	2,939	2,623	1,336	50.9	1,287	2.35	2.03	316	33	6.3	1.8	10.4
Sheffield town.....	422	283	239	84.5	44	2.51	2.36	139	113	2.1	2.0	2.2
Stannard town.....	120	85	74	87.1	11	2.62	2.00	35	30	1.1	0.0	8.3

Table 11.
Housing Occupancy and Tenure: 2010—Con.

[For information on confidentiality protection, nonsampling error, and definitions, see Selected Appendixes at <www.census.gov/prod/cen2010/cph-1-a.pdf>]

State County County Subdivision Place	Total housing units	Occupied housing units						Vacant housing units				
		Total	Owner occupied		Renter occupied	Average household size		Total	For seasonal, recrea- tional, or occasional use	Vacancy rate		
			Number	Percent of occupied housing units		Owner- occupied units	Renter- occupied units			Available housing	Home- owner	Rental
Caledonia County—Con.												
Sutton town.....	486	403	341	84.6	62	2.56	2.52	83	49	3.3	2.8	6.1
Walden town.....	597	374	331	88.5	43	2.51	2.42	223	198	1.6	1.5	2.2
Waterford town.....	580	505	462	91.5	43	2.56	2.02	75	62	0.8	0.6	2.3
Wheelock town.....	448	322	289	89.8	33	2.43	2.45	126	98	2.7	1.7	10.8
Chittenden County.....	65,722	61,827	40,310	65.2	21,517	2.52	2.09	3,895	1,779	2.2	1.4	3.6
Bolton town.....	602	487	422	86.7	65	2.44	2.35	115	68	6.3	1.9	27.5
Buels gore.....	14	12	7	58.3	5	2.57	2.40	2	2	0.0	0.0	0.0
Burlington city.....	16,897	16,119	6,553	40.7	9,566	2.32	2.11	778	250	2.0	1.2	2.5
Charlotte town.....	1,706	1,419	1,189	83.8	230	2.73	2.23	287	238	2.3	2.2	2.9
Colchester town.....	7,104	6,314	4,509	71.4	1,805	2.51	2.18	790	521	3.4	2.1	6.4
Essex town.....	8,146	7,887	5,955	75.5	1,932	2.61	2.09	259	63	1.7	0.8	4.2
Essex Junction village.....	4,009	3,875	2,658	68.6	1,217	2.54	2.06	134	20	1.9	0.7	4.5
Hinesburg town.....	1,847	1,737	1,468	84.5	269	2.60	2.17	110	70	1.5	1.3	2.5
Hinesburg CDP.....	313	304	188	61.8	116	2.28	1.96	9	3	1.9	1.6	2.5
Huntington town.....	821	753	668	88.7	85	2.62	2.24	68	37	1.6	1.5	2.3
Jericho town.....	1,948	1,881	1,677	89.2	204	2.72	2.19	67	25	0.6	0.5	1.4
Jericho village.....	532	514	464	90.3	50	2.59	2.56	18	10	0.2	0.2	0.0
Milton town.....	4,147	3,889	3,237	83.2	652	2.71	2.44	258	145	1.9	1.4	4.2
Milton CDP.....	770	740	504	68.1	236	2.64	2.24	30	1	2.5	1.9	3.7
Richmond town.....	1,653	1,586	1,298	81.8	288	2.64	2.21	67	22	1.7	0.7	5.9
Richmond CDP.....	319	298	157	52.7	141	2.73	2.09	21	0	3.5	0.0	7.2
St. George town.....	292	275	222	80.7	53	2.44	2.49	17	3	2.8	2.2	5.3
Shelburne town.....	3,085	2,880	2,225	77.3	655	2.60	1.84	205	100	2.0	1.2	4.4
Shelburne CDP.....	281	262	177	67.6	85	2.42	1.93	19	2	3.0	1.7	5.6
South Burlington city.....	8,429	7,987	5,186	64.9	2,801	2.34	1.92	442	117	2.5	1.7	3.8
Underhill town.....	1,199	1,133	1,031	91.0	102	2.68	2.44	66	36	1.1	0.5	7.2
Westford town.....	787	757	682	90.1	75	2.70	2.48	30	13	1.0	0.7	3.8
Williston town.....	3,652	3,514	2,837	80.7	677	2.61	1.91	138	54	1.8	1.3	3.8
Winooski city.....	3,393	3,197	1,144	35.8	2,053	2.31	2.11	196	15	4.1	4.8	3.7
Essex County.....	5,019	2,818	2,260	80.2	558	2.25	2.17	2,201	1,928	4.0	2.3	10.2
Averill town.....	209	14	14	100.0	0	1.71	0.00	195	194	6.7	6.7	(X)
Avery's gore.....	8	0	0	(X)	0	0.00	0.00	8	8	(X)	(X)	(X)
Bloomfield town.....	204	106	94	88.7	12	2.14	1.67	98	92	0.9	1.1	0.0
Brighton town.....	947	554	384	69.3	170	2.29	2.02	393	326	5.6	4.2	8.5
Island Pond CDP.....	539	377	223	59.2	154	2.30	2.01	162	111	6.6	6.3	7.1
Brunswick town.....	90	44	42	95.5	2	2.57	2.00	46	45	0.0	0.0	0.0
Canaan town.....	632	439	330	75.2	109	2.30	1.94	193	139	7.0	3.2	16.8
Beecher Falls CDP.....	97	79	55	69.6	24	2.31	2.08	18	7	11.2	8.3	17.2
Canaan CDP.....	232	181	116	64.1	65	2.29	1.94	51	25	8.1	2.5	16.7
Concord town.....	816	522	439	84.1	83	2.26	2.72	294	269	2.4	1.6	6.7
Concord CDP.....	119	111	74	66.7	37	2.20	2.92	8	3	1.8	0.0	5.1
East Haven town.....	184	119	113	95.0	6	2.39	3.33	65	49	1.7	1.7	0.0
Ferdinand town.....	66	12	11	91.7	1	2.82	1.00	54	51	0.0	0.0	0.0
Granby town.....	88	43	36	83.7	7	2.00	2.29	45	39	4.3	5.0	0.0
Guildhall town.....	172	119	106	89.1	13	2.15	2.54	53	45	1.7	1.9	0.0
Lemington town.....	83	50	44	88.0	6	2.09	2.00	33	33	0.0	0.0	0.0
Lewis town.....	29	0	0	(X)	0	0.00	0.00	29	29	(X)	(X)	(X)
Lunenburg town.....	819	578	452	78.2	126	2.26	2.22	241	172	4.6	1.9	13.0
Maidstone town.....	317	93	84	90.3	9	2.24	2.22	224	221	0.0	0.0	0.0
Norton town.....	213	87	75	86.2	12	2.00	1.58	126	124	1.1	0.0	7.7
Victory town.....	91	36	34	94.4	2	1.74	1.50	55	45	2.7	2.9	0.0
Warner's grant.....	0	0	0	(X)	0	0.00	0.00	0	0	(X)	(X)	(X)
Warren's gore.....	51	2	2	100.0	0	2.00	0.00	49	47	0.0	0.0	(X)
Franklin County.....	21,588	18,513	13,829	74.7	4,684	2.63	2.30	3,075	2,040	3.4	2.0	7.3
Bakersfield town.....	586	495	426	86.1	69	2.60	3.12	91	67	2.5	2.7	1.4
Berkshire town.....	648	612	501	81.9	111	2.71	2.99	36	14	2.1	1.4	5.1
Enosburg town.....	1,271	1,108	767	69.2	341	2.57	2.28	163	62	5.8	2.7	12.1
Enosburg Falls village.....	637	559	352	63.0	207	2.49	2.01	78	9	8.6	4.3	15.2
Fairfax town.....	1,683	1,591	1,375	86.4	216	2.75	2.35	92	19	3.1	1.6	11.6
Fairfield town.....	867	718	584	81.3	134	2.67	2.46	149	118	1.4	0.5	4.9
Fletcher town.....	569	497	440	88.5	57	2.56	2.65	72	62	1.0	1.1	0.0
Franklin town.....	868	547	439	80.3	108	2.65	2.20	321	297	3.4	2.0	8.5
Georgia town.....	1,846	1,598	1,407	88.0	191	2.87	2.53	248	194	1.8	1.0	7.1
Highgate town.....	1,554	1,311	1,047	79.9	264	2.71	2.66	243	194	2.1	1.3	5.0
Montgomery town.....	791	509	430	84.5	79	2.40	2.16	282	233	5.5	3.2	16.3
Richford town.....	1,073	900	615	68.3	285	2.48	2.49	173	64	7.2	4.2	13.1
Richford CDP.....	641	557	336	60.3	221	2.40	2.44	84	2	8.8	5.0	14.0
St. Albans city.....	3,231	2,977	1,428	48.0	1,549	2.54	2.07	254	24	4.9	2.6	6.9
St. Albans town.....	2,792	2,277	1,824	80.1	453	2.57	2.21	515	422	2.2	1.8	3.8
Sheldon town.....	856	815	642	78.8	173	2.72	2.50	41	17	1.3	0.8	3.3
Swanton town.....	2,953	2,558	1,904	74.4	654	2.56	2.35	395	253	3.7	2.9	6.0
Swanton village.....	1,083	999	612	61.3	387	2.44	2.26	84	5	4.9	4.2	6.0
Grand Isle County.....	5,048	2,902	2,358	81.3	544	2.41	2.35	2,146	1,839	5.8	4.0	12.9
Alburg town.....	1,370	822	647	78.7	175	2.39	2.58	548	434	7.5	5.7	13.7
Alburg village.....	330	203	149	73.4	54	2.40	2.57	127	94	7.7	6.9	9.8
Grand Isle town.....	1,198	854	670	78.5	184	2.47	2.23	344	280	4.4	3.3	8.3

Table 11.
Housing Occupancy and Tenure: 2010—Con.

[For information on confidentiality protection, nonsampling error, and definitions, see Selected Appendixes at <www.census.gov/prod/cen2010/cph-1-a.pdf>]

State County County Subdivision Place	Total housing units	Occupied housing units						Vacant housing units				
		Total	Owner occupied		Renter occupied	Average household size		Total	For seasonal, recrea- tional, or occasional use	Vacancy rate		
			Number	Percent of occupied housing units		Owner- occupied units	Renter- occupied units			Available housing	Home- owner	Rental
Grand Isle County--Con.												
Isle La Motte town.....	454	204	184	90.2	20	2.29	2.50	250	208	6.8	5.1	20.0
North Hero town.....	966	349	316	90.5	33	2.34	1.94	617	573	7.4	3.9	31.3
South Hero town.....	1,060	673	541	80.4	132	2.45	2.30	387	344	4.2	2.3	11.2
Lamoille County.....	12,969	10,014	7,128	71.2	2,886	2.49	2.08	2,955	2,245	3.7	1.8	7.9
Belvidere town.....	210	153	128	83.7	25	2.24	2.44	57	42	1.3	0.0	7.4
Cambridge town.....	1,698	1,510	1,052	69.7	458	2.53	2.15	188	76	4.5	2.6	8.5
Cambridge village.....	115	104	50	48.1	54	2.30	2.24	11	0	8.8	13.8	3.6
Jeffersonville village.....	367	325	117	36.0	208	2.60	2.04	42	0	7.3	3.3	9.4
Eden town.....	712	501	424	84.6	77	2.69	2.35	211	187	2.1	1.4	6.0
Elmore town.....	543	366	317	86.6	49	2.44	1.63	177	159	1.1	0.6	3.9
Hyde Park town.....	1,372	1,214	974	80.2	240	2.48	2.23	158	85	3.3	1.8	9.1
Hyde Park village.....	216	194	132	68.0	62	2.45	2.23	22	7	3.9	1.5	8.8
Johnson town.....	1,345	1,210	749	61.9	461	2.52	2.14	135	64	2.9	2.2	4.1
Johnson village.....	481	444	163	36.7	281	2.20	2.00	37	7	3.9	2.9	4.4
Morristown town.....	2,488	2,197	1,450	66.0	747	2.48	2.04	291	153	3.3	1.8	6.1
Morrisville village.....	973	878	418	47.6	460	2.41	1.86	95	14	4.7	3.0	6.3
Stowe town.....	3,526	1,948	1,290	66.2	658	2.36	1.92	1,578	1,388	5.6	1.9	12.0
Stowe CDP.....	412	304	112	36.8	192	1.78	1.54	108	62	6.2	0.9	8.9
Waterville town.....	319	274	227	82.8	47	2.51	2.21	45	24	2.1	1.3	5.9
Wolcott town.....	756	641	517	80.7	124	2.67	2.37	115	67	2.4	1.1	7.5
Orange County.....	14,845	11,887	9,349	78.6	2,538	2.44	2.15	2,958	2,147	3.1	1.9	7.6
Bradford town.....	1,281	1,104	753	68.2	351	2.48	2.43	177	93	4.6	2.1	9.5
Bradford CDP.....	348	310	142	45.8	168	2.35	2.33	38	5	6.9	4.1	9.1
Braintree town.....	645	531	461	86.8	70	2.37	2.20	114	85	2.7	1.7	9.0
Brookfield town.....	702	528	443	83.9	85	2.45	2.44	174	131	3.3	2.0	9.4
Chelsea town.....	695	541	420	77.6	121	2.31	1.98	154	115	2.0	0.9	5.4
Corinth town.....	803	556	476	85.6	80	2.45	2.54	247	208	4.1	3.4	8.0
Fairlee town.....	625	429	289	67.4	140	2.31	2.14	196	160	4.4	1.7	9.5
Fairlee CDP.....	96	83	48	57.8	35	2.23	2.34	13	3	5.6	0.0	11.9
Newbury town.....	1,378	986	733	74.3	253	2.37	1.91	392	323	2.7	2.0	4.5
Newbury village.....	215	183	117	63.9	66	2.26	1.52	32	14	4.2	3.3	5.7
Wells River village.....	216	189	92	48.7	97	2.34	1.90	27	9	5.9	5.1	6.7
Orange town.....	489	425	386	90.8	39	2.54	2.33	64	55	0.7	0.5	2.5
Randolph town.....	2,076	1,827	1,284	70.3	543	2.42	2.06	249	101	4.6	3.3	7.6
Randolph CDP.....	985	890	515	57.9	375	2.34	1.90	95	16	6.0	4.1	8.5
Strafford town.....	586	453	387	85.4	66	2.41	2.50	133	111	1.5	1.0	4.3
Thetford town.....	1,288	1,097	897	81.8	200	2.45	1.94	191	138	1.9	1.1	5.1
Topsham town.....	661	463	410	88.6	53	2.55	2.40	198	156	2.7	1.7	10.2
Tunbridge town.....	764	556	471	84.7	85	2.37	1.98	208	160	3.3	1.7	10.9
Vershire town.....	435	300	247	82.3	53	2.28	2.42	135	96	6.1	2.3	20.9
Washington town.....	570	437	380	87.0	57	2.37	2.46	133	113	2.0	1.3	6.5
West Fairlee town.....	368	275	213	77.5	62	2.41	2.23	93	66	4.5	2.7	10.1
Williamstown town.....	1,479	1,379	1,099	79.7	280	2.57	1.96	100	36	1.8	1.0	5.1
Williamstown CDP.....	552	518	315	60.8	203	2.59	1.70	34	2	3.4	1.6	6.0
Orleans County.....	16,162	11,320	8,553	75.6	2,767	2.39	2.15	4,842	3,951	3.8	2.1	8.9
Albany town.....	511	395	325	82.3	70	2.40	2.30	116	92	1.0	0.3	4.1
Albany village.....	83	73	55	75.3	18	2.75	2.33	10	4	1.3	0.0	5.3
Barton town.....	1,531	1,192	830	69.6	362	2.40	2.07	339	230	4.7	2.8	8.7
Barton village.....	460	355	199	56.1	156	2.22	1.88	105	60	4.8	2.9	7.0
Orleans village.....	399	349	217	62.2	132	2.48	2.12	50	12	6.6	3.5	11.4
Brownington town.....	509	399	357	89.5	42	2.46	2.57	110	85	2.2	1.9	4.5
Charleston town.....	672	447	363	81.2	84	2.26	2.39	225	185	3.2	2.4	6.5
Coventry town.....	477	431	355	82.4	76	2.56	2.33	46	16	2.5	0.8	9.4
Coventry CDP.....	57	49	29	59.2	20	2.17	1.70	8	1	0.0	0.0	0.0
Craftsbury town.....	648	502	408	81.3	94	2.32	1.88	146	110	3.6	3.3	5.0
Derby town.....	2,410	1,968	1,535	78.0	433	2.41	2.09	442	318	3.5	1.3	10.5
Derby Center village.....	295	271	140	51.7	131	2.23	2.00	24	9	2.5	2.1	2.9
Derby Line village.....	360	306	206	67.3	100	2.33	1.94	54	13	9.7	0.5	24.2
Glover town.....	762	456	372	81.6	84	2.43	2.07	306	286	1.9	1.6	3.4
Glover CDP.....	126	114	72	63.2	42	2.58	1.74	12	9	2.6	2.7	2.3
Greensboro town.....	762	329	273	83.0	56	2.28	1.98	433	406	3.5	2.5	8.1
Greensboro CDP.....	339	70	47	67.1	23	1.64	1.39	269	263	4.1	4.1	4.0
Greensboro Bend CDP.....	103	89	69	77.5	20	2.64	2.50	14	6	4.3	4.2	4.8
Holland town.....	433	257	226	87.9	31	2.43	2.58	176	158	3.0	2.2	8.8
Irasburg town.....	541	462	381	82.5	81	2.57	2.28	79	53	2.1	1.5	4.7
Irasburg CDP.....	82	69	54	78.3	15	2.41	2.20	13	8	0.0	0.0	0.0
Jay town.....	685	223	168	75.3	55	2.41	2.11	462	434	7.7	1.7	22.2
Lowell town.....	509	340	282	82.9	58	2.59	2.50	169	139	3.7	3.4	4.8
Lowell CDP.....	106	89	74	83.1	15	2.51	2.80	17	8	5.3	3.8	11.8
Morgan town.....	809	321	273	85.0	48	2.27	2.71	488	469	3.0	2.2	7.7
Newport city.....	2,222	1,855	1,012	54.6	843	2.32	2.02	367	173	5.6	2.7	8.9
Newport town.....	870	664	535	80.6	129	2.36	2.59	206	166	2.8	2.0	5.8
Newport Center CDP.....	114	107	63	58.9	44	2.38	2.82	7	2	2.7	4.5	0.0
Troy town.....	840	687	513	74.7	174	2.42	2.42	153	98	3.6	1.9	8.3
North Troy village.....	301	260	165	63.5	95	2.36	2.43	41	16	3.7	1.2	7.8
Troy CDP.....	132	109	89	81.7	20	2.30	1.90	23	11	6.7	3.2	19.2
Westfield town.....	373	227	197	86.8	30	2.35	1.93	146	127	4.6	1.5	21.1

Table 11.
Housing Occupancy and Tenure: 2010—Con.

[For information on confidentiality protection, nonsampling error, and definitions, see Selected Appendixes at <www.census.gov/prod/cen2010/cph-1-a.pdf>]

State County County Subdivision Place	Total housing units	Occupied housing units						Vacant housing units				
		Total	Owner occupied		Renter occupied	Average household size		Total	For seasonal, recrea- tional, or occasional use	Vacancy rate		
			Number	Percent of occupied housing units		Owner- occupied units	Renter- occupied units			Available housing	Home- owner	Rental
Orleans County—Con.												
Westmore town.....	598	165	148	89.7	17	2.14	1.47	433	406	9.8	6.3	32.0
Rutland County.....	33,768	25,984	18,147	69.8	7,837	2.40	2.02	7,784	5,787	4.0	2.2	7.8
Benson town.....	583	420	325	77.4	95	2.56	2.09	163	136	2.8	0.6	9.4
Benson CDP.....	149	131	88	67.2	43	2.73	1.58	18	8	3.6	1.1	8.5
Brandon town.....	1,854	1,684	1,227	72.9	457	2.46	2.08	170	73	3.4	2.8	4.8
Brandon CDP.....	790	714	476	66.7	238	2.42	2.09	76	26	3.6	3.4	4.0
Castleton town.....	2,216	1,617	1,171	72.4	446	2.40	2.16	599	497	3.6	2.4	6.4
Castleton CDP.....	262	245	136	55.5	109	2.35	2.23	17	0	3.1	0.7	5.9
Chittenden town.....	645	499	433	86.8	66	2.57	2.20	146	107	4.4	2.7	14.1
Clarendon town.....	1,166	1,071	874	81.6	197	2.47	2.09	95	39	2.6	1.4	7.9
Danby town.....	734	550	436	79.3	114	2.42	2.26	184	140	2.4	1.3	6.3
Fair Haven town.....	1,282	1,135	755	66.5	380	2.55	2.12	147	20	7.8	2.4	17.0
Fair Haven CDP.....	1,077	957	604	63.1	353	2.52	2.12	120	8	8.4	2.9	16.5
Hubbardton town.....	602	315	273	86.7	42	2.26	2.14	287	275	1.6	0.7	6.7
Ira town.....	193	171	147	86.0	24	2.59	2.17	22	15	1.7	2.0	0.0
Killington town.....	2,609	388	274	70.6	114	2.00	2.00	2,221	2,091	7.6	8.3	6.6
Mendon town.....	683	475	359	75.6	116	2.31	1.98	208	154	8.6	2.7	22.9
Middletown Springs town.....	426	321	273	85.0	48	2.35	2.15	105	86	3.0	2.2	7.3
Mount Holly town.....	1,043	541	465	86.0	76	2.31	2.13	502	439	4.9	3.3	13.5
Mount Tabor town.....	153	116	81	69.8	35	2.16	2.29	37	15	0.9	0.0	2.8
Pawlet town.....	771	606	460	75.9	146	2.42	2.48	165	101	5.4	5.1	6.4
Pittsfield town.....	435	245	185	75.5	60	2.27	2.10	190	173	5.8	3.6	11.8
Pittsford town.....	1,426	1,277	969	75.9	308	2.46	1.88	149	88	2.2	1.8	3.4
Pittsford CDP.....	376	337	223	66.2	114	2.38	1.84	39	17	4.5	4.3	5.0
Poultney town.....	1,670	1,250	883	70.6	367	2.39	2.23	420	330	3.0	1.0	7.5
Poultney village.....	553	493	259	52.5	234	2.37	2.12	60	13	4.3	0.8	7.8
Proctor town.....	780	717	553	77.1	164	2.48	2.27	63	13	3.1	2.5	5.2
Rutland city.....	8,082	7,404	3,859	52.1	3,545	2.35	1.91	678	91	4.7	2.1	7.4
Rutland town.....	1,871	1,754	1,348	76.9	406	2.42	1.77	117	47	2.4	1.1	6.7
Shrewsbury town.....	568	446	396	88.8	50	2.27	2.54	122	83	3.2	2.0	12.1
Sudbury town.....	392	239	219	91.6	20	2.34	2.40	153	132	4.0	2.7	16.7
Tinmouth town.....	362	254	212	83.5	42	2.42	2.38	108	100	2.7	1.9	6.7
Wallingford town.....	1,088	882	723	82.0	159	2.39	2.04	206	141	3.6	2.8	7.0
Wallingford CDP.....	396	362	276	76.2	86	2.44	1.72	34	15	3.5	2.5	6.5
Wells town.....	927	515	433	84.1	82	2.23	2.23	412	371	3.2	1.8	9.8
Wells CDP.....	285	183	143	78.1	40	2.19	2.10	102	85	3.2	2.0	7.0
West Haven town.....	131	112	98	87.5	14	2.35	2.43	19	9	2.6	2.0	6.7
West Rutland town.....	1,076	980	716	73.1	264	2.44	2.19	96	21	3.1	2.6	4.3
West Rutland CDP.....	942	859	608	70.8	251	2.43	2.18	83	8	3.5	3.0	4.5
Washington County.....	29,941	25,027	17,540	70.1	7,487	2.43	1.95	4,914	3,454	3.3	1.5	7.3
Barre city.....	4,504	4,137	1,956	47.3	2,181	2.33	1.97	367	37	5.5	2.9	7.7
Barre town.....	3,402	3,228	2,738	84.8	490	2.52	2.10	174	37	2.2	1.1	8.2
East Barre CDP.....	356	332	258	77.7	74	2.56	2.23	24	7	2.9	1.1	8.6
Graniteville CDP.....	369	325	223	68.6	102	2.49	2.24	44	2	6.0	3.0	11.8
South Barre CDP.....	560	531	404	76.1	127	2.44	1.83	29	7	2.4	0.2	8.6
Webster CDP.....	248	234	195	83.3	39	2.42	2.03	14	0	3.3	2.0	9.3
Berlin town.....	1,236	1,125	891	79.2	234	2.35	2.35	111	52	2.5	1.6	5.6
Cabot town.....	771	570	492	86.3	78	2.57	2.17	201	158	3.4	2.4	9.2
Cabot village.....	115	96	75	78.1	21	2.57	1.90	19	6	7.6	5.1	15.4
Calais town.....	842	675	576	85.3	99	2.39	2.34	167	119	2.4	1.4	8.3
Duxbury town.....	639	547	467	85.4	80	2.47	2.29	92	71	1.8	1.3	4.7
East Montpelier town.....	1,129	1,068	881	82.5	187	2.48	2.07	61	22	2.0	1.5	4.5
East Montpelier CDP.....	39	34	26	76.5	8	2.35	2.38	5	0	7.9	3.7	18.2
Fayston town.....	1,201	594	504	84.8	90	2.32	1.96	607	566	4.0	1.9	14.0
Marshfield town.....	729	637	520	81.6	117	2.53	2.31	92	63	1.7	0.9	4.8
Marshfield village.....	118	106	74	69.8	32	2.81	2.03	12	0	5.3	5.1	5.7
Middlesex town.....	764	687	618	90.0	69	2.59	1.87	77	50	1.0	0.5	5.5
Montpelier city.....	4,034	3,786	2,091	55.2	1,695	2.28	1.71	248	48	3.0	1.3	5.1
Moretown town.....	797	696	552	79.3	144	2.52	1.87	101	66	2.4	1.2	6.4
Northfield town.....	2,101	1,906	1,242	65.2	664	2.53	2.06	195	92	3.4	1.6	6.7
Northfield village.....	887	818	373	45.6	445	2.58	2.04	69	22	4.0	1.6	5.9
Plainfield town.....	565	528	407	77.1	121	2.44	2.03	37	15	1.7	0.5	5.3
Plainfield CDP.....	195	177	97	54.8	80	2.54	1.93	18	2	3.2	0.0	6.7
Roxbury town.....	441	300	255	85.0	45	2.35	2.02	141	118	1.3	0.8	4.2
Waitsfield town.....	1,011	776	571	73.6	205	2.35	1.81	235	186	3.5	1.5	8.4
Waitsfield CDP.....	104	86	46	53.5	40	2.09	1.70	18	6	7.3	2.1	12.2
Warren town.....	2,232	771	590	76.5	181	2.31	1.91	1,461	1,345	11.0	2.8	30.0
Waterbury town.....	2,385	2,207	1,520	68.9	687	2.43	1.91	178	88	2.2	1.2	4.6
Waterbury village.....	900	842	381	45.2	461	2.26	1.84	58	14	3.1	1.3	4.5
Woodbury town.....	713	399	343	86.0	56	2.33	1.91	314	284	3.6	2.8	8.2
Worcester town.....	445	390	326	83.6	64	2.60	2.27	55	37	0.8	0.3	2.9
Worcester CDP.....	48	47	27	57.4	20	2.70	1.95	1	0	2.1	0.0	4.8
Windham County.....	29,735	19,290	13,124	68.0	6,166	2.34	2.00	10,445	9,122	4.2	2.1	8.4
Athens town.....	231	181	147	81.2	34	2.35	2.82	50	42	2.2	2.0	2.9
Brattleboro town.....	5,998	5,562	2,855	51.3	2,707	2.31	1.86	436	104	3.7	1.5	5.8
Brattleboro CDP.....	3,748	3,500	1,432	40.9	2,068	2.26	1.86	248	33	3.9	1.5	5.5
West Brattleboro CDP.....	1,388	1,281	769	60.0	512	2.34	1.83	107	20	3.8	1.8	6.5

Table 11.
Housing Occupancy and Tenure: 2010—Con.

[For information on confidentiality protection, nonsampling error, and definitions, see Selected Appendixes at <www.census.gov/prod/cen2010/cph-1-a.pdf>]

State County County Subdivision Place	Total housing units	Occupied housing units						Vacant housing units				
		Total	Owner occupied		Renter occupied	Average household size		Total	For seasonal, recrea- tional, or occasional use	Vacancy rate		
			Number	Percent of occupied housing units		Owner- occupied units	Renter- occupied units			Available housing	Home- owner	Rental
Windham County—Con.												
Brookline town.....	294	206	171	83.0	35	2.59	2.49	88	76	3.3	2.3	7.9
Dover town.....	3,054	537	388	72.3	149	2.24	1.70	2,517	2,443	9.2	7.2	14.1
Dummerston town.....	950	823	678	82.4	145	2.32	2.02	127	88	1.9	0.9	6.5
Grafton town.....	486	313	249	79.6	64	2.14	2.27	173	146	5.7	3.1	14.7
Guilford town.....	1,038	902	723	80.2	179	2.40	2.15	136	93	1.8	0.5	6.7
Halifax town.....	542	330	293	88.8	37	2.23	2.00	212	189	1.5	1.3	2.5
Jamaica town.....	1,055	460	377	82.0	83	2.27	2.16	595	556	4.9	1.8	16.7
Londonderry town.....	1,476	790	603	76.3	187	2.27	2.13	686	617	5.1	3.4	10.4
Marlboro town.....	526	378	309	81.7	69	2.33	2.07	148	126	1.8	1.3	4.2
Newfane town.....	1,090	771	649	84.2	122	2.30	1.93	319	282	2.9	1.7	9.0
Newfane village.....	78	61	33	54.1	28	2.24	1.57	17	11	7.6	0.0	15.2
Putney town.....	1,146	1,001	638	63.7	363	2.42	1.87	145	77	3.6	1.4	7.1
Putney CDP.....	318	283	120	42.4	163	2.29	1.50	35	7	5.0	0.8	7.9
Rockingham town.....	2,551	2,197	1,274	58.0	923	2.36	2.28	354	122	7.0	2.9	12.0
Bellows Falls village.....	1,500	1,314	575	43.8	739	2.36	2.25	186	13	8.9	3.0	13.0
Saxtons River village.....	241	210	117	55.7	93	2.57	2.45	31	16	5.0	0.8	9.7
Somerset town.....	21	3	3	100.0	0	1.00	0.00	18	18	0.0	0.0	(X)
Stratton town.....	1,447	98	77	78.6	21	2.31	1.81	1,349	1,340	7.5	3.8	19.2
Townshend town.....	784	574	421	73.3	153	2.27	1.80	210	179	4.5	2.3	9.9
Vernon town.....	924	865	666	77.0	199	2.66	1.90	59	19	3.0	1.5	7.8
Wardsboro town.....	849	374	320	85.6	54	2.46	2.11	475	453	3.1	1.2	12.9
Westminster town.....	1,466	1,298	1,068	82.3	230	2.37	2.30	168	114	2.6	1.9	5.7
North Westminster village.....	111	101	73	72.3	28	2.48	2.36	10	2	7.3	5.2	12.5
Westminster village.....	134	128	99	77.3	29	2.29	2.21	6	2	0.8	1.0	0.0
Whitingham town.....	918	574	482	84.0	92	2.35	2.45	344	304	3.2	1.8	9.7
Jacksonville village.....	118	93	68	73.1	25	2.32	2.60	25	15	6.1	1.4	16.7
Wilmington town.....	2,493	866	566	65.4	300	2.25	2.02	1,627	1,536	8.0	3.9	14.8
Wilmington CDP.....	292	222	95	42.8	127	2.33	1.91	70	33	12.5	0.0	20.0
Windham town.....	396	187	167	89.3	20	2.22	2.45	209	198	1.1	1.2	0.0
Windsor County.....	34,118	24,753	17,897	72.3	6,856	2.34	2.01	9,365	7,402	4.9	2.7	10.2
Andover town.....	408	218	187	85.8	31	2.14	2.13	190	174	4.8	4.1	8.3
Baltimore town.....	100	90	78	86.7	12	2.77	2.33	10	7	1.1	0.0	7.7
Barnard town.....	716	413	338	81.8	75	2.30	2.28	303	268	4.2	3.7	6.3
Bethel town.....	1,043	868	650	74.9	218	2.39	2.17	175	113	3.4	1.5	8.8
Bethel CDP.....	298	262	148	56.5	114	2.34	1.95	36	5	6.8	2.6	11.6
Bridgewater town.....	688	431	327	75.9	104	2.30	1.76	257	220	4.4	1.8	11.9
Cavendish town.....	965	598	491	82.1	107	2.29	2.13	367	303	6.2	3.7	16.3
Cavendish CDP.....	115	81	67	82.7	14	2.18	2.36	34	21	6.7	6.8	6.3
Proctorsville CDP.....	366	207	149	72.0	58	2.26	1.93	159	125	11.5	5.1	24.7
Chester town.....	1,793	1,402	1,040	74.2	362	2.37	1.90	391	317	3.0	1.6	6.7
Chester CDP.....	570	497	263	52.9	234	2.25	1.77	73	38	4.2	1.5	7.1
Hartford town.....	5,816	4,446	2,953	66.4	1,493	2.34	1.98	1,370	1,039	5.1	3.0	9.0
Quechee CDP.....	522	274	172	62.8	102	2.42	2.34	248	214	9.5	5.0	16.3
White River Junction CDP.....	1,178	1,060	546	51.5	514	2.44	1.82	118	27	5.4	4.0	6.9
Wildor CDP.....	776	715	499	69.8	216	2.47	2.11	61	8	5.3	3.1	10.0
Hartland town.....	1,584	1,417	1,150	81.2	267	2.46	2.10	167	90	2.9	1.5	8.5
Hartland CDP.....	174	160	103	64.4	57	2.58	2.00	14	1	3.6	1.0	8.1
North Hartland CDP.....	131	131	97	74.0	34	2.36	2.15	0	0	0.0	0.0	0.0
Ludlow town.....	3,285	930	611	65.7	319	2.13	1.92	2,355	2,195	11.1	6.0	19.3
Ludlow village.....	752	405	170	42.0	235	2.01	1.78	347	259	14.1	6.5	18.8
Norwich town.....	1,553	1,386	1,079	77.8	307	2.59	2.03	167	83	3.0	2.1	6.2
Norwich CDP.....	401	364	276	75.8	88	2.58	1.89	37	11	3.6	3.1	5.1
Plymouth town.....	864	290	233	80.3	57	2.16	2.02	574	536	7.0	3.7	18.6
Pomfret town.....	544	393	314	79.9	79	2.34	2.14	151	133	2.7	1.6	7.1
Reading town.....	448	290	246	84.8	44	2.26	2.50	158	142	2.3	1.6	6.4
Rochester town.....	832	532	402	75.6	130	2.20	1.88	300	232	7.6	4.9	14.9
Rochester CDP.....	184	148	75	50.7	73	2.09	1.79	36	10	11.4	3.8	18.0
Royalton town.....	1,471	1,288	727	56.4	561	2.42	1.81	183	96	3.7	1.9	5.9
South Royalton CDP.....	448	421	105	24.9	316	2.18	1.47	27	12	2.8	0.9	3.4
Sharon town.....	735	621	463	74.6	158	2.43	2.38	114	74	3.9	1.5	10.2
Springfield town.....	4,324	3,903	2,657	68.1	1,246	2.35	2.13	421	134	4.9	2.6	9.3
North Springfield CDP.....	261	245	199	81.2	46	2.27	2.33	16	5	2.4	1.0	8.0
Springfield CDP.....	1,958	1,779	949	53.3	830	2.37	2.07	179	19	6.0	3.4	8.9
Stockbridge town.....	553	339	282	83.2	57	2.22	1.95	214	193	3.4	3.1	4.7
Weathersfield town.....	1,427	1,253	1,104	88.1	149	2.25	2.23	174	102	3.3	2.1	11.2
Ascuney CDP.....	282	260	230	88.5	30	2.02	2.23	22	7	4.4	2.1	18.9
Perkinsville village.....	65	56	47	83.9	9	2.19	3.00	9	2	6.7	4.1	18.2
Weston town.....	565	262	213	81.3	49	2.20	1.73	303	271	5.7	3.2	15.5
West Windsor town.....	799	499	420	84.2	79	2.21	2.15	300	264	3.8	3.2	7.1
Windsor town.....	1,712	1,492	920	61.7	572	2.42	1.98	220	54	6.7	2.4	12.7
Windsor CDP.....	1,070	919	456	49.6	463	2.50	1.95	151	22	9.3	3.5	14.3
Woodstock town.....	1,893	1,392	1,012	72.7	380	2.27	1.86	501	362	7.5	3.8	16.1
Woodstock village.....	591	441	250	56.7	191	2.23	1.61	150	84	10.8	4.9	17.7

Table 12.
Housing Occupancy and Tenure: 2010

[For information on confidentiality protection, nonsampling error, and definitions, see Selected Appendixes at <www.census.gov/prod/cen2010/cph-1-a.pdf>]

State County Place and County Subdivision	Total housing units	Occupied housing units						Vacant housing units				
		Total	Owner occupied		Renter occupied	Average household size		Total	For seasonal, recrea- tional, or occasional use	Vacancy rate		
			Number	Percent of occupied housing units		Owner- occupied units	Renter- occupied units			Available housing	Home- owner	Rental
Vermont	322,539	256,442	181,407	70.7	75,035	2.45	2.08	66,097	50,198	3.5	1.9	6.9
COUNTY												
Addison County.....	16,760	14,084	10,662	75.7	3,422	2.49	2.15	2,676	1,834	2.9	1.7	6.5
Bennington County.....	20,922	15,470	11,017	71.2	4,453	2.40	2.06	5,452	4,294	3.9	2.3	7.8
Caledonia County.....	15,942	12,553	9,233	73.6	3,320	2.47	2.12	3,389	2,376	4.0	2.0	9.2
Chittenden County.....	65,722	61,827	40,310	65.2	21,517	2.52	2.09	3,895	1,779	2.2	1.4	3.6
Essex County.....	5,019	2,818	2,260	80.2	558	2.25	2.17	2,201	1,928	4.0	2.3	10.2
Franklin County.....	21,588	18,513	13,829	74.7	4,684	2.63	2.30	3,075	2,040	3.4	2.0	7.3
Grand Isle County.....	5,048	2,902	2,358	81.3	544	2.41	2.35	2,146	1,839	5.8	4.0	12.9
Lamoille County.....	12,969	10,014	7,128	71.2	2,886	2.49	2.08	2,955	2,245	3.7	1.8	7.9
Orange County.....	14,845	11,887	9,349	78.6	2,538	2.44	2.15	2,958	2,147	3.1	1.9	7.6
Orleans County.....	16,162	11,320	8,553	75.6	2,767	2.39	2.15	4,842	3,951	3.8	2.1	8.9
Rutland County.....	33,768	25,984	18,147	69.8	7,837	2.40	2.02	7,784	5,787	4.0	2.2	7.8
Washington County.....	29,941	25,027	17,540	70.1	7,487	2.43	1.95	4,914	3,454	3.3	1.5	7.3
Windham County.....	29,735	19,290	13,124	68.0	6,166	2.34	2.00	10,445	9,122	4.2	2.1	8.4
Windsor County.....	34,118	24,753	17,897	72.3	6,856	2.34	2.01	9,365	7,402	4.9	2.7	10.2
PLACE AND COUNTY SUBDIVISION												
Addison town, Addison County.....	709	527	443	84.1	84	2.59	2.68	182	144	3.6	2.6	8.2
Albany village, Orleans County.....	83	73	55	75.3	18	2.75	2.33	10	4	1.3	0.0	5.3
Albany town, Orleans County.....	511	395	325	82.3	70	2.40	2.30	116	92	1.0	0.3	4.1
Alburg village, Grand Isle County.....	330	203	149	73.4	54	2.40	2.57	127	94	7.7	6.9	9.8
Alburg town, Grand Isle County.....	1,370	822	647	78.7	175	2.39	2.58	548	434	7.5	5.7	13.7
Andover town, Windsor County.....	408	218	187	85.8	31	2.14	2.13	190	174	4.8	4.1	8.3
Arlington CDP, Bennington County.....	622	518	352	68.0	166	2.45	2.11	104	56	4.8	3.0	8.2
Arlington town, Bennington County.....	1,285	999	761	76.2	238	2.38	2.14	286	204	3.8	2.4	8.0
Ascunty CDP, Windsor County.....	282	260	230	88.5	30	2.02	2.23	22	7	4.4	2.1	18.9
Athens town, Windham County.....	231	181	147	81.2	34	2.35	2.82	50	42	2.2	2.0	2.9
Averill town, Essex County.....	209	14	14	100.0	0	1.71	0.00	195	194	6.7	6.7	(X)
Avery's gore, Essex County.....	8	0	0	(X)	0	0.00	0.00	8	8	(X)	(X)	(X)
Bakersfield town, Franklin County.....	586	495	426	86.1	69	2.60	3.12	91	67	2.5	2.7	1.4
Baltimore town, Windsor County.....	100	90	78	86.7	12	2.77	2.33	10	7	1.1	0.0	7.7
Barnard town, Windsor County.....	716	413	338	81.8	75	2.30	2.28	303	268	4.2	3.7	6.3
Barnet CDP, Caledonia County.....	58	56	49	87.5	7	2.04	2.71	2	1	1.8	2.0	0.0
Barnet town, Caledonia County.....	950	666	560	84.1	106	2.52	2.54	284	233	2.7	1.6	8.3
Barre city, Washington County.....	4,504	4,137	1,956	47.3	2,181	2.33	1.97	367	37	5.5	2.9	7.7
Barre town, Washington County.....	3,402	3,228	2,738	84.8	490	2.52	2.10	174	37	2.2	1.1	8.2
Barton village, Orleans County.....	460	355	199	56.1	156	2.22	1.88	105	60	4.8	2.9	7.0
Barton town, Orleans County.....	1,531	1,192	830	69.6	362	2.40	2.07	339	230	4.7	2.8	8.7
Beecher Falls CDP, Essex County.....	97	79	55	69.6	24	2.31	2.08	18	7	11.2	8.3	17.2
Bellows Falls village, Windham County.....	1,500	1,314	575	43.8	739	2.36	2.25	186	13	8.9	3.0	13.0
Belvidere town, Lamoille County.....	210	153	128	83.7	25	2.24	2.44	57	42	1.3	0.0	7.4
Bennington CDP, Bennington County.....	4,122	3,833	2,060	53.7	1,773	2.42	1.99	289	59	3.7	2.0	5.5
Bennington town, Bennington County.....	6,763	6,246	3,738	59.8	2,508	2.44	2.07	517	133	3.8	1.9	6.4
Benson CDP, Rutland County.....	149	131	88	67.2	43	2.73	1.58	18	8	3.6	1.1	8.5
Benson town, Rutland County.....	583	420	325	77.4	95	2.56	2.09	163	136	2.8	0.6	9.4
Berkshire town, Franklin County.....	648	612	501	81.9	111	2.71	2.99	36	14	2.1	1.4	5.1
Berlin town, Washington County.....	1,236	1,125	891	79.2	234	2.35	2.35	111	52	2.5	1.6	5.6
Bethel CDP, Windsor County.....	298	262	148	56.5	114	2.34	1.95	36	5	6.8	2.6	11.6
Bethel town, Windsor County.....	1,043	868	650	74.9	218	2.39	2.17	175	113	3.4	1.5	8.8
Bloomfield town, Essex County.....	204	106	94	88.7	12	2.14	1.67	98	92	0.9	1.1	0.0
Bolton town, Chittenden County.....	602	487	422	86.7	65	2.44	2.35	115	68	6.3	1.9	27.5
Bradford CDP, Orange County.....	348	310	142	45.8	168	2.35	2.33	38	5	6.9	4.1	9.1
Bradford town, Orange County.....	1,281	1,104	753	68.2	351	2.48	2.43	177	93	4.6	2.1	9.5
Braintree town, Orange County.....	645	531	461	86.8	70	2.37	2.20	114	85	2.7	1.7	9.0
Brandon CDP, Rutland County.....	790	714	476	66.7	238	2.42	2.09	76	26	3.6	3.4	4.0
Brandon town, Rutland County.....	1,854	1,684	1,227	72.9	457	2.46	2.08	170	73	3.4	2.8	4.8
Brattleboro town, Windham County.....	5,998	5,562	2,855	51.3	2,707	2.31	1.86	436	104	3.7	1.5	5.8
Brattleboro CDP, Windham County.....	3,748	3,500	1,432	40.9	2,068	2.26	1.86	248	33	3.9	1.5	5.5
Bridgewater town, Windsor County.....	688	431	327	75.9	104	2.30	1.76	257	220	4.4	1.8	11.9
Bridport town, Addison County.....	612	485	368	75.9	117	2.48	2.58	127	89	4.0	2.4	8.5
Brighton town, Essex County.....	947	554	384	69.3	170	2.29	2.02	393	326	5.6	4.2	8.5
Bristol CDP, Addison County.....	912	869	529	60.9	340	2.49	2.07	43	7	2.1	1.7	2.8
Bristol town, Addison County.....	1,691	1,585	1,104	69.7	481	2.56	2.20	106	26	1.8	1.2	3.4
Brookfield town, Orange County.....	702	528	443	83.9	85	2.45	2.44	174	131	3.3	2.0	9.4
Brookline town, Windham County.....	294	206	171	83.0	35	2.59	2.49	88	76	3.3	2.3	7.9
Brownington town, Orleans County.....	509	399	357	89.5	42	2.46	2.57	110	85	2.2	1.9	4.5
Brunswick town, Essex County.....	90	44	42	95.5	2	2.57	2.00	46	45	0.0	0.0	0.0
Buels gore, Chittenden County.....	14	12	7	58.3	5	2.57	2.40	2	2	0.0	0.0	0.0
Burke town, Caledonia County.....	1,093	730	561	76.8	169	2.50	2.08	363	300	4.4	1.6	12.7
Burlington city, Chittenden County.....	16,897	16,119	6,553	40.7	9,566	2.32	2.11	778	250	2.0	1.2	2.5
Cabot village, Washington County.....	115	96	75	78.1	21	2.57	1.90	19	6	7.6	5.1	15.4
Cabot town, Washington County.....	771	570	492	86.3	78	2.57	2.17	201	158	3.4	2.4	9.2

Table 12.
Housing Occupancy and Tenure: 2010—Con.

[For information on confidentiality protection, nonsampling error, and definitions, see Selected Appendixes at <www.census.gov/prod/cen2010/cph-1-a.pdf>]

State County Place and County Subdivision	Total housing units	Occupied housing units						Vacant housing units				
		Total	Owner occupied		Renter occupied	Average household size		Total	For seasonal, recrea- tional, or occasional use	Vacancy rate		
			Number	Percent of occupied housing units		Owner- occupied units	Renter- occupied units			Available housing	Home- owner	Rental
PLACE AND COUNTY SUBDIVISION—Con.												
Calais town, Washington County.....	842	675	576	85.3	99	2.39	2.34	167	119	2.4	1.4	8.3
Cambridge village, Lamoille County.....	115	104	50	48.1	54	2.30	2.24	11	0	8.8	13.8	3.6
Cambridge town, Lamoille County.....	1,698	1,510	1,052	69.7	458	2.53	2.15	188	76	4.5	2.6	8.5
Canaan CDP, Essex County.....	232	181	116	64.1	65	2.29	1.94	51	25	8.1	2.5	16.7
Canaan town, Essex County.....	632	439	330	75.2	109	2.30	1.94	193	139	7.0	3.2	16.8
Castleton CDP, Rutland County.....	262	245	136	55.5	109	2.35	2.23	17	0	3.1	0.7	5.9
Castleton town, Rutland County.....	2,216	1,617	1,171	72.4	446	2.40	2.16	599	497	3.6	2.4	6.4
Cavendish CDP, Windsor County.....	115	81	67	82.7	14	2.18	2.36	34	21	6.7	6.8	6.3
Cavendish town, Windsor County.....	965	598	491	82.1	107	2.29	2.13	367	303	6.2	3.7	16.3
Charleston town, Orleans County.....	672	447	363	81.2	84	2.26	2.39	225	185	3.2	2.4	6.5
Charlotte town, Chittenden County.....	1,706	1,419	1,189	83.8	230	2.73	2.23	287	238	2.3	2.2	2.9
Chelsea town, Orange County.....	695	541	420	77.6	121	2.31	1.98	154	115	2.0	0.9	5.4
Chester CDP, Windsor County.....	570	497	263	52.9	234	2.25	1.77	73	38	4.2	1.5	7.1
Chester town, Windsor County.....	1,793	1,402	1,040	74.2	362	2.37	1.90	391	317	3.0	1.6	6.7
Chittenden town, Rutland County.....	645	499	433	86.8	66	2.57	2.20	146	107	4.4	2.7	14.1
Clarendon town, Rutland County.....	1,166	1,071	874	81.6	197	2.47	2.09	95	39	2.6	1.4	7.9
Colchester town, Chittenden County.....	7,104	6,314	4,509	71.4	1,805	2.51	2.18	790	521	3.4	2.1	6.4
Concord CDP, Essex County.....	119	111	74	66.7	37	2.20	2.92	8	3	1.8	0.0	5.1
Concord town, Essex County.....	816	522	439	84.1	83	2.26	2.72	294	269	2.4	1.6	6.7
Corinth town, Orange County.....	803	556	476	85.6	80	2.45	2.54	247	208	4.1	3.4	8.0
Cornwall town, Addison County.....	517	468	387	82.7	81	2.52	2.57	49	28	2.1	1.3	5.8
Coventry CDP, Orleans County.....	57	49	29	59.2	20	2.17	1.70	8	1	0.0	0.0	0.0
Coventry town, Orleans County.....	477	431	355	82.4	76	2.56	2.33	46	16	2.5	0.8	9.4
Craftsbury town, Orleans County.....	648	502	408	81.3	94	2.32	1.88	146	110	3.6	3.3	5.0
Danby town, Rutland County.....	734	550	436	79.3	114	2.42	2.26	184	140	2.4	1.3	6.3
Danville CDP, Caledonia County.....	201	179	121	67.6	58	2.32	1.76	22	11	3.8	1.6	7.9
Danville town, Caledonia County.....	1,268	928	784	84.5	144	2.43	2.01	340	270	3.5	2.7	7.7
Derby town, Orleans County.....	2,410	1,968	1,535	78.0	433	2.41	2.09	442	318	3.5	1.3	10.5
Derby Center village, Orleans County.....	295	271	140	51.7	131	2.23	2.00	24	9	2.5	2.1	2.9
Derby Line village, Orleans County.....	360	306	206	67.3	100	2.33	1.94	54	13	9.7	0.5	24.2
Dorset CDP, Bennington County.....	224	128	99	77.3	29	2.07	1.52	96	77	5.9	5.7	6.5
Dorset town, Bennington County.....	1,450	898	718	80.0	180	2.32	2.03	552	468	4.4	2.9	9.9
Dover town, Windham County.....	3,054	537	388	72.3	149	2.24	1.70	2,517	2,443	9.2	7.2	14.1
Dummerston town, Windham County.....	950	823	678	82.4	145	2.32	2.02	127	88	1.9	0.9	6.5
Duxbury town, Washington County.....	639	547	467	85.4	80	2.47	2.29	92	71	1.8	1.3	4.7
East Barre CDP, Washington County.....	356	332	258	77.7	74	2.56	2.23	24	7	2.9	1.1	8.6
East Burke CDP, Caledonia County.....	86	65	38	58.5	27	2.34	1.59	21	13	7.0	2.5	12.9
East Haven town, Essex County.....	184	119	113	95.0	6	2.39	3.33	65	49	1.7	1.7	0.0
East Middlebury CDP, Addison County.....	199	184	147	79.9	37	2.35	2.14	15	6	3.2	3.3	2.6
East Montpelier CDP, Washington County.....	39	34	26	76.5	8	2.35	2.38	5	0	7.9	3.7	18.2
East Montpelier town, Washington County.....	1,129	1,068	881	82.5	187	2.48	2.07	61	22	2.0	1.5	4.5
Eden town, Lamoille County.....	712	501	424	84.6	77	2.69	2.35	211	187	2.1	1.4	6.0
Elmore town, Lamoille County.....	543	366	317	86.6	49	2.44	1.63	177	159	1.1	0.6	3.9
Enosburg town, Franklin County.....	1,271	1,108	767	69.2	341	2.57	2.28	163	62	5.8	2.7	12.1
Enosburg Falls village, Franklin County.....	637	559	352	63.0	207	2.49	2.01	78	9	8.6	4.3	15.2
Essex town, Chittenden County.....	8,146	7,887	5,955	75.5	1,932	2.61	2.09	259	63	1.7	0.8	4.2
Essex Junction village, Chittenden County.....	4,009	3,875	2,658	68.6	1,217	2.54	2.06	134	20	1.9	0.7	4.5
Fairfax town, Franklin County.....	1,683	1,591	1,375	86.4	216	2.75	2.35	92	19	3.1	1.6	11.6
Fairfield town, Franklin County.....	867	718	584	81.3	134	2.67	2.46	149	118	1.4	0.5	4.9
Fair Haven town, Rutland County.....	1,282	1,135	755	66.5	380	2.55	2.12	147	20	7.8	2.4	17.0
Fair Haven CDP, Rutland County.....	1,077	957	604	63.1	353	2.52	2.12	120	8	8.4	2.9	16.5
Fairlee CDP, Orange County.....	96	83	48	57.8	35	2.23	2.34	13	3	5.6	0.0	11.9
Fairlee town, Orange County.....	625	429	289	67.4	140	2.31	2.14	196	160	4.4	1.7	9.5
Fayston town, Washington County.....	1,201	594	504	84.8	90	2.32	1.96	607	566	4.0	1.9	14.0
Ferdinand town, Essex County.....	66	12	11	91.7	1	2.82	1.00	54	51	0.0	0.0	0.0
Ferrisburgh town, Addison County.....	1,491	1,119	886	79.2	233	2.55	2.22	372	318	2.8	1.8	6.4
Fletcher town, Franklin County.....	569	497	440	88.5	57	2.56	2.65	72	62	1.0	1.1	0.0
Franklin town, Franklin County.....	868	547	439	80.3	108	2.65	2.20	321	297	3.4	2.0	8.5
Georgia town, Franklin County.....	1,846	1,598	1,407	88.0	191	2.87	2.53	248	194	1.8	1.0	7.1
Glastenbury town, Bennington County.....	4	3	2	66.7	1	2.50	3.00	1	0	0.0	0.0	0.0
Glover CDP, Orleans County.....	126	114	72	63.2	42	2.58	1.74	12	9	2.6	2.7	2.3
Glover town, Orleans County.....	762	456	372	81.6	84	2.43	2.07	306	286	1.9	1.6	3.4
Goshen town, Addison County.....	114	74	67	90.5	7	2.18	2.57	40	33	2.6	2.9	0.0
Grafton town, Windham County.....	486	313	249	79.6	64	2.14	2.27	173	146	5.7	3.1	14.7
Granby town, Essex County.....	88	43	36	83.7	7	2.00	2.29	45	39	4.3	5.0	0.0
Grand Isle town, Grand Isle County.....	1,198	854	670	78.5	184	2.47	2.23	344	280	4.4	3.3	8.3
Graniteville CDP, Washington County.....	369	325	223	68.6	102	2.49	2.24	44	2	6.0	3.0	11.8
Granville town, Addison County.....	244	136	116	85.3	20	2.13	2.55	108	83	6.1	6.3	4.8
Greensboro CDP, Orleans County.....	339	70	47	67.1	23	1.64	1.39	269	263	4.1	4.1	4.0
Greensboro town, Orleans County.....	762	329	273	83.0	56	2.28	1.98	433	406	3.5	2.5	8.1

Table 12.

Housing Occupancy and Tenure: 2010—Con.

[For information on confidentiality protection, nonsampling error, and definitions, see Selected Appendixes at <www.census.gov/prod/cen2010/cph-1-a.pdf>]

State County Place and County Subdivision	Total housing units	Occupied housing units						Vacant housing units				
		Total	Owner occupied		Renter occupied	Average household size		Total	For seasonal, recrea- tional, or occasional use	Vacancy rate		
			Number	Percent of occupied housing units		Owner- occupied units	Renter- occupied units			Available housing	Home- owner	Rental
PLACE AND COUNTY SUBDIVISION—Con.												
Greensboro Bend CDP, Orleans County.....	103	89	69	77.5	20	2.64	2.50	14	6	4.3	4.2	4.8
Groton CDP, Caledonia County.....	196	173	119	68.8	54	2.71	2.13	23	13	1.7	1.7	1.8
Groton town, Caledonia County.....	639	413	329	79.7	84	2.56	2.14	226	193	3.3	2.7	5.6
Guildhall town, Essex County.....	172	119	106	89.1	13	2.15	2.54	53	45	1.7	1.9	0.0
Guilford town, Windham County.....	1,038	902	723	80.2	179	2.40	2.15	136	93	1.8	0.5	6.7
Halifax town, Windham County.....	542	330	293	88.8	37	2.23	2.00	212	189	1.5	1.3	2.5
Hancock town, Addison County.....	208	150	118	78.7	32	2.26	1.72	58	47	4.4	4.8	2.9
Hardwick CDP, Caledonia County.....	676	584	368	63.0	216	2.46	2.04	92	10	7.6	5.8	10.7
Hardwick town, Caledonia County.....	1,423	1,239	909	73.4	330	2.53	2.07	184	60	4.8	3.1	9.0
Hartford town, Windsor County.....	5,816	4,446	2,953	66.4	1,493	2.34	1.98	1,370	1,039	5.1	3.0	9.0
Hartland CDP, Windsor County.....	174	160	103	64.4	57	2.58	2.00	14	1	3.6	1.0	8.1
Hartland town, Windsor County.....	1,584	1,417	1,150	81.2	267	2.46	2.10	167	90	2.9	1.5	8.5
Highgate town, Franklin County.....	1,554	1,311	1,047	79.9	264	2.71	2.66	243	194	2.1	1.3	5.0
Hinesburg town, Chittenden County.....	1,847	1,737	1,468	84.5	269	2.60	2.17	110	70	1.5	1.3	2.5
Hinesburg CDP, Chittenden County.....	313	304	188	61.8	116	2.28	1.96	9	3	1.9	1.6	2.5
Holland town, Orleans County.....	433	257	226	87.9	31	2.43	2.58	176	158	3.0	2.2	8.8
Hubbardtown town, Rutland County.....	602	315	273	86.7	42	2.26	2.14	287	275	1.6	0.7	6.7
Huntington town, Chittenden County.....	821	753	668	88.7	85	2.62	2.24	68	37	1.6	1.5	2.3
Hyde Park village, Lamoille County.....	216	194	132	68.0	62	2.45	2.23	22	7	3.9	1.5	8.8
Hyde Park town, Lamoille County.....	1,372	1,214	974	80.2	240	2.48	2.23	158	85	3.3	1.8	9.1
Ira town, Rutland County.....	193	171	147	86.0	24	2.59	2.17	22	15	1.7	2.0	0.0
Irasburg CDP, Orleans County.....	82	69	54	78.3	15	2.41	2.20	13	8	0.0	0.0	0.0
Irasburg town, Orleans County.....	541	462	381	82.5	81	2.57	2.28	79	53	2.1	1.5	4.7
Island Pond CDP, Essex County.....	539	377	223	59.2	154	2.30	2.01	162	111	6.6	6.3	7.1
Isle La Motte town, Grand Isle County.....	454	204	184	90.2	20	2.29	2.50	250	208	6.8	5.1	20.0
Jacksonville village, Windham County.....	118	93	68	73.1	25	2.32	2.60	25	15	6.1	1.4	16.7
Jamaica town, Windham County.....	1,055	460	377	82.0	83	2.27	2.16	595	556	4.9	1.8	16.7
Jay town, Orleans County.....	685	223	168	75.3	55	2.41	2.11	462	434	7.7	1.7	22.2
Jeffersonville village, Lamoille County.....	367	325	117	36.0	208	2.60	2.04	42	0	7.3	3.3	9.4
Jericho village, Chittenden County.....	532	514	464	90.3	50	2.59	2.56	18	10	0.2	0.2	0.0
Jericho town, Chittenden County.....	1,948	1,881	1,677	89.2	204	2.72	2.19	67	25	0.6	0.5	1.4
Johnson village, Lamoille County.....	481	444	163	36.7	281	2.20	2.00	37	7	3.9	2.9	4.4
Johnson town, Lamoille County.....	1,345	1,210	749	61.9	461	2.52	2.14	135	64	2.9	2.2	4.1
Killington town, Rutland County.....	2,609	388	274	70.6	114	2.00	2.00	2,221	2,091	7.6	8.3	6.6
Kirby town, Caledonia County.....	250	194	168	86.6	26	2.50	2.81	56	41	3.0	0.6	16.1
Landgrove town, Bennington County.....	164	74	57	77.0	17	2.23	1.82	90	83	3.8	1.7	10.0
Leicester town, Addison County.....	658	448	377	84.2	71	2.51	2.17	210	191	2.6	1.6	7.7
Lemington town, Essex County.....	83	50	44	88.0	6	2.09	2.00	33	33	0.0	0.0	0.0
Lewis town, Essex County.....	29	0	0	(X)	0	0.00	0.00	29	29	(X)	(X)	(X)
Lincoln town, Addison County.....	636	512	432	84.4	80	2.55	2.04	124	98	1.9	0.9	6.9
Londonderry town, Windham County.....	1,476	790	603	76.3	187	2.27	2.13	686	617	5.1	3.4	10.4
Lowell CDP, Orleans County.....	106	89	74	83.1	15	2.51	2.80	17	8	5.3	3.8	11.8
Lowell town, Orleans County.....	509	340	282	82.9	58	2.59	2.50	169	139	3.7	3.4	4.8
Ludlow village, Windsor County.....	752	405	170	42.0	235	2.01	1.78	347	259	14.1	6.5	18.8
Ludlow town, Windsor County.....	3,285	930	611	65.7	319	2.13	1.92	2,355	2,195	11.1	6.0	19.3
Lunenburg town, Essex County.....	819	578	452	78.2	126	2.26	2.22	241	172	4.6	1.9	13.0
Lyndon town, Caledonia County.....	2,406	2,210	1,503	68.0	707	2.50	2.01	196	63	3.9	1.6	8.3
Lyndonville village, Caledonia County.....	618	556	209	37.6	347	2.47	1.99	62	9	6.9	2.3	9.4
Maidstone town, Essex County.....	317	93	84	90.3	9	2.24	2.22	224	221	0.0	0.0	0.0
Manchester village, Bennington County.....	700	423	204	48.2	219	2.12	1.34	277	210	4.1	5.1	3.1
Manchester town, Bennington County.....	2,864	2,047	1,406	68.7	641	2.32	1.73	817	615	5.0	3.3	8.5
Manchester Center CDP, Bennington County.....	1,261	985	656	66.6	329	2.28	1.90	276	181	6.2	3.5	11.1
Marlboro town, Windham County.....	526	378	309	81.7	69	2.33	2.07	148	126	1.8	1.3	4.2
Marshfield village, Washington County.....	118	106	74	69.8	32	2.81	2.03	12	0	5.3	5.1	5.7
Marshfield town, Washington County.....	729	637	520	81.6	117	2.53	2.31	92	63	1.7	0.9	4.8
Mendon town, Rutland County.....	683	475	359	75.6	116	2.31	1.98	208	154	8.6	2.7	22.9
Middlebury CDP, Addison County.....	2,227	2,007	1,033	51.5	974	2.26	1.78	220	50	5.5	2.0	9.0
Middlebury town, Addison County.....	3,068	2,787	1,657	59.5	1,130	2.35	1.85	281	73	4.8	2.1	8.4
Middlesex town, Washington County.....	764	687	618	90.0	69	2.59	1.87	77	50	1.0	0.5	5.5
Middletown Springs town, Rutland County.....	426	321	273	85.0	48	2.35	2.15	105	86	3.0	2.2	7.3
Milton CDP, Chittenden County.....	770	740	504	68.1	236	2.64	2.24	30	1	2.5	1.9	3.7
Milton town, Chittenden County.....	4,147	3,889	3,237	83.2	652	2.71	2.44	258	145	1.9	1.4	4.2
Monkton town, Addison County.....	798	741	667	90.0	74	2.68	2.57	57	36	1.2	0.9	3.8
Montgomery town, Franklin County.....	791	509	430	84.5	79	2.40	2.16	282	233	5.5	3.2	16.3
Montpelier city, Washington County.....	4,034	3,786	2,091	55.2	1,695	2.28	1.71	248	48	3.0	1.3	5.1
Moretown town, Washington County.....	797	696	552	79.3	144	2.52	1.87	101	66	2.4	1.2	6.4
Morgan town, Orleans County.....	809	321	273	85.0	48	2.27	2.71	488	469	3.0	2.2	7.7
Morristown town, Lamoille County.....	2,488	2,197	1,450	66.0	747	2.48	2.04	291	153	3.3	1.8	6.1
Morrisville village, Lamoille County.....	973	878	418	47.6	460	2.41	1.86	95	14	4.7	3.0	6.3
Mount Holly town, Rutland County.....	1,043	541	465	86.0	76	2.31	2.13	502	439	4.9	3.3	13.5

Table 12.

Housing Occupancy and Tenure: 2010—Con.

[For information on confidentiality protection, nonsampling error, and definitions, see Selected Appendixes at <www.census.gov/prod/cen2010/cph-1-a.pdf>]

State County Place and County Subdivision	Total housing units	Occupied housing units						Vacant housing units				
		Total	Owner occupied		Renter occupied	Average household size		Total	For seasonal, recrea- tional, or occasional use	Vacancy rate		
			Number	Percent of occupied housing units		Owner- occupied units	Renter- occupied units			Available housing	Home- owner	Rental
PLACE AND COUNTY SUBDIVISION—Con.												
Mount Tabor town, Rutland County.....	153	116	81	69.8	35	2.16	2.29	37	15	0.9	0.0	2.8
Newark town, Caledonia County.....	576	266	230	86.5	36	2.15	2.39	310	284	3.2	2.1	10.0
Newbury village, Orange County.....	215	183	117	63.9	66	2.26	1.52	32	14	4.2	3.3	5.7
Newbury town, Orange County.....	1,378	986	733	74.3	253	2.37	1.91	392	323	2.7	2.0	4.5
Newfane village, Windham County.....	78	61	33	54.1	28	2.24	1.57	17	11	7.6	0.0	15.2
Newfane town, Windham County.....	1,090	771	649	84.2	122	2.30	1.93	319	282	2.9	1.7	9.0
New Haven town, Addison County.....	733	689	561	81.4	128	2.52	2.45	44	11	2.4	2.2	3.0
Newport city, Orleans County.....	2,222	1,855	1,012	54.6	843	2.32	2.02	367	173	5.6	2.7	8.9
Newport town, Orleans County.....	870	664	535	80.6	129	2.36	2.59	206	166	2.8	2.0	5.8
Newport Center CDP, Orleans County.....	114	107	63	58.9	44	2.38	2.82	7	2	2.7	4.5	0.0
North Bennington village, Bennington County.....	510	464	272	58.6	192	2.50	1.84	46	17	2.9	1.8	4.5
Northfield village, Washington County.....	887	818	373	45.6	445	2.58	2.04	69	22	4.0	1.6	5.9
Northfield town, Washington County.....	2,101	1,906	1,242	65.2	664	2.53	2.06	195	92	3.4	1.6	6.7
North Hartland CDP, Windsor County.....	131	131	97	74.0	34	2.36	2.15	0	0	0.0	0.0	0.0
North Hero town, Grand Isle County.....	966	349	316	90.5	33	2.34	1.94	617	573	7.4	3.9	31.3
North Springfield CDP, Windsor County.....	261	245	199	81.2	46	2.27	2.33	16	5	2.4	1.0	8.0
North Troy village, Orleans County.....	301	260	165	63.5	95	2.36	2.43	41	16	3.7	1.2	7.8
North Westminster village, Windham County	111	101	73	72.3	28	2.48	2.36	10	2	7.3	5.2	12.5
Norton town, Essex County.....	213	87	75	86.2	12	2.00	1.58	126	124	1.1	0.0	7.7
Norwich CDP, Windsor County.....	401	364	276	75.8	88	2.58	1.89	37	11	3.6	3.1	5.1
Norwich town, Windsor County.....	1,553	1,386	1,079	77.8	307	2.59	2.03	167	83	3.0	2.1	6.2
Old Bennington village, Bennington County..	75	59	55	93.2	4	2.44	1.25	16	13	1.6	0.0	20.0
Orange town, Orange County.....	489	425	386	90.8	39	2.54	2.33	64	55	0.7	0.5	2.5
Orleans village, Orleans County.....	399	349	217	62.2	132	2.48	2.12	50	12	6.6	3.5	11.4
Orwell town, Addison County.....	656	485	419	86.4	66	2.53	2.89	171	142	1.2	0.7	4.3
Panton town, Addison County.....	305	267	203	76.0	64	2.49	2.67	38	28	1.5	1.0	3.0
Pawlet town, Rutland County.....	771	606	460	75.9	146	2.42	2.48	165	101	5.4	5.1	6.4
Peacham town, Caledonia County.....	542	299	263	88.0	36	2.49	2.14	243	218	2.3	1.5	7.5
Perkinsville village, Windsor County.....	65	56	47	83.9	9	2.19	3.00	9	2	6.7	4.1	18.2
Peru town, Bennington County.....	697	165	128	77.6	37	2.40	1.84	532	508	6.2	3.0	15.6
Pittsfield town, Rutland County.....	435	245	185	75.5	60	2.27	2.10	190	173	5.8	3.6	11.8
Pittsford CDP, Rutland County.....	376	337	223	66.2	114	2.38	1.84	39	17	4.5	4.3	5.0
Pittsford town, Rutland County.....	1,426	1,277	969	75.9	308	2.46	1.88	149	88	2.2	1.8	3.4
Plainfield CDP, Washington County.....	195	177	97	54.8	80	2.54	1.93	18	2	3.2	0.0	6.7
Plainfield town, Washington County.....	565	528	407	77.1	121	2.44	2.03	37	15	1.7	0.5	5.3
Plymouth town, Windsor County.....	864	290	233	80.3	57	2.16	2.02	574	536	7.0	3.7	18.6
Pomfret town, Windsor County.....	544	393	314	79.9	79	2.34	2.14	151	133	2.7	1.6	7.1
Poultney village, Rutland County.....	553	493	259	52.5	234	2.37	2.12	60	13	4.3	0.8	7.8
Poultney town, Rutland County.....	1,670	1,250	883	70.6	367	2.39	2.23	420	330	3.0	1.0	7.5
Pownal town, Bennington County.....	1,614	1,429	1,165	81.5	264	2.46	2.50	185	101	2.7	1.3	8.3
Proctor town, Rutland County.....	780	717	553	77.1	164	2.48	2.27	63	13	3.1	2.5	5.2
Proctorsville CDP, Windsor County.....	366	207	149	72.0	58	2.26	1.93	159	125	11.5	5.1	24.7
Putney CDP, Windham County.....	318	283	120	42.4	163	2.29	1.50	35	7	5.0	0.8	7.9
Putney town, Windham County.....	1,146	1,001	638	63.7	363	2.42	1.87	145	77	3.6	1.4	7.1
Quechee CDP, Windsor County.....	522	274	172	62.8	102	2.42	2.34	248	214	9.5	5.0	16.3
Randolph CDP, Orange County.....	985	890	515	57.9	375	2.34	1.90	95	16	6.0	4.1	8.5
Randolph town, Orange County.....	2,076	1,827	1,284	70.3	543	2.42	2.06	249	101	4.6	3.3	7.6
Reading town, Windsor County.....	448	290	246	84.8	44	2.26	2.50	158	142	2.3	1.6	6.4
Readsboro CDP, Bennington County.....	176	141	89	63.1	52	2.61	1.71	35	7	12.3	9.1	17.5
Readsboro town, Bennington County.....	496	336	274	81.5	62	2.38	1.79	160	124	7.4	4.5	18.4
Richford CDP, Franklin County.....	641	557	336	60.3	221	2.40	2.44	84	2	8.8	5.0	14.0
Richford town, Franklin County.....	1,073	900	615	68.3	285	2.48	2.49	173	64	7.2	4.2	13.1
Richmond CDP, Chittenden County.....	319	298	157	52.7	141	2.73	2.09	21	0	3.5	0.0	7.2
Richmond town, Chittenden County.....	1,653	1,586	1,298	81.8	288	2.64	2.21	67	22	1.7	0.7	5.9
Ripton town, Addison County.....	343	263	216	82.1	47	2.29	2.00	80	61	2.6	1.4	7.7
Rochester CDP, Windsor County.....	184	148	75	50.7	73	2.09	1.79	36	10	11.4	3.8	18.0
Rochester town, Windsor County.....	832	532	402	75.6	130	2.20	1.88	300	232	7.6	4.9	14.9
Rockingham town, Windham County.....	2,551	2,197	1,274	58.0	923	2.36	2.28	354	122	7.0	2.9	12.0
Roxbury town, Washington County.....	441	300	255	85.0	45	2.35	2.02	141	118	1.3	0.8	4.2
Royalton town, Windsor County.....	1,471	1,288	727	56.4	561	2.42	1.81	183	96	3.7	1.9	5.9
Rupert town, Bennington County.....	482	309	255	82.5	54	2.33	2.13	173	151	1.9	1.9	1.8
Rutland city, Rutland County.....	8,082	7,404	3,859	52.1	3,545	2.35	1.91	678	91	4.7	2.1	7.4
Rutland town, Rutland County.....	1,871	1,754	1,348	76.9	406	2.42	1.77	117	47	2.4	1.1	6.7
Ryegate town, Caledonia County.....	620	478	406	84.9	72	2.42	2.67	142	109	4.0	1.9	14.3
St. Albans city, Franklin County.....	3,231	2,977	1,428	48.0	1,549	2.54	2.07	254	24	4.9	2.6	6.9
St. Albans town, Franklin County.....	2,792	2,277	1,824	80.1	453	2.57	2.21	515	422	2.2	1.8	3.8
St. George town, Chittenden County.....	292	275	222	80.7	53	2.44	2.49	17	3	2.8	2.2	5.3
St. Johnsbury CDP, Caledonia County.....	2,939	2,623	1,336	50.9	1,287	2.35	2.03	316	33	6.3	1.8	10.4
St. Johnsbury town, Caledonia County.....	3,522	3,158	1,784	56.5	1,374	2.41	2.08	364	55	5.7	2.0	10.1
Salisbury town, Addison County.....	696	444	373	84.0	71	2.50	2.62	252	226	2.6	1.1	9.9

Table 12.

Housing Occupancy and Tenure: 2010—Con.

[For information on confidentiality protection, nonsampling error, and definitions, see Selected Appendixes at <www.census.gov/prod/cen2010/cph-1-a.pdf>]

State County Place and County Subdivision	Total housing units	Occupied housing units						Vacant housing units				
		Total	Owner occupied		Renter occupied	Average household size		Total	For seasonal, recrea- tional, or occasional use	Vacancy rate		
			Number	Percent of occupied housing units		Owner- occupied units	Renter- occupied units			Available housing	Home- owner	Rental
PLACE AND COUNTY SUBDIVISION—Con.												
Sandgate town, Bennington County.....	287	162	136	84.0	26	2.40	2.46	125	105	4.1	2.2	12.5
Saxtons River village, Windham County.....	241	210	117	55.7	93	2.57	2.45	31	16	5.0	0.8	9.7
Searsburg town, Bennington County.....	93	44	37	84.1	7	2.51	2.29	49	43	8.2	9.5	0.0
Shaftsburg town, Bennington County.....	1,676	1,508	1,282	85.0	226	2.41	2.20	168	84	1.9	1.5	4.2
Sharon town, Windsor County.....	735	621	463	74.6	158	2.43	2.38	114	74	3.9	1.5	10.2
Sheffield town, Caledonia County.....	422	283	239	84.5	44	2.51	2.36	139	113	2.1	2.0	2.2
Shelburne CDP, Chittenden County.....	281	262	177	67.6	85	2.42	1.93	19	2	3.0	1.7	5.6
Shelburne town, Chittenden County.....	3,085	2,880	2,225	77.3	655	2.60	1.84	205	100	2.0	1.2	4.4
Sheldon town, Franklin County.....	856	815	642	76.8	173	2.72	2.50	41	17	1.3	0.8	3.3
Shoreham town, Addison County.....	625	510	417	81.8	93	2.42	2.73	115	66	3.9	2.3	10.5
Shrewsbury town, Rutland County.....	568	446	396	88.8	50	2.27	2.54	122	83	3.2	2.0	12.1
Somerset town, Windham County.....	21	3	3	100.0	0	1.00	0.00	18	18	0.0	0.0	(X)
South Barre CDP, Washington County.....	560	531	404	76.1	127	2.44	1.83	29	7	2.4	0.2	8.6
South Burlington city, Chittenden County.....	8,429	7,987	5,186	64.9	2,801	2.34	1.92	442	117	2.5	1.7	3.8
South Hero town, Grand Isle County.....	1,060	673	541	80.4	132	2.45	2.30	387	344	4.2	2.3	11.2
South Royalton CDP, Windsor County.....	448	421	105	24.9	316	2.18	1.47	27	12	2.8	0.9	3.4
South Shaftsburg CDP, Bennington County..	323	293	239	81.6	54	2.30	2.48	30	7	3.6	2.4	8.5
Springfield CDP, Windsor County.....	1,958	1,779	949	53.3	830	2.37	2.07	179	19	6.0	3.4	8.9
Springfield town, Windsor County.....	4,324	3,903	2,657	68.1	1,246	2.35	2.13	421	134	4.9	2.6	9.3
Stamford town, Bennington County.....	410	334	299	89.5	35	2.51	2.11	76	61	2.3	2.3	2.8
Stannard town, Caledonia County.....	120	85	74	87.1	11	2.62	2.00	35	30	1.1	0.0	8.3
Starksboro town, Addison County.....	826	698	614	88.0	84	2.59	2.19	128	100	1.5	0.8	6.7
Stockbridge town, Windsor County.....	553	339	282	83.2	57	2.22	1.95	214	193	3.4	3.1	4.7
Stowe CDP, Lamoille County.....	412	304	112	36.8	192	1.78	1.54	108	62	6.2	0.9	8.9
Stowe town, Lamoille County.....	3,526	1,948	1,290	66.2	658	2.36	1.92	1,578	1,388	5.6	1.9	12.0
Stratford town, Orange County.....	586	453	387	85.4	66	2.41	2.50	133	111	1.5	1.0	4.3
Stratton town, Windham County.....	1,447	98	77	78.6	21	2.31	1.81	1,340	1,340	7.5	3.8	19.2
Sudbury town, Rutland County.....	392	239	219	91.6	20	2.34	2.40	153	132	4.0	2.7	16.7
Sunderland town, Bennington County.....	525	393	351	89.3	42	2.40	2.71	132	104	4.6	3.3	14.3
Sutton town, Caledonia County.....	486	403	341	84.6	62	2.56	2.52	83	49	3.3	2.8	6.1
Swanton village, Franklin County.....	1,083	999	612	61.3	387	2.44	2.26	84	5	4.9	4.2	6.0
Swanton town, Franklin County.....	2,953	2,558	1,904	74.4	654	2.56	2.35	395	253	3.7	2.9	6.0
Thetford town, Orange County.....	1,288	1,097	897	81.8	200	2.45	1.94	191	138	1.9	1.1	5.1
Tinmouth town, Rutland County.....	362	254	212	83.5	42	2.42	2.38	108	100	2.7	1.9	6.7
Topsham town, Orange County.....	661	463	410	88.6	53	2.55	2.40	198	156	2.7	1.7	10.2
Townshend town, Windham County.....	784	574	421	73.3	153	2.27	1.80	210	179	4.5	2.3	9.9
Troy CDP, Orleans County.....	132	109	89	81.7	20	2.30	1.90	23	11	6.7	3.2	19.2
Troy town, Orleans County.....	840	687	513	74.7	174	2.42	2.42	153	98	3.6	1.9	8.3
Tunbridge town, Orange County.....	764	556	471	84.7	85	2.37	1.98	208	160	3.3	1.7	10.9
Underhill town, Chittenden County.....	1,199	1,133	1,031	91.0	102	2.68	2.44	66	36	1.1	0.5	7.2
Vergennes city, Addison County.....	1,072	994	648	65.2	346	2.46	2.04	78	15	3.3	2.1	5.4
Vernon town, Windham County.....	924	865	666	77.0	199	2.66	1.90	59	19	3.0	1.5	7.8
Vershire town, Orange County.....	435	300	247	82.3	53	2.28	2.42	135	96	6.1	2.3	20.9
Victory town, Essex County.....	91	36	34	94.4	2	1.74	1.50	55	45	2.7	2.9	0.0
Waitsfield CDP, Washington County.....	104	86	46	53.5	40	2.09	1.70	18	6	7.3	2.1	12.2
Waitsfield town, Washington County.....	1,011	776	571	73.6	205	2.35	1.81	235	186	3.5	1.5	8.4
Walden town, Caledonia County.....	597	374	331	88.5	43	2.51	2.42	223	198	1.6	1.5	2.2
Wallingford CDP, Rutland County.....	396	362	276	76.2	86	2.44	1.72	34	15	3.5	2.5	6.5
Wallingford town, Rutland County.....	1,088	882	723	82.0	159	2.39	2.04	206	141	3.6	2.8	7.0
Waltham town, Addison County.....	224	204	175	85.8	29	2.41	2.24	20	5	1.0	0.0	6.5
Wardsboro town, Windham County.....	849	374	320	85.6	54	2.46	2.11	475	453	3.1	1.2	12.9
Warner's grant, Essex County.....	0	0	0	(X)	0	0.00	0.00	0	0	(X)	(X)	(X)
Warren town, Washington County.....	2,232	771	590	76.5	181	2.31	1.91	1,461	1,345	11.0	2.8	30.0
Warren's gore, Essex County.....	51	2	2	100.0	0	2.00	0.00	49	47	0.0	0.0	(X)
Washington town, Orange County.....	570	437	380	87.0	57	2.37	2.46	133	113	2.0	1.3	6.5
Waterbury village, Washington County.....	900	842	381	45.2	461	2.26	1.84	58	14	3.1	1.3	4.5
Waterbury town, Washington County.....	2,385	2,207	1,520	68.9	687	2.43	1.91	178	88	2.2	1.2	4.6
Waterford town, Caledonia County.....	580	505	462	91.5	43	2.56	2.02	75	62	0.8	0.6	2.3
Waterville town, Lamoille County.....	319	274	227	82.8	47	2.51	2.21	45	24	2.1	1.3	5.9
Weathersfield town, Windsor County.....	1,427	1,253	1,104	88.1	149	2.25	2.23	174	102	3.3	2.1	11.2
Websterville CDP, Washington County.....	248	234	195	83.3	39	2.42	2.03	14	0	3.3	2.0	9.3
Wells CDP, Rutland County.....	285	183	143	78.1	40	2.19	2.10	102	85	3.2	2.0	7.0
Wells town, Rutland County.....	927	515	433	84.1	82	2.23	2.23	412	371	3.2	1.8	9.8
Wells River village, Orange County.....	216	189	92	48.7	97	2.34	1.90	27	9	5.9	5.1	6.7
West Brattleboro CDP, Windham County.....	1,388	1,281	769	60.0	512	2.34	1.83	107	20	3.8	1.8	6.5
West Burke village, Caledonia County.....	156	142	88	62.0	54	2.44	2.37	14	4	3.4	0.0	8.5
West Fairlee town, Orange County.....	368	275	213	77.5	62	2.41	2.23	93	66	4.5	2.7	10.1
Westfield town, Orleans County.....	373	227	197	86.8	30	2.35	1.93	146	127	4.6	1.5	21.1
Westford town, Chittenden County.....	787	757	682	90.1	75	2.70	2.48	30	13	1.0	0.7	3.8
West Haven town, Rutland County.....	131	112	98	87.5	14	2.35	2.43	19	9	2.6	2.0	6.7

Table 12.

Housing Occupancy and Tenure: 2010—Con.

[For information on confidentiality protection, nonsampling error, and definitions, see Selected Appendixes at <www.census.gov/prod/cen2010/cph-1-a.pdf>]

State County Place and County Subdivision	Total housing units	Occupied housing units						Vacant housing units				
		Total	Owner occupied		Renter occupied	Average household size		Total	For seasonal, recrea- tional, or occasional use	Vacancy rate		
			Number	Percent of occupied housing units		Owner- occupied units	Renter- occupied units			Available housing	Home- owner	Rental
PLACE AND COUNTY SUBDIVISION—Con.												
Westminster village, Windham County.....	134	128	99	77.3	29	2.29	2.21	6	2	0.8	1.0	0.0
Westminster town, Windham County.....	1,466	1,298	1,068	82.3	230	2.37	2.30	168	114	2.6	1.9	5.7
Westmore town, Orleans County.....	598	165	148	89.7	17	2.14	1.47	433	406	9.8	6.3	32.0
Weston town, Windsor County.....	565	262	213	81.3	49	2.20	1.73	303	271	5.7	3.2	15.5
West Rutland town, Rutland County.....	1,076	980	716	73.1	264	2.44	2.19	96	21	3.1	2.6	4.3
West Rutland CDP, Rutland County.....	942	859	608	70.8	251	2.43	2.18	83	8	3.5	3.0	4.5
West Windsor town, Windsor County.....	799	499	420	84.2	79	2.21	2.15	300	264	3.8	3.2	7.1
Weybridge town, Addison County.....	354	331	281	84.9	50	2.56	2.26	23	10	1.2	1.1	2.0
Wheelock town, Caledonia County.....	448	322	289	89.8	33	2.43	2.45	126	98	2.7	1.7	10.8
White River Junction CDP, Windsor County.	1,178	1,060	546	51.5	514	2.44	1.82	118	27	5.4	4.0	6.9
Whiting town, Addison County.....	180	167	133	79.6	34	2.62	2.09	13	4	1.2	0.7	2.9
Whitingham town, Windham County.....	918	574	482	84.0	92	2.35	2.45	344	304	3.2	1.8	9.7
Wilder CDP, Windsor County.....	776	715	499	69.8	216	2.47	2.11	61	8	5.3	3.1	10.0
Williamstown CDP, Orange County.....	552	518	315	60.8	203	2.59	1.70	34	2	3.4	1.6	6.0
Williamstown town, Orange County.....	1,479	1,379	1,099	79.7	280	2.57	1.96	100	36	1.8	1.0	5.1
Williston town, Chittenden County.....	3,652	3,514	2,837	80.7	677	2.61	1.91	138	54	1.8	1.3	3.8
Wilmington CDP, Windham County.....	292	222	95	42.8	127	2.33	1.91	70	33	12.5	0.0	20.0
Wilmington town, Windham County.....	2,493	866	566	65.4	300	2.25	2.02	1,627	1,536	8.0	3.9	14.8
Windham town, Windham County.....	396	187	167	89.3	20	2.22	2.45	209	198	1.1	1.2	0.0
Windsor town, Windsor County.....	1,712	1,492	920	61.7	572	2.42	1.98	220	54	6.7	2.4	12.7
Windsor CDP, Windsor County.....	1,070	919	456	49.6	463	2.50	1.95	151	22	9.3	3.5	14.3
Winhall town, Bennington County.....	1,749	343	267	77.8	76	2.28	2.12	1,406	1,356	9.2	3.3	25.2
Winooski city, Chittenden County.....	3,393	3,197	1,144	35.8	2,053	2.31	2.11	196	15	4.1	4.8	3.7
Wolcott town, Lamoille County.....	756	641	517	80.7	124	2.67	2.37	115	67	2.4	1.1	7.5
Woodbury town, Washington County.....	713	399	343	86.0	56	2.33	1.91	314	284	3.6	2.8	8.2
Woodford town, Bennington County.....	363	180	141	78.3	39	2.43	2.08	183	154	6.3	2.8	17.0
Woodstock village, Windsor County.....	591	441	250	56.7	191	2.23	1.61	150	84	10.8	4.9	17.7
Woodstock town, Windsor County.....	1,893	1,392	1,012	72.7	380	2.27	1.86	501	362	7.5	3.8	16.1
Worcester CDP, Washington County.....	48	47	27	57.4	20	2.70	1.95	1	0	2.1	0.0	4.8
Worcester town, Washington County.....	445	390	326	83.6	64	2.60	2.27	55	37	0.8	0.3	2.9

Table 13.

Occupied Housing Units (Households) by Race and Hispanic or Latino Origin of Householder: 2010

[For information on confidentiality protection, nonsampling error, and definitions, see Selected Appendixes at <www.census.gov/prod/cen2010/cph-1-a.pdf>]

State County County Subdivision Place	Total occupied housing units	Race of householder							Two or More Races	House- holder Hispanic or Latino (of any race)	House- holder White alone, not Hispanic or Latino
		One race									
		White	Black or African American	American Indian and Alaska Native	Asian	Native Hawaiian and Other Pacific Islander	Some Other Race				
Vermont.....	256,442	248,163	1,594	912	2,077	48	554	3,094	2,571	246,333	
Addison County.....	14,084	13,756	27	40	73	0	39	149	143	13,659	
Addison town.....	527	520	1	0	1	0	1	4	9	512	
Bridport town.....	485	472	0	1	1	0	7	4	11	466	
Bristol town.....	1,585	1,544	2	1	6	0	6	26	11	1,537	
Bristol CDP.....	869	844	1	1	2	0	5	16	5	842	
Cornwall town.....	468	460	2	1	0	0	1	4	3	458	
Ferrisburgh town.....	1,119	1,097	2	4	4	0	2	10	12	1,090	
Goshen town.....	74	74	0	0	0	0	0	0	1	73	
Granville town.....	136	134	0	2	0	0	0	0	1	133	
Hancock town.....	150	140	0	3	1	0	0	6	1	140	
Leicester town.....	448	443	0	0	0	0	0	5	3	441	
Lincoln town.....	512	506	0	2	1	0	1	2	1	505	
Middlebury town.....	2,787	2,694	9	8	37	0	6	33	36	2,667	
East Middlebury CDP.....	184	179	0	0	1	0	1	3	2	178	
Middlebury CDP.....	2,007	1,932	8	5	30	0	5	27	32	1,908	
Monkton town.....	741	729	2	1	0	0	2	7	8	725	
New Haven town.....	689	677	0	1	1	0	3	7	4	675	
Orwell town.....	485	476	1	2	2	0	1	3	3	474	
Panton town.....	267	261	0	2	2	0	0	2	3	258	
Ripton town.....	263	251	0	1	1	0	1	9	4	250	
Salisbury town.....	444	438	0	2	1	0	1	2	4	435	
Shoreham town.....	510	501	3	2	1	0	3	0	7	497	
Starksboro town.....	698	686	0	1	2	0	2	7	3	683	
Vergennes city.....	994	964	2	3	10	0	0	15	6	959	
Waltham town.....	204	202	0	2	0	0	0	0	2	201	
Weybridge town.....	331	324	2	1	2	0	2	2	6	319	
Whiting town.....	167	163	1	0	0	0	2	1	4	161	
Bennington County.....	15,470	15,124	84	35	72	3	33	119	153	15,019	
Arlington town.....	999	980	2	3	6	1	0	7	5	976	
Arlington CDP (part).....	461	450	2	2	3	0	0	4	3	448	
Bennington town.....	6,246	6,083	46	17	33	2	20	45	72	6,035	
Bennington CDP.....	3,833	3,723	28	16	19	1	12	34	47	3,693	
North Bennington village.....	464	446	7	0	4	0	2	5	7	441	
Old Bennington village.....	59	58	0	0	0	0	1	0	0	58	
Dorset town.....	898	887	1	1	2	0	0	7	10	879	
Dorset CDP.....	128	128	0	0	0	0	0	0	3	125	
Glastenbury town.....	3	3	0	0	0	0	0	0	0	3	
Landgrove town.....	74	73	0	0	0	0	0	1	1	72	
Manchester town.....	2,047	1,998	20	3	12	0	3	11	20	1,982	
Manchester village.....	423	416	0	0	4	0	1	2	2	415	
Manchester Center CDP.....	985	954	15	3	5	0	1	7	15	941	
Peru town.....	165	161	0	0	0	0	0	4	1	160	
Pownal town.....	1,429	1,402	6	7	3	0	1	10	9	1,398	
Readsboro town.....	336	333	1	0	1	0	0	1	1	332	
Readsboro CDP.....	141	139	1	0	0	0	0	1	0	139	
Rupert town.....	309	302	0	1	0	0	2	4	2	302	
Sandgate town.....	162	159	1	0	1	0	0	1	2	158	
Searsburg town.....	44	43	0	0	0	0	0	1	1	42	
Shaftsbury town.....	1,508	1,475	3	2	6	0	7	15	15	1,468	
South Shaftsbury CDP.....	293	289	1	0	2	0	0	1	1	289	
Stamford town.....	334	329	1	0	0	0	0	4	5	324	
Sunderland town.....	393	387	0	0	2	0	0	4	4	383	
Arlington CDP (part).....	57	56	0	0	0	0	0	1	1	55	
Winhall town.....	343	335	3	1	1	0	0	3	2	333	
Woodford town.....	180	174	0	0	5	0	0	1	3	172	
Caledonia County.....	12,553	12,258	30	50	40	0	27	148	86	12,199	
Barnet town.....	666	651	3	5	1	0	1	5	2	649	
Barnet CDP.....	56	55	0	0	0	0	0	1	0	55	
Burke town.....	730	719	1	4	0	0	1	5	6	717	
East Burke CDP.....	65	64	0	1	0	0	0	0	0	64	
West Burke village.....	142	142	0	0	0	0	0	0	1	141	
Danville town.....	928	912	2	1	1	0	2	10	4	909	
Danville CDP.....	179	173	2	0	0	0	0	4	1	172	
Groton town.....	413	407	0	0	1	0	1	4	3	405	
Groton CDP.....	173	170	0	0	1	0	0	2	1	170	
Hardwick town.....	1,239	1,204	3	6	2	0	0	24	5	1,199	
Hardwick CDP.....	584	565	2	3	2	0	0	12	2	563	
Kirby town.....	194	191	0	0	0	0	0	3	1	190	
Lyndon town.....	2,210	2,167	6	4	14	0	4	15	16	2,153	
Lyndonville village.....	556	539	2	2	6	0	2	5	10	531	
Newark town.....	266	260	0	1	0	0	0	5	0	260	
Peacham town.....	299	296	0	1	0	0	1	1	0	296	
Ryegate town.....	478	463	3	1	1	0	2	8	3	463	
St. Johnsbury town.....	3,158	3,058	9	19	20	0	12	40	35	3,033	
St. Johnsbury CDP.....	2,623	2,535	9	17	19	0	11	32	33	2,511	

Table 13.

Occupied Housing Units (Households) by Race and Hispanic or Latino Origin of Householder: 2010—Con.

[For information on confidentiality protection, nonsampling error, and definitions, see Selected Appendixes at <www.census.gov/prod/cen2010/cph-1-a.pdf>]

State County County Subdivision Place	Total occupied housing units	Race of householder							Two or More Races	House- holder Hispanic or Latino (of any race)	House- holder White alone, not Hispanic or Latino
		One race									
		White	Black or African American	American Indian and Alaska Native	Asian	Native Hawaiian and Other Pacific Islander	Some Other Race				
Caledonia County—Con.											
Sheffield town.....	283	276	1	2	0	0	0	4	1	276	
Stannard town.....	85	83	1	0	0	0	0	1	0	83	
Sutton town.....	403	390	0	1	0	0	0	12	3	389	
Walden town.....	374	367	1	1	0	0	1	4	3	366	
Waterford town.....	505	502	0	1	0	0	1	1	3	500	
Wheelock town.....	322	312	0	3	0	0	1	6	1	311	
Chittenden County.....											
Bolton town.....	487	474	1	3	2	0	1	6	3	472	
Buels gore.....	12	11	0	0	0	0	0	1	1	10	
Burlington city.....	16,119	14,842	429	61	380	6	88	313	338	14,632	
Charlotte town.....	1,419	1,392	5	1	7	1	3	10	17	1,379	
Colchester town.....	6,314	6,060	58	22	98	3	12	61	80	6,000	
Essex town.....	7,887	7,502	87	17	187	1	22	71	100	7,431	
Essex Junction village.....	3,875	3,662	46	13	104	1	15	34	59	3,621	
Hinesburg town.....	1,737	1,704	2	3	4	1	4	19	16	1,693	
Hinesburg CDP.....	304	296	1	0	0	1	1	5	5	293	
Huntington town.....	753	735	2	2	3	0	0	11	5	731	
Jericho town.....	1,881	1,856	7	3	5	0	4	6	19	1,841	
Jericho village.....	514	505	3	1	0	0	2	3	8	498	
Milton town.....	3,889	3,796	15	19	16	0	1	42	18	3,782	
Milton CDP.....	740	721	5	3	1	0	1	9	7	715	
Richmond town.....	1,586	1,555	3	0	2	0	0	26	8	1,550	
Richmond CDP.....	298	290	1	0	0	0	0	7	2	288	
St. George town.....	275	269	0	2	0	0	0	4	1	268	
Shelburne town.....	2,880	2,819	11	4	28	1	5	12	19	2,804	
Shelburne CDP.....	262	255	1	1	1	0	0	4	1	254	
South Burlington city.....	7,987	7,435	113	19	314	1	18	87	109	7,349	
Underhill town.....	1,133	1,115	3	1	4	0	0	10	10	1,106	
Westford town.....	757	742	1	3	1	0	1	9	3	739	
Williston town.....	3,514	3,408	22	6	51	0	5	22	40	3,375	
Winooski city.....	3,197	2,851	126	13	126	0	16	65	55	2,819	
Essex County.....											
Averill town.....	14	14	0	0	0	0	0	0	0	14	
Avery's gore.....	0	0	0	0	0	0	0	0	0	0	
Bloomfield town.....	106	104	1	0	0	0	0	1	0	104	
Brighton town.....	554	545	0	2	1	0	1	5	3	543	
Island Pond CDP.....	377	368	0	2	1	0	1	5	2	367	
Brunswick town.....	44	43	0	0	0	0	0	1	0	43	
Canaan town.....	439	433	0	2	0	0	0	4	2	431	
Beecher Falls CDP.....	79	78	0	0	0	0	0	1	2	76	
Canaan CDP.....	181	181	0	0	0	0	0	0	0	181	
Concord town.....	522	506	1	5	1	0	0	9	3	504	
Concord CDP.....	111	107	0	2	0	0	0	2	2	105	
East Haven town.....	119	115	1	2	0	0	0	1	0	115	
Ferdinand town.....	12	11	0	0	0	0	0	1	0	11	
Granby town.....	43	41	1	0	0	0	0	1	0	41	
Guildhall town.....	119	118	0	0	0	0	0	1	1	117	
Lemington town.....	50	49	0	0	0	0	1	0	2	48	
Lewis town.....	0	0	0	0	0	0	0	0	0	0	
Lunenburg town.....	578	571	1	2	1	0	0	3	2	569	
Maidstone town.....	93	92	0	1	0	0	0	0	0	92	
Norton town.....	87	85	0	0	0	0	0	2	1	85	
Victory town.....	36	36	0	0	0	0	0	0	0	36	
Warner's grant.....	0	0	0	0	0	0	0	0	0	0	
Warren's gore.....	2	2	0	0	0	0	0	0	0	2	
Franklin County.....											
Bakersfield town.....	495	482	2	3	1	1	0	6	4	480	
Berkshire town.....	612	599	1	5	1	0	1	5	4	596	
Enosburg town.....	1,108	1,072	2	11	3	0	2	18	8	1,069	
Enosburg Falls village.....	559	548	0	2	1	0	0	8	1	547	
Fairfax town.....	1,591	1,568	3	2	7	1	1	9	16	1,554	
Fairfield town.....	718	700	2	6	0	0	2	8	9	696	
Fletcher town.....	497	490	0	1	1	0	0	5	4	486	
Franklin town.....	547	535	0	2	0	1	2	7	4	533	
Georgia town.....	1,598	1,560	5	7	7	1	3	15	11	1,552	
Highgate town.....	1,311	1,219	1	36	6	0	3	46	4	1,218	
Montgomery town.....	509	492	0	3	0	0	0	14	8	485	
Richford town.....	900	867	3	7	2	1	0	20	2	865	
Richford CDP.....	557	534	3	4	2	0	0	14	2	532	
St. Albans city.....	2,977	2,847	17	32	15	2	5	59	38	2,818	
St. Albans town.....	2,277	2,212	9	18	8	0	3	27	11	2,204	
Sheldon town.....	815	793	2	4	0	0	3	13	9	788	
Swanton town.....	2,558	2,416	4	67	5	0	7	59	17	2,407	
Swanton village.....	999	936	1	34	3	0	1	24	5	932	

Table 13.

Occupied Housing Units (Households) by Race and Hispanic or Latino Origin of Householder: 2010—Con.

[For information on confidentiality protection, nonsampling error, and definitions, see Selected Appendixes at <www.census.gov/prod/cen2010/cph-1-a.pdf>]

State County County Subdivision Place	Total occupied housing units	Race of householder						Two or More Races	House- holder Hispanic or Latino (of any race)	House- holder White alone, not Hispanic or Latino
		One race								
		White	Black or African American	American Indian and Alaska Native	Asian	Native Hawaiian and Other Pacific Islander	Some Other Race			
Grand Isle County.....	2,902	2,800	6	22	4	2	5	63	25	2,786
Alburg town.....	822	777	0	10	0	0	1	34	5	776
Alburg village.....	203	182	0	6	0	0	0	15	3	182
Grand Isle town.....	854	836	5	3	2	0	1	7	8	831
Isle La Motte town.....	204	196	0	1	0	0	1	6	1	196
North Hero town.....	349	339	0	3	0	1	1	5	7	334
South Hero town.....	673	652	1	5	2	1	1	11	4	649
Lamoille County.....	10,014	9,760	42	45	30	2	22	113	92	9,692
Belvidere town.....	153	145	0	2	0	0	2	4	4	142
Cambridge town.....	1,510	1,476	7	4	3	1	1	18	13	1,467
Cambridge village.....	104	100	1	1	0	1	0	1	0	100
Jeffersonville village.....	325	313	4	1	1	0	0	6	3	311
Eden town.....	501	492	0	2	0	0	1	6	4	490
Elmore town.....	366	359	0	0	3	0	0	4	3	356
Hyde Park town.....	1,214	1,182	7	7	1	0	3	14	5	1,179
Hyde Park village.....	194	189	2	0	0	0	2	1	0	189
Johnson town.....	1,210	1,169	6	7	4	1	2	21	10	1,160
Johnson village.....	444	425	4	1	3	1	2	8	5	421
Morristown town.....	2,197	2,136	11	10	4	0	9	27	19	2,126
Morrisville village.....	878	849	6	6	2	0	5	10	10	845
Stowe town.....	1,948	1,907	10	5	15	0	2	9	29	1,882
Stowe CDP.....	304	291	2	2	6	0	0	3	6	287
Waterville town.....	274	266	0	2	0	0	0	6	0	266
Wolcott town.....	641	628	1	6	0	0	2	4	5	624
Orange County.....	11,887	11,644	26	32	34	0	24	127	82	11,583
Bradford town.....	1,104	1,077	2	4	3	0	4	14	6	1,075
Bradford CDP.....	310	300	0	3	1	0	1	5	2	299
Braintree town.....	531	523	1	1	0	0	1	5	4	520
Brookfield town.....	528	518	1	2	1	0	1	5	1	518
Chelsea town.....	541	528	3	0	1	0	1	8	4	526
Corinth town.....	556	544	1	1	1	0	3	6	5	542
Fairlee town.....	429	422	0	1	1	0	0	5	2	420
Fairlee CDP.....	83	82	0	0	0	0	0	1	0	82
Newbury town.....	986	970	1	2	1	0	1	11	5	967
Newbury village.....	183	181	0	0	0	0	0	2	1	180
Wells River village.....	189	183	0	2	1	0	0	3	1	183
Orange town.....	425	420	0	2	0	0	1	2	2	419
Randolph town.....	1,827	1,788	5	7	12	0	3	12	19	1,772
Randolph CDP.....	890	869	3	6	5	0	2	5	10	861
Strafford town.....	453	441	1	0	1	0	3	7	5	438
Thetford town.....	1,097	1,069	3	3	7	0	1	14	11	1,058
Topsham town.....	463	452	1	3	0	0	0	7	1	451
Tunbridge town.....	556	546	3	3	2	0	1	1	3	543
Vershire town.....	300	287	1	1	1	0	1	9	0	287
Washington town.....	437	429	2	0	2	0	0	4	1	428
West Fairlee town.....	275	267	0	1	0	0	1	6	0	267
Williamstown town.....	1,379	1,363	1	1	1	0	2	11	13	1,352
Williamstown CDP.....	518	513	1	0	1	0	1	2	6	508
Orleans County.....	11,320	11,049	25	52	24	1	23	146	75	11,001
Albany town.....	395	383	1	0	0	0	3	8	4	381
Albany village.....	73	71	1	0	0	0	0	1	0	71
Barton town.....	1,192	1,155	7	4	7	0	0	19	6	1,151
Barton village.....	355	342	2	2	4	0	0	5	2	340
Orleans village.....	349	336	2	1	2	0	0	8	4	334
Brownington town.....	399	389	1	4	0	0	0	5	1	388
Charleston town.....	447	424	0	4	0	0	2	17	5	422
Coventry town.....	431	413	1	4	0	0	3	10	4	412
Coventry CDP.....	49	48	0	0	0	0	0	1	1	47
Craftsbury town.....	502	494	0	0	1	0	3	4	5	491
Derby town.....	1,968	1,938	4	6	5	0	1	14	11	1,931
Derby Center village.....	271	268	1	2	0	0	0	0	0	268
Derby Line village.....	306	299	1	0	3	0	0	3	3	298
Glover town.....	456	451	0	0	0	0	0	5	4	447
Glover CDP.....	114	113	0	0	0	0	0	1	2	111
Greensboro town.....	329	323	0	1	2	0	1	2	4	320
Greensboro CDP.....	70	70	0	0	0	0	0	0	0	70
Greensboro Bend CDP.....	89	88	0	0	0	0	0	1	0	88
Holland town.....	257	253	0	2	0	0	1	1	3	251
Irasburg town.....	462	450	1	0	2	0	0	9	1	449
Irasburg CDP.....	69	67	0	0	0	0	0	2	0	67
Jay town.....	223	219	1	2	0	0	0	1	1	218
Lowell town.....	340	330	1	3	0	0	3	3	5	327
Lowell CDP.....	89	88	0	1	0	0	0	0	0	88
Morgan town.....	321	311	0	3	3	0	1	3	3	309
Newport city.....	1,855	1,800	7	13	4	1	4	26	13	1,791
Newport town.....	664	653	1	2	0	0	0	8	3	651

Table 13.

Occupied Housing Units (Households) by Race and Hispanic or Latino Origin of Householder: 2010—Con.

[For information on confidentiality protection, nonsampling error, and definitions, see Selected Appendixes at <www.census.gov/prod/cen2010/cph-1-a.pdf>]

State County County Subdivision Place	Total occupied housing units	Race of householder							Two or More Races	House- holder Hispanic or Latino (of any race)	House- holder White alone, not Hispanic or Latino
		One race									
		White	Black or African American	American Indian and Alaska Native	Asian	Native Hawaiian and Other Pacific Islander	Some Other Race				
Orleans County--Con.											
Newport town--Con.											
Newport Center CDP.....	107	107	0	0	0	0	0	0	1	106	
Troy town.....	687	678	0	4	0	0	1	4	1	678	
North Troy village.....	260	256	0	2	0	0	0	2	0	256	
Troy CDP.....	109	107	0	1	0	0	0	1	0	107	
Westfield town.....	227	221	0	0	0	0	0	6	1	220	
Westmore town.....	165	164	0	0	0	0	0	1	0	164	
Rutland County.....	25,984	25,446	86	63	93	5	36	255	178	25,314	
Benson town.....	420	412	2	1	0	0	0	5	2	410	
Benson CDP.....	131	128	0	0	0	0	0	3	0	128	
Brandon town.....	1,684	1,653	2	6	7	0	0	16	9	1,644	
Brandon CDP.....	714	700	1	3	2	0	0	8	3	697	
Castleton town.....	1,617	1,588	2	1	5	0	5	16	14	1,579	
Castleton CDP.....	245	243	0	0	0	0	0	2	3	240	
Chittenden town.....	499	492	0	0	3	0	2	2	8	486	
Clarendon town.....	1,071	1,053	0	2	7	0	1	8	3	1,052	
Danby town.....	550	542	0	0	1	0	1	6	1	541	
Fair Haven town.....	1,135	1,115	4	1	3	0	2	10	8	1,109	
Fair Haven CDP.....	957	940	2	1	2	0	2	10	8	934	
Hubbardton town.....	315	307	1	0	0	1	0	6	1	306	
Ira town.....	171	167	0	2	0	0	1	1	2	166	
Killington town.....	388	381	1	4	1	0	0	1	5	378	
Mendon town.....	475	459	4	0	5	0	0	7	4	455	
Middletown Springs town.....	321	318	1	0	2	0	0	0	1	317	
Mount Holly town.....	541	532	1	0	2	0	1	5	5	528	
Mount Tabor town.....	116	115	0	1	0	0	0	0	1	114	
Pawlet town.....	606	596	0	0	0	0	2	8	8	591	
Pittsfield town.....	245	242	1	0	0	0	1	1	3	240	
Pittsford town.....	1,277	1,248	4	7	2	0	1	15	5	1,243	
Pittsford CDP.....	337	330	1	1	0	0	1	4	0	330	
Poultney town.....	1,250	1,229	6	3	3	0	1	8	4	1,227	
Poultney village.....	493	482	3	1	1	0	1	5	3	481	
Proctor town.....	717	703	2	0	0	1	1	10	5	699	
Rutland city.....	7,404	7,191	40	24	39	3	15	92	63	7,148	
Rutland town.....	1,754	1,726	6	3	9	0	1	9	11	1,717	
Shrewsbury town.....	446	440	2	0	1	0	0	3	2	438	
Sudbury town.....	239	234	1	1	0	0	1	2	1	234	
Tinmouth town.....	254	243	1	2	0	0	0	8	0	243	
Wallingford town.....	882	878	0	1	0	0	0	3	7	871	
Wallingford CDP.....	362	361	0	0	0	0	0	1	4	357	
Wells town.....	515	508	1	0	1	0	0	5	2	507	
Wells CDP.....	183	181	0	0	0	0	0	2	2	180	
West Haven town.....	112	111	1	0	0	0	0	0	0	111	
West Rutland town.....	980	963	3	4	2	0	0	8	3	960	
West Rutland CDP.....	859	843	3	4	2	0	0	7	2	841	
Washington County.....	25,027	24,347	114	65	137	2	43	319	313	24,098	
Barre city.....	4,137	4,000	35	11	24	0	9	58	88	3,930	
Barre town.....	3,228	3,180	9	6	8	0	1	24	37	3,144	
East Barre CDP.....	332	328	2	1	1	0	0	0	2	326	
Graniteville CDP.....	325	316	1	2	0	0	0	6	1	315	
South Barre CDP.....	531	523	2	0	2	0	0	4	6	517	
Webster CDP.....	234	230	1	0	0	0	0	3	5	226	
Berlin town.....	1,125	1,105	4	2	2	0	4	8	12	1,097	
Cabot town.....	570	558	0	1	1	0	0	10	5	555	
Cabot village.....	96	90	0	1	0	0	0	5	1	90	
Calais town.....	675	665	1	2	1	0	0	6	5	662	
Duxbury town.....	547	534	2	0	2	0	1	8	3	532	
East Montpelier town.....	1,068	1,048	3	2	2	0	0	13	18	1,030	
East Montpelier CDP.....	34	33	0	0	0	0	0	1	0	33	
Fayston town.....	594	583	1	0	1	0	0	9	4	579	
Marshfield town.....	637	613	5	3	2	0	3	11	7	608	
Marshfield village.....	106	101	0	0	1	0	0	4	1	100	
Middlesex town.....	687	674	0	0	1	0	0	12	6	669	
Montpelier city.....	3,786	3,619	26	11	55	1	13	61	63	3,574	
Moretown town.....	696	681	2	3	5	0	2	3	6	677	
Northfield town.....	1,906	1,853	11	3	13	0	1	25	12	1,844	
Northfield village.....	818	784	6	2	7	0	0	19	7	780	
Plainfield town.....	528	510	2	3	0	0	0	13	1	510	
Plainfield CDP.....	177	169	0	2	0	0	0	6	1	169	
Roxbury town.....	300	295	0	1	0	0	1	3	1	295	
Waitsfield town.....	776	758	1	2	4	0	2	9	9	751	
Waitsfield CDP.....	86	84	0	0	0	0	1	1	0	84	
Warren town.....	771	755	4	3	2	1	0	6	6	749	
Waterbury town.....	2,207	2,149	7	5	13	0	4	29	22	2,132	
Waterbury village.....	842	815	4	4	7	0	2	10	13	806	
Woodbury town.....	399	389	0	2	0	0	0	8	5	384	

Table 13.

Occupied Housing Units (Households) by Race and Hispanic or Latino Origin of Householder: 2010—Con.

[For information on confidentiality protection, nonsampling error, and definitions, see Selected Appendixes at <www.census.gov/prod/cen2010/cph-1-a.pdf>]

State County County Subdivision Place	Total occupied housing units	Race of householder							Two or More Races	House- holder Hispanic or Latino (of any race)	House- holder White alone, not Hispanic or Latino
		One race									
		White	Black or African American	American Indian and Alaska Native	Asian	Native Hawaiian and Other Pacific Islander	Some Other Race				
Washington County—Con.											
Worcester town.....	390	378	1	5	1	0	2	3	3	376	
Worcester CDP.....	47	46	0	1	0	0	0	0	0	46	
Windham County.....	19,290	18,673	123	50	126	7	54	257	209	18,535	
Athens town.....	181	173	2	2	0	0	0	4	1	172	
Brattleboro town.....	5,562	5,259	66	16	83	1	29	108	90	5,207	
Brattleboro CDP.....	3,500	3,280	51	9	63	1	24	72	64	3,242	
West Brattleboro CDP.....	1,281	1,224	11	4	14	0	3	25	18	1,216	
Brookline town.....	206	202	0	1	2	0	0	1	0	202	
Dover town.....	537	522	2	0	2	0	4	7	6	519	
Dummerston town.....	823	806	2	1	7	0	1	6	5	801	
Grafton town.....	313	309	0	0	0	0	1	3	2	308	
Guilford town.....	902	885	3	1	0	0	3	10	4	884	
Halifax town.....	330	325	1	2	0	0	0	2	2	324	
Jamaica town.....	460	444	2	4	1	0	1	8	8	437	
Londonderry town.....	790	781	2	1	3	0	0	3	5	776	
Marlboro town.....	378	366	4	2	1	1	1	3	4	363	
Newfane town.....	771	756	2	3	0	0	2	8	6	753	
Newfane village.....	61	60	1	0	0	0	0	0	1	60	
Putney town.....	1,001	975	9	2	2	0	1	12	9	967	
Putney CDP.....	283	273	4	0	0	0	1	5	1	272	
Rockingham town.....	2,197	2,128	13	3	6	1	5	41	24	2,113	
Bellows Falls village.....	1,314	1,265	12	3	4	1	3	26	15	1,255	
Saxtons River village.....	210	205	0	0	1	0	0	4	3	202	
Somerset town.....	3	3	0	0	0	0	0	0	0	3	
Stratton town.....	98	96	0	1	0	1	0	0	0	96	
Townshend town.....	574	562	1	1	3	0	0	7	10	555	
Vernon town.....	865	845	4	2	4	0	4	6	11	839	
Wardsboro town.....	374	366	3	0	0	1	0	4	2	364	
Westminster town.....	1,298	1,265	1	5	8	0	2	17	8	1,259	
North Westminster village.....	101	97	0	0	2	0	1	1	2	96	
Westminster village.....	128	128	0	0	0	0	0	0	1	127	
Whitingham town.....	574	568	2	1	1	1	0	1	1	567	
Jacksonville village.....	93	90	0	1	0	1	0	1	0	90	
Wilmington town.....	866	852	3	2	3	1	0	5	10	842	
Wilmington CDP.....	222	217	1	1	0	0	0	3	1	216	
Windham town.....	187	185	1	0	0	0	0	1	1	184	
Windsor County.....	24,753	24,123	90	61	157	5	34	283	210	23,960	
Andover town.....	218	214	1	1	0	0	0	2	1	213	
Baltimore town.....	90	90	0	0	0	0	0	0	1	89	
Barnard town.....	413	404	0	1	2	0	1	5	2	403	
Bethel town.....	868	849	6	2	0	1	0	10	6	844	
Bethel CDP.....	262	256	4	0	0	0	0	2	1	256	
Bridgewater town.....	431	419	1	0	0	0	0	11	1	418	
Cavendish town.....	598	582	3	1	3	0	0	9	7	575	
Cavendish CDP.....	81	78	0	0	1	0	0	2	1	77	
Proctorsville CDP.....	207	202	2	0	1	0	0	2	4	198	
Chester town.....	1,402	1,379	1	5	4	0	2	11	10	1,372	
Chester CDP.....	497	485	0	2	2	0	1	7	5	482	
Hartford town.....	4,446	4,279	25	13	62	2	6	59	41	4,251	
Quechee CDP.....	274	265	3	0	2	0	2	2	2	265	
White River Junction CDP.....	1,060	1,011	8	6	12	2	2	19	18	999	
Wilder CDP.....	715	685	0	1	12	0	1	16	6	680	
Hartland town.....	1,417	1,400	1	0	5	0	2	9	15	1,388	
Hartland CDP.....	160	159	0	0	0	0	0	1	3	156	
North Hartland CDP.....	131	129	1	0	0	0	0	1	3	127	
Ludlow town.....	930	902	2	5	4	0	0	17	5	898	
Ludlow village.....	405	390	2	3	2	0	0	8	4	387	
Norwich town.....	1,386	1,336	4	2	29	0	4	11	7	1,330	
Norwich CDP.....	364	345	0	0	10	0	0	9	1	344	
Plymouth town.....	290	286	0	2	0	0	0	2	0	286	
Pomfret town.....	393	388	0	2	1	0	0	2	6	382	
Reading town.....	290	288	0	0	1	0	0	1	1	287	
Rochester town.....	532	519	2	2	2	0	0	7	12	507	
Rochester CDP.....	148	146	0	0	0	0	0	2	3	143	
Royalton town.....	1,288	1,234	15	3	13	1	5	17	18	1,223	
South Royalton CDP.....	421	387	10	1	11	1	1	10	5	385	
Sharon town.....	621	606	2	5	3	0	0	5	6	600	
Springfield town.....	3,903	3,804	12	8	15	0	9	55	34	3,780	
North Springfield CDP.....	245	238	0	1	2	0	0	4	4	236	
Springfield CDP.....	1,779	1,725	5	4	7	0	8	30	18	1,714	
Stockbridge town.....	339	329	1	3	0	0	0	6	2	327	
Weathersfield town.....	1,253	1,229	1	1	4	0	2	16	7	1,223	
Ascutney CDP.....	260	253	0	0	2	0	1	4	1	253	
Perkinsville village.....	56	55	0	0	1	0	0	0	0	55	
Weston town.....	262	259	1	0	2	0	0	0	0	259	
West Windsor town.....	499	492	0	1	1	0	1	4	4	490	

Table 13.

Occupied Housing Units (Households) by Race and Hispanic or Latino Origin of Householder: 2010—Con.

[For information on confidentiality protection, nonsampling error, and definitions, see Selected Appendixes at <www.census.gov/prod/cen2010/cph-1-a.pdf>]

State County County Subdivision Place	Total occupied housing units	Race of householder						Two or More Races	House- holder Hispanic or Latino (of any race)	House- holder White alone, not Hispanic or Latino
		One race								
		White	Black or African American	American Indian and Alaska Native	Asian	Native Hawaiian and Other Pacific Islander	Some Other Race			
Windsor County—Con.										
Windsor town.....	1,492	1,463	6	3	4	1	1	14	15	1,450
Windsor CDP.....	919	899	4	2	3	1	0	10	10	890
Woodstock town.....	1,392	1,372	6	1	2	0	1	10	9	1,365
Woodstock village.....	441	433	4	1	2	0	0	1	1	432

Table 14.

Occupied Housing Units (Households) by Race and Hispanic or Latino Origin of Householder: 2010

[For information on confidentiality protection, nonsampling error, and definitions, see Selected Appendixes at <www.census.gov/prod/cen2010/cph-1-a.pdf>]

State County Place and County Subdivision	Total occupied housing units	Race of householder							Two or More Races	House- holder Hispanic or Latino (of any race)	House- holder White alone, not Hispanic or Latino
		One race									
		White	Black or African American	American Indian and Alaska Native	Asian	Native Hawaiian and Other Pacific Islander	Some Other Race				
Vermont	256,442	248,163	1,594	912	2,077	48	554	3,094	2,571	246,333	
COUNTY											
Addison County.....	14,084	13,756	27	40	73	0	39	149	143	13,659	
Bennington County.....	15,470	15,124	84	35	72	3	33	119	153	15,019	
Caledonia County.....	12,553	12,258	30	50	40	0	27	148	86	12,199	
Chittenden County.....	61,827	58,566	885	179	1,228	14	180	775	842	57,981	
Essex County.....	2,818	2,765	5	14	3	0	2	29	14	2,755	
Franklin County.....	18,513	17,852	51	204	56	7	32	311	149	17,751	
Grand Isle County.....	2,902	2,800	6	22	4	2	5	63	25	2,786	
Lamoille County.....	10,014	9,760	42	45	30	2	22	113	92	9,692	
Orange County.....	11,887	11,644	26	32	34	0	24	127	82	11,583	
Orleans County.....	11,320	11,049	25	52	24	1	23	146	75	11,001	
Rutland County.....	25,984	25,446	86	63	93	5	36	255	178	25,314	
Washington County.....	25,027	24,347	114	65	137	2	43	319	313	24,098	
Windham County.....	19,290	18,673	123	50	126	7	54	257	209	18,535	
Windsor County.....	24,753	24,123	90	61	157	5	34	283	210	23,960	
PLACE AND COUNTY SUBDIVISION											
Addison town, Addison County.....	527	520	1	0	1	0	1	4	9	512	
Albany village, Orleans County.....	73	71	1	0	0	0	0	1	0	71	
Albany town, Orleans County.....	395	383	1	0	0	0	3	8	4	381	
Alburg village, Grand Isle County.....	203	182	0	6	0	0	0	15	3	182	
Alburg town, Grand Isle County.....	822	777	0	10	0	0	1	34	5	776	
Andover town, Windsor County.....	218	214	1	1	0	0	0	2	1	213	
Arlington CDP, Bennington County.....	518	506	2	2	3	0	0	5	4	503	
Arlington town, Bennington County.....	999	980	2	3	6	1	0	7	5	976	
Ascutney CDP, Windsor County.....	260	253	0	0	2	0	1	4	1	253	
Athens town, Windham County.....	181	173	2	2	0	0	0	4	1	172	
Averill town, Essex County.....	14	14	0	0	0	0	0	0	0	14	
Avery's gore, Essex County.....	0	0	0	0	0	0	0	0	0	0	
Bakersfield town, Franklin County.....	495	482	2	3	1	1	0	6	4	480	
Baltimore town, Windsor County.....	90	90	0	0	0	0	0	0	1	89	
Barnard town, Windsor County.....	413	404	0	1	2	0	1	5	2	403	
Barnet CDP, Caledonia County.....	56	55	0	0	0	0	0	1	0	55	
Barnet town, Caledonia County.....	666	651	3	5	1	1	5	2	649		
Barre city, Washington County.....	4,137	4,000	35	11	24	0	9	58	88	3,930	
Barre town, Washington County.....	3,228	3,180	9	6	8	0	1	24	37	3,144	
Barton village, Orleans County.....	355	342	2	2	4	0	0	5	2	340	
Barton town, Orleans County.....	1,192	1,155	7	4	7	0	0	19	6	1,151	
Beecher Falls CDP, Essex County.....	79	78	0	0	0	0	0	1	2	76	
Bellows Falls village, Windham County.....	1,314	1,265	12	3	4	1	3	26	15	1,255	
Belvidere town, Lamoille County.....	153	145	0	2	0	0	2	4	4	142	
Bennington CDP, Bennington County.....	3,833	3,723	28	16	19	1	12	34	47	3,693	
Bennington town, Bennington County.....	6,246	6,083	46	17	33	2	20	45	72	6,035	
Benson CDP, Rutland County.....	131	128	0	0	0	0	0	3	0	128	
Benson town, Rutland County.....	420	412	2	1	0	0	0	5	2	410	
Berkshire town, Franklin County.....	612	599	1	5	1	0	1	5	4	596	
Berlin town, Washington County.....	1,125	1,105	4	2	2	0	4	8	12	1,097	
Bethel CDP, Windsor County.....	262	256	4	0	0	0	0	2	1	256	
Bethel town, Windsor County.....	868	849	6	2	0	1	0	10	6	844	
Bloomfield town, Essex County.....	106	104	1	0	0	0	0	1	0	104	
Bolton town, Chittenden County.....	487	474	1	3	2	0	1	6	3	472	
Bradford CDP, Orange County.....	310	300	0	3	1	0	1	5	2	299	
Bradford town, Orange County.....	1,104	1,077	2	4	3	0	4	14	6	1,075	
Braintree town, Orange County.....	531	523	1	1	0	0	1	5	4	520	
Brandon CDP, Rutland County.....	714	700	1	3	2	0	0	8	3	697	
Brandon town, Rutland County.....	1,684	1,653	2	6	7	0	0	16	9	1,644	
Brattleboro town, Windham County.....	5,562	5,259	66	16	83	1	29	108	90	5,207	
Brattleboro CDP, Windham County.....	3,500	3,280	51	9	63	1	24	72	64	3,242	
Bridgewater town, Windsor County.....	431	419	1	0	0	0	0	11	1	418	
Bridport town, Addison County.....	485	472	0	1	1	0	7	4	11	466	
Brighton town, Essex County.....	554	545	0	2	1	0	1	5	3	543	
Bristol CDP, Addison County.....	869	844	1	1	2	0	5	16	5	842	
Bristol town, Addison County.....	1,585	1,544	2	1	6	0	6	26	11	1,537	
Brookfield town, Orange County.....	528	518	1	2	1	0	1	5	1	518	
Brookline town, Windham County.....	206	202	0	1	2	0	0	1	0	202	
Brownington town, Orleans County.....	399	389	1	4	0	0	0	5	1	388	
Brunswick town, Essex County.....	44	43	0	0	0	0	0	1	0	43	
Buels gore, Chittenden County.....	12	11	0	0	0	0	0	1	1	10	
Burke town, Caledonia County.....	730	719	1	4	0	0	1	5	6	717	
Burlington city, Chittenden County.....	16,119	14,842	429	61	380	6	88	313	338	14,632	

Table 14.

Occupied Housing Units (Households) by Race and Hispanic or Latino Origin of Householder: 2010—Con.

[For information on confidentiality protection, nonsampling error, and definitions, see Selected Appendixes at <www.census.gov/prod/cen2010/cph-1-a.pdf>]

State County Place and County Subdivision	Total occupied housing units	Race of householder							Two or More Races	House- holder Hispanic or Latino (of any race)	House- holder White alone, not Hispanic or Latino
		One race									
		White	Black or African American	American Indian and Alaska Native	Asian	Native Hawaiian and Other Pacific Islander	Some Other Race				
PLACE AND COUNTY SUBDIVISION—Con.											
Cabot village, Washington County.....	96	90	0	1	0	0	0	5	1	90	
Cabot town, Washington County.....	570	558	0	1	1	0	0	10	5	555	
Calais town, Washington County.....	675	665	1	2	1	0	0	6	5	662	
Cambridge village, Lamoille County.....	104	100	1	1	0	1	0	1	0	100	
Cambridge town, Lamoille County.....	1,510	1,476	7	4	3	1	1	18	13	1,467	
Canaan CDP, Essex County.....	181	181	0	0	0	0	0	0	0	181	
Canaan town, Essex County.....	439	433	0	2	0	0	0	4	2	431	
Castleton CDP, Rutland County.....	245	243	0	0	0	0	0	2	3	240	
Castleton town, Rutland County.....	1,617	1,588	2	1	5	0	5	16	14	1,579	
Cavendish CDP, Windsor County.....	81	78	0	0	1	0	0	2	1	77	
Cavendish town, Windsor County.....	598	582	3	1	3	0	0	9	7	575	
Charleston town, Orleans County.....	447	424	0	4	0	0	2	17	5	422	
Charlotte town, Chittenden County.....	1,419	1,392	5	1	7	1	3	10	17	1,379	
Chelsea town, Orange County.....	541	528	3	0	1	0	1	8	4	526	
Chester CDP, Windsor County.....	497	485	0	2	2	0	1	7	5	482	
Chester town, Windsor County.....	1,402	1,379	1	5	4	0	2	11	10	1,372	
Chittenden town, Rutland County.....	499	492	0	0	3	0	2	2	8	486	
Clarendon town, Rutland County.....	1,071	1,053	0	2	7	0	1	8	3	1,052	
Colchester town, Chittenden County.....	6,314	6,060	58	22	98	3	12	61	80	6,000	
Concord CDP, Essex County.....	111	107	0	2	0	0	0	2	2	105	
Concord town, Essex County.....	522	506	1	5	1	0	0	9	3	504	
Corinth town, Orange County.....	556	544	1	1	1	0	3	6	5	542	
Cornwall town, Addison County.....	468	460	2	1	0	0	1	4	3	458	
Coventry CDP, Orleans County.....	49	48	0	0	0	0	0	1	1	47	
Coventry town, Orleans County.....	431	413	1	4	0	0	3	10	4	412	
Craftsbury town, Orleans County.....	502	494	0	0	1	0	3	4	5	491	
Danby town, Rutland County.....	550	542	0	0	1	0	1	6	1	541	
Danville CDP, Caledonia County.....	179	173	2	0	0	0	0	4	1	172	
Danville town, Caledonia County.....	928	912	2	1	1	0	2	10	4	909	
Derby town, Orleans County.....	1,968	1,938	4	6	5	0	1	14	11	1,931	
Derby Center village, Orleans County.....	271	268	1	2	0	0	0	0	0	268	
Derby Line village, Orleans County.....	306	299	1	0	3	0	0	3	3	298	
Dorset CDP, Bennington County.....	128	128	0	0	0	0	0	0	3	125	
Dorset town, Bennington County.....	898	887	1	1	2	0	0	7	10	879	
Dover town, Windham County.....	537	522	2	0	2	0	4	7	6	519	
Dummerston town, Windham County.....	823	806	2	1	7	0	1	6	5	801	
Duxbury town, Washington County.....	547	534	2	0	2	0	1	8	3	532	
East Barre CDP, Washington County.....	332	328	2	1	1	0	0	0	2	326	
East Burke CDP, Caledonia County.....	65	64	0	0	0	0	0	0	0	64	
East Haven town, Essex County.....	119	115	0	1	2	0	0	1	0	115	
East Middlebury CDP, Addison County.....	184	179	0	0	1	0	1	3	2	178	
East Montpelier CDP, Washington County.....	34	33	0	0	0	0	0	1	0	33	
East Montpelier town, Washington County.....	1,068	1,048	3	2	2	0	0	13	18	1,030	
Eden town, Lamoille County.....	501	492	0	2	0	0	1	6	4	490	
Elmore town, Lamoille County.....	366	359	0	0	3	0	0	4	3	356	
Enosburg town, Franklin County.....	1,108	1,072	2	11	3	0	2	18	8	1,069	
Enosburg Falls village, Franklin County.....	559	548	0	2	1	0	0	8	1	547	
Essex town, Chittenden County.....	7,887	7,502	87	17	187	1	22	71	100	7,431	
Essex Junction village, Chittenden County.....	3,875	3,662	46	13	104	1	15	34	59	3,621	
Fairfax town, Franklin County.....	1,591	1,568	3	2	7	1	1	9	16	1,554	
Fairfield town, Franklin County.....	718	700	2	6	0	0	2	8	9	696	
Fair Haven town, Rutland County.....	1,135	1,115	4	1	3	0	2	10	8	1,109	
Fair Haven CDP, Rutland County.....	957	940	2	1	2	0	2	10	8	934	
Fairlee CDP, Orange County.....	83	82	0	0	0	0	0	1	0	82	
Fairlee town, Orange County.....	429	422	0	1	1	0	0	5	2	420	
Fayston town, Washington County.....	594	583	1	0	1	0	0	9	4	579	
Ferdinand town, Essex County.....	12	11	0	0	0	0	0	1	0	11	
Ferrisburgh town, Addison County.....	1,119	1,097	2	4	4	0	2	10	12	1,090	
Fletcher town, Franklin County.....	497	490	0	1	1	0	0	5	4	486	
Franklin town, Franklin County.....	547	535	0	2	0	1	2	7	4	533	
Georgia town, Franklin County.....	1,598	1,560	5	7	7	1	3	15	11	1,552	
Glastenbury town, Bennington County.....	3	3	0	0	0	0	0	0	0	3	
Glover CDP, Orleans County.....	114	113	0	0	0	0	0	1	2	111	
Glover town, Orleans County.....	456	451	0	0	0	0	0	5	4	447	
Goshen town, Addison County.....	74	74	0	0	0	0	0	0	1	73	
Grafton town, Windham County.....	313	309	0	0	0	0	1	3	2	308	
Granby town, Essex County.....	43	41	1	0	0	0	0	1	0	41	
Grand Isle town, Grand Isle County.....	854	836	5	3	2	0	1	7	8	831	
Graniteville CDP, Washington County.....	325	316	1	2	0	0	0	6	1	315	
Granville town, Addison County.....	136	134	0	2	0	0	0	0	1	133	

Table 14.

Occupied Housing Units (Households) by Race and Hispanic or Latino Origin of Householder: 2010—Con.

[For information on confidentiality protection, nonsampling error, and definitions, see Selected Appendixes at <www.census.gov/prod/cen2010/cph-1-a.pdf>]

State County Place and County Subdivision	Total occupied housing units	Race of householder							Two or More Races	House- holder Hispanic or Latino (of any race)	House- holder White alone, not Hispanic or Latino
		One race									
		White	Black or African American	American Indian and Alaska Native	Asian	Native Hawaiian and Other Pacific Islander	Some Other Race				
PLACE AND COUNTY SUBDIVISION—Con.											
Greensboro CDP, Orleans County.....	70	70	0	0	0	0	0	0	0	70	
Greensboro town, Orleans County.....	329	323	0	1	2	0	1	2	4	320	
Greensboro Bend CDP, Orleans County.....	89	88	0	0	0	0	0	1	0	88	
Groton CDP, Caledonia County.....	173	170	0	0	1	0	0	2	1	170	
Groton town, Caledonia County.....	413	407	0	0	1	0	1	4	3	405	
Guildhall town, Essex County.....	119	118	0	0	0	0	0	1	1	117	
Guilford town, Windham County.....	902	885	3	1	0	0	3	10	4	884	
Halifax town, Windham County.....	330	325	1	2	0	0	0	2	2	324	
Hancock town, Addison County.....	150	140	0	3	1	0	0	6	1	140	
Hardwick CDP, Caledonia County.....	584	565	2	3	2	0	0	12	2	563	
Hardwick town, Caledonia County.....	1,239	1,204	3	6	2	0	0	24	5	1,199	
Hartford town, Windsor County.....	4,446	4,279	25	13	62	2	6	59	41	4,251	
Hartland CDP, Windsor County.....	160	159	0	0	0	0	0	1	3	156	
Hartland town, Windsor County.....	1,417	1,400	1	0	5	0	2	9	15	1,388	
Highgate town, Franklin County.....	1,311	1,219	1	36	6	0	3	46	4	1,218	
Hinesburg town, Chittenden County.....	1,737	1,704	2	3	4	1	4	19	16	1,693	
Hinesburg CDP, Chittenden County.....	304	296	1	0	0	1	1	5	5	293	
Holland town, Orleans County.....	257	253	0	2	0	0	1	1	3	251	
Hubbardton town, Rutland County.....	315	307	1	0	0	1	0	6	1	306	
Huntington town, Chittenden County.....	753	735	2	2	3	0	0	11	5	731	
Hyde Park village, Lamoille County.....	194	189	2	0	0	0	2	1	0	189	
Hyde Park town, Lamoille County.....	1,214	1,182	7	7	1	0	3	14	5	1,179	
Ira town, Rutland County.....	171	167	0	2	0	0	1	1	2	166	
Irasburg CDP, Orleans County.....	69	67	0	0	0	0	0	2	0	67	
Irasburg town, Orleans County.....	462	450	1	0	2	0	0	9	1	449	
Island Pond CDP, Essex County.....	377	368	0	2	1	0	1	5	2	367	
Isle La Motte town, Grand Isle County.....	204	196	0	1	0	0	1	6	1	196	
Jacksonville village, Windham County.....	93	90	0	1	0	1	0	1	0	90	
Jamaica town, Windham County.....	460	444	2	4	1	0	1	8	8	437	
Jay town, Orleans County.....	223	219	1	2	0	0	0	1	1	218	
Jeffersonville village, Lamoille County.....	325	313	4	1	1	0	0	6	3	311	
Jericho village, Chittenden County.....	514	505	3	1	0	0	2	3	8	498	
Jericho town, Chittenden County.....	1,881	1,856	7	3	5	0	4	6	19	1,841	
Johnson village, Lamoille County.....	444	425	4	1	3	1	2	8	5	421	
Johnson town, Lamoille County.....	1,210	1,169	6	7	4	1	2	21	10	1,160	
Killington town, Rutland County.....	388	381	1	4	1	0	0	1	5	378	
Kirby town, Caledonia County.....	194	191	0	0	0	0	0	3	1	190	
Landgrove town, Bennington County.....	74	73	0	0	0	0	0	1	1	72	
Leicester town, Addison County.....	448	443	0	0	0	0	0	5	3	441	
Lemington town, Essex County.....	50	49	0	0	0	0	1	0	2	48	
Lewis town, Essex County.....	0	0	0	0	0	0	0	0	0	0	
Lincoln town, Addison County.....	512	506	0	2	1	0	1	2	1	505	
Londonderry town, Windham County.....	790	781	2	1	3	0	0	3	5	776	
Lowell CDP, Orleans County.....	89	88	0	1	0	0	0	0	0	88	
Lowell town, Orleans County.....	340	330	1	3	0	0	3	3	5	327	
Ludlow village, Windsor County.....	405	390	2	3	2	0	0	8	4	387	
Ludlow town, Windsor County.....	930	902	2	5	4	0	0	17	5	898	
Lunenburg town, Essex County.....	578	571	1	2	1	0	0	3	2	569	
Lyndon town, Caledonia County.....	2,210	2,167	6	4	14	0	4	15	16	2,153	
Lyndonville village, Caledonia County.....	556	539	2	2	6	0	2	5	10	531	
Maidstone town, Essex County.....	93	92	0	1	0	0	0	0	0	92	
Manchester village, Bennington County.....	423	416	0	0	4	0	1	2	2	415	
Manchester town, Bennington County.....	2,047	1,998	20	3	12	0	3	11	20	1,982	
Manchester Center CDP, Bennington County.....	985	954	15	3	5	0	1	7	15	941	
Marlboro town, Windham County.....	378	366	4	2	1	1	1	3	4	363	
Marshfield village, Washington County.....	106	101	0	0	1	0	0	4	1	100	
Marshfield town, Washington County.....	637	613	5	3	2	0	3	11	7	608	
Mendon town, Rutland County.....	475	459	4	0	5	0	0	7	4	455	
Middlebury CDP, Addison County.....	2,007	1,932	8	5	30	0	5	27	32	1,908	
Middlebury town, Addison County.....	2,787	2,694	9	8	37	0	6	33	36	2,667	
Middlesex town, Washington County.....	687	674	0	0	1	0	0	12	6	669	
Middletown Springs town, Rutland County.....	321	318	1	0	2	0	0	0	1	317	
Milton CDP, Chittenden County.....	740	721	5	3	1	0	1	9	7	715	
Milton town, Chittenden County.....	3,889	3,796	15	19	16	0	1	42	18	3,782	
Monkton town, Addison County.....	741	729	2	1	0	0	2	7	8	725	
Montgomery town, Franklin County.....	509	492	0	3	0	0	0	14	8	485	
Montpelier city, Washington County.....	3,786	3,619	26	11	55	1	13	61	63	3,574	
Moretown town, Washington County.....	696	681	2	3	5	0	2	3	6	677	
Morgan town, Orleans County.....	321	311	0	3	3	0	1	3	3	309	

Table 14.

Occupied Housing Units (Households) by Race and Hispanic or Latino Origin of Householder: 2010—Con.

[For information on confidentiality protection, nonsampling error, and definitions, see Selected Appendixes at <www.census.gov/prod/cen2010/cph-1-a.pdf>]

State County Place and County Subdivision	Total occupied housing units	Race of householder							Two or More Races	House- holder Hispanic or Latino (of any race)	House- holder White alone, not Hispanic or Latino
		One race									
		White	Black or African American	American Indian and Alaska Native	Asian	Native Hawaiian and Other Pacific Islander	Some Other Race				
PLACE AND COUNTY SUBDIVISION—Con.											
Morristown town, Lamoille County.....	2,197	2,136	11	10	4	0	9	27	19	2,126	
Morrisville village, Lamoille County.....	878	849	6	6	2	0	5	10	10	845	
Mount Holly town, Rutland County.....	541	532	1	0	2	0	1	5	5	528	
Mount Tabor town, Rutland County.....	116	115	0	1	0	0	0	0	1	114	
Newark town, Caledonia County.....	266	260	0	1	0	0	0	5	0	260	
Newbury village, Orange County.....	183	181	0	0	0	0	0	2	1	180	
Newbury town, Orange County.....	986	970	1	2	1	0	1	11	5	967	
Newfane village, Windham County.....	61	60	1	0	0	0	0	0	1	60	
Newfane town, Windham County.....	771	756	2	3	0	0	2	8	6	753	
New Haven town, Addison County.....	689	677	0	1	1	0	3	7	4	675	
Newport city, Orleans County.....	1,855	1,800	7	13	4	1	4	26	13	1,791	
Newport town, Orleans County.....	664	653	1	2	0	0	0	8	3	651	
Newport Center CDP, Orleans County.....	107	107	0	0	0	0	0	0	1	106	
North Bennington village, Bennington County.....	464	446	7	0	4	0	2	5	7	441	
Northfield village, Washington County.....	818	784	6	2	7	0	0	19	7	780	
Northfield town, Washington County.....	1,906	1,853	11	3	13	0	1	25	12	1,844	
North Hartland CDP, Windsor County.....	131	129	1	0	0	0	0	1	3	127	
North Hero town, Grand Isle County.....	349	339	0	3	0	1	1	5	7	334	
North Springfield CDP, Windsor County.....	245	238	0	1	2	0	0	4	4	236	
North Troy village, Orleans County.....	260	256	0	2	0	0	0	2	0	256	
North Westminster village, Windham County	101	97	0	0	2	0	1	1	2	96	
Norton town, Essex County.....	87	85	0	0	0	0	0	2	1	85	
Norwich CDP, Windsor County.....	364	345	0	0	10	0	0	9	1	344	
Norwich town, Windsor County.....	1,386	1,336	4	2	29	0	4	11	7	1,330	
Old Bennington village, Bennington County..	59	58	0	0	0	0	1	0	0	58	
Orange town, Orange County.....	425	420	0	2	0	0	1	2	2	419	
Orleans village, Orleans County.....	349	336	2	1	2	0	0	8	4	334	
Orwell town, Addison County.....	485	476	1	2	2	0	1	3	3	474	
Panton town, Addison County.....	267	261	0	2	2	0	0	2	3	258	
Pawlet town, Rutland County.....	606	596	0	0	0	0	2	8	8	591	
Peacham town, Caledonia County.....	299	296	0	1	0	0	1	1	0	296	
Perkinsville village, Windsor County.....	56	55	0	0	1	0	0	0	0	55	
Peru town, Bennington County.....	165	161	0	0	0	0	0	4	1	160	
Pittsfield town, Rutland County.....	245	242	1	0	0	0	1	1	3	240	
Pittsford CDP, Rutland County.....	337	330	1	1	0	0	1	4	0	330	
Pittsford town, Rutland County.....	1,277	1,248	4	7	2	0	1	15	5	1,243	
Plainfield CDP, Washington County.....	177	169	0	2	0	0	0	6	1	169	
Plainfield town, Washington County.....	528	510	2	3	0	0	0	13	1	510	
Plymouth town, Windsor County.....	290	286	0	2	0	0	0	2	0	286	
Pomfret town, Windsor County.....	393	388	0	2	1	0	0	2	6	382	
Poultney village, Rutland County.....	493	482	3	1	1	0	1	5	3	481	
Poultney town, Rutland County.....	1,250	1,229	6	3	3	0	1	8	4	1,227	
Pownal town, Bennington County.....	1,429	1,402	6	7	3	0	1	10	9	1,398	
Proctor town, Rutland County.....	717	703	2	0	0	1	1	10	5	699	
Proctorsville CDP, Windsor County.....	207	202	2	0	1	0	0	2	4	198	
Putney CDP, Windham County.....	283	273	0	0	0	0	1	5	1	272	
Putney town, Windham County.....	1,001	975	9	2	2	0	1	12	9	967	
Quechee CDP, Windsor County.....	274	265	3	0	2	0	2	2	2	265	
Randolph CDP, Orange County.....	890	869	3	6	5	0	2	5	10	861	
Randolph town, Orange County.....	1,827	1,788	5	7	12	0	3	12	19	1,772	
Reading town, Windsor County.....	290	288	0	0	1	0	0	1	1	287	
Readsboro CDP, Bennington County.....	141	139	1	0	0	0	0	1	0	139	
Readsboro town, Bennington County.....	336	333	1	0	1	0	0	1	1	332	
Richford CDP, Franklin County.....	557	534	3	4	2	0	0	14	2	532	
Richford town, Franklin County.....	900	867	3	7	2	1	0	20	2	865	
Richmond CDP, Chittenden County.....	298	290	1	0	0	0	0	7	2	288	
Richmond town, Chittenden County.....	1,586	1,555	3	0	2	0	0	26	8	1,550	
Ripton town, Addison County.....	263	251	0	1	1	0	1	9	4	250	
Rochester CDP, Windsor County.....	148	146	0	0	0	0	0	2	3	143	
Rochester town, Windsor County.....	532	519	2	2	2	0	0	7	12	507	
Rockingham town, Windham County.....	2,197	2,128	13	3	6	1	5	41	24	2,113	
Roxbury town, Washington County.....	300	295	0	1	0	0	1	3	1	295	
Royalton town, Windsor County.....	1,288	1,234	15	3	13	1	5	17	18	1,223	
Rupert town, Bennington County.....	309	302	0	1	0	0	2	4	2	302	
Rutland city, Rutland County.....	7,404	7,191	40	24	39	3	15	92	63	7,148	
Rutland town, Rutland County.....	1,754	1,726	6	3	9	0	1	9	11	1,717	
Ryegate town, Caledonia County.....	478	463	3	1	1	0	2	8	3	463	
St. Albans city, Franklin County.....	2,977	2,847	17	32	15	2	5	59	38	2,818	
St. Albans town, Franklin County.....	2,277	2,212	9	18	8	0	3	27	11	2,204	

Table 14.

Occupied Housing Units (Households) by Race and Hispanic or Latino Origin of Householder: 2010—Con.

[For information on confidentiality protection, nonsampling error, and definitions, see Selected Appendixes at <www.census.gov/prod/cen2010/cph-1-a.pdf>]

State County Place and County Subdivision	Total occupied housing units	Race of householder							House- holder Hispanic or Latino (of any race)	House- holder White alone, not Hispanic or Latino
		One race						Two or More Races		
		White	Black or African American	American Indian and Alaska Native	Asian	Native Hawaiian and Other Pacific Islander	Some Other Race			
PLACE AND COUNTY SUBDIVISION—Con.										
St. George town, Chittenden County.....	275	269	0	2	0	0	0	4	1	268
St. Johnsbury CDP, Caledonia County.....	2,623	2,535	9	17	19	0	11	32	33	2,511
St. Johnsbury town, Caledonia County.....	3,158	3,058	9	19	20	0	12	40	35	3,033
Salisbury town, Addison County.....	444	438	0	2	1	0	1	2	4	435
Sandgate town, Bennington County.....	162	159	1	0	1	0	0	1	2	158
Saxtons River village, Windham County.....	210	205	0	0	1	0	0	4	3	202
Searsburg town, Bennington County.....	44	43	0	0	0	0	0	1	1	42
Shaftsbury town, Bennington County.....	1,508	1,475	3	2	6	0	7	15	15	1,468
Sharon town, Windsor County.....	621	606	2	5	3	0	0	5	6	600
Sheffield town, Caledonia County.....	283	276	1	2	0	0	0	4	1	276
Shelburne CDP, Chittenden County.....	262	255	1	1	1	0	0	4	1	254
Shelburne town, Chittenden County.....	2,880	2,819	11	4	28	1	5	12	19	2,804
Sheldon town, Franklin County.....	815	793	2	4	0	0	3	13	9	788
Shoreham town, Addison County.....	510	501	3	2	1	0	3	0	7	497
Shrewsbury town, Rutland County.....	446	440	2	0	1	0	0	3	2	438
Somerset town, Windham County.....	3	3	0	0	0	0	0	0	0	3
South Barre CDP, Washington County.....	531	523	2	0	2	0	0	4	6	517
South Burlington city, Chittenden County.....	7,987	7,435	113	19	314	1	18	87	109	7,349
South Hero town, Grand Isle County.....	673	652	1	5	2	1	1	11	4	649
South Royalton CDP, Windsor County.....	421	387	10	1	11	1	1	10	5	385
South Shaftsbury CDP, Bennington County..	293	289	1	0	2	0	0	1	1	289
Springfield CDP, Windsor County.....	1,779	1,725	5	4	7	0	8	30	18	1,714
Springfield town, Windsor County.....	3,903	3,804	12	8	15	0	9	55	34	3,780
Stamford town, Bennington County.....	334	329	1	0	0	0	0	4	5	324
Stannard town, Caledonia County.....	85	83	1	0	0	0	0	1	0	83
Starksboro town, Addison County.....	698	686	0	1	2	0	2	7	3	683
Stockbridge town, Windsor County.....	339	329	1	3	0	0	0	6	2	327
Stowe CDP, Lamoille County.....	304	291	2	2	6	0	0	3	6	287
Stowe town, Lamoille County.....	1,948	1,907	10	5	15	0	2	9	29	1,882
Strafford town, Orange County.....	453	441	1	0	1	0	3	7	5	438
Stratton town, Windham County.....	98	96	0	1	0	1	0	0	0	96
Sudbury town, Rutland County.....	239	234	1	1	0	0	1	2	1	234
Sunderland town, Bennington County.....	393	387	0	0	2	0	0	4	4	383
Sutton town, Caledonia County.....	403	390	0	1	0	0	0	12	3	389
Swanton village, Franklin County.....	999	936	1	34	3	0	1	24	5	932
Swanton town, Franklin County.....	2,558	2,416	4	67	5	0	7	59	17	2,407
Theftord town, Orange County.....	1,097	1,069	3	3	7	0	1	14	11	1,058
Tinmouth town, Rutland County.....	254	243	1	2	0	0	0	8	0	243
Topsham town, Orange County.....	463	452	1	3	0	0	0	7	1	451
Townshend town, Windham County.....	574	562	1	1	3	0	0	7	10	555
Troy CDP, Orleans County.....	109	107	0	1	0	0	0	1	0	107
Troy town, Orleans County.....	687	678	0	4	0	0	1	4	1	678
Tunbridge town, Orange County.....	556	546	3	3	2	0	1	1	3	543
Underhill town, Chittenden County.....	1,133	1,115	3	1	4	0	0	10	10	1,106
Vergennes city, Addison County.....	994	964	2	3	10	0	0	15	6	959
Vernon town, Windham County.....	865	845	4	2	4	0	4	6	11	839
Vershire town, Orange County.....	300	287	1	1	1	0	1	9	0	287
Victory town, Essex County.....	36	36	0	0	0	0	0	0	0	36
Waitsfield CDP, Washington County.....	86	84	0	0	0	0	1	1	0	84
Waitsfield town, Washington County.....	776	758	1	2	4	0	2	9	9	751
Walden town, Caledonia County.....	374	367	1	1	0	0	1	4	3	366
Wallingford CDP, Rutland County.....	362	361	0	0	0	0	0	1	4	357
Wallingford town, Rutland County.....	882	878	0	1	0	0	0	3	7	871
Waltham town, Addison County.....	204	202	0	2	0	0	0	0	2	201
Wardsboro town, Windham County.....	374	366	3	0	0	1	0	4	2	364
Warner's grant, Essex County.....	0	0	0	0	0	0	0	0	0	0
Warren town, Washington County.....	771	755	4	3	2	1	0	6	6	749
Warren's gore, Essex County.....	2	2	0	0	0	0	0	0	0	2
Washington town, Orange County.....	437	429	2	0	2	0	0	4	1	428
Waterbury village, Washington County.....	842	815	4	4	7	0	2	10	13	806
Waterbury town, Washington County.....	2,207	2,149	7	5	13	0	4	29	22	2,132
Waterford town, Caledonia County.....	505	502	0	1	0	0	1	1	3	500
Waterville town, Lamoille County.....	274	266	0	2	0	0	0	6	0	266
Weathersfield town, Windsor County.....	1,253	1,229	1	1	4	0	2	16	7	1,223
Websterville CDP, Washington County.....	234	230	1	0	0	0	0	3	5	226
Wells CDP, Rutland County.....	183	181	0	0	0	0	0	2	2	180
Wells town, Rutland County.....	515	508	1	0	1	0	0	5	2	507
Wells River village, Orange County.....	189	183	0	2	1	0	0	3	1	183
West Brattleboro CDP, Windham County.....	1,281	1,224	11	4	14	0	3	25	18	1,216
West Burke village, Caledonia County.....	142	142	0	0	0	0	0	0	1	141

Table 14.

Occupied Housing Units (Households) by Race and Hispanic or Latino Origin of Householder: 2010—Con.

[For information on confidentiality protection, nonsampling error, and definitions, see Selected Appendixes at <www.census.gov/prod/cen2010/cph-1-a.pdf>]

State County Place and County Subdivision	Total occupied housing units	Race of householder							Two or More Races	House- holder Hispanic or Latino (of any race)	House- holder White alone, not Hispanic or Latino
		One race									
		White	Black or African American	American Indian and Alaska Native	Asian	Native Hawaiian and Other Pacific Islander	Some Other Race				
PLACE AND COUNTY SUBDIVISION—Con.											
West Fairlee town, Orange County.....	275	267	0	1	0	0	1	6	0	267	
Westfield town, Orleans County.....	227	221	0	0	0	0	0	6	1	220	
Westford town, Chittenden County.....	757	742	1	3	1	0	1	9	3	739	
West Haven town, Rutland County.....	112	111	1	0	0	0	0	0	0	111	
Westminster village, Windham County.....	128	128	0	0	0	0	0	0	1	127	
Westminster town, Windham County.....	1,298	1,265	1	5	8	0	2	17	8	1,259	
Westmore town, Orleans County.....	165	164	0	0	0	0	0	1	0	164	
Weston town, Windsor County.....	262	259	1	0	2	0	0	0	0	259	
West Rutland town, Rutland County.....	980	963	3	4	2	0	0	8	3	960	
West Rutland CDP, Rutland County.....	859	843	3	4	2	0	0	7	2	841	
West Windsor town, Windsor County.....	499	492	0	1	1	0	1	4	4	490	
Weybridge town, Addison County.....	331	324	2	1	2	0	0	2	6	319	
Wheelock town, Caledonia County.....	322	312	0	3	0	0	1	6	1	311	
White River Junction CDP, Windsor County.....	1,060	1,011	8	6	12	2	2	19	18	999	
Whiting town, Addison County.....	167	163	1	0	0	0	2	1	4	161	
Whitingham town, Windham County.....	574	568	2	1	1	1	0	1	1	567	
Wilder CDP, Windsor County.....	715	685	0	1	12	0	1	16	6	680	
Williamstown CDP, Orange County.....	518	513	1	0	1	0	1	2	6	508	
Williamstown town, Orange County.....	1,379	1,363	1	1	1	0	2	11	13	1,352	
Williston town, Chittenden County.....	3,514	3,408	22	6	51	0	5	22	40	3,375	
Wilmington CDP, Windham County.....	222	217	1	1	0	0	0	3	1	216	
Wilmington town, Windham County.....	866	852	3	2	3	1	0	5	10	842	
Windham town, Windham County.....	187	185	1	0	0	0	0	1	1	184	
Windsor town, Windsor County.....	1,492	1,463	6	3	4	1	1	14	15	1,450	
Windsor CDP, Windsor County.....	919	899	4	2	3	1	0	10	10	890	
Winhall town, Bennington County.....	343	335	3	1	1	0	0	3	2	333	
Winooski city, Chittenden County.....	3,197	2,851	126	13	126	0	16	65	55	2,819	
Wolcott town, Lamoille County.....	641	628	1	6	0	0	2	4	5	624	
Woodbury town, Washington County.....	399	389	0	2	0	0	0	8	5	384	
Woodford town, Bennington County.....	180	174	0	0	5	0	0	1	3	172	
Woodstock village, Windsor County.....	441	433	4	1	2	0	0	1	1	432	
Woodstock town, Windsor County.....	1,392	1,372	6	1	2	0	1	10	9	1,365	
Worcester CDP, Washington County.....	47	46	0	1	0	0	0	0	0	46	
Worcester town, Washington County.....	390	378	1	5	1	0	2	3	3	376	

Table 15.

Land Area and Population Density: 2010

[For information on confidentiality protection, nonsampling error, and definitions, see Selected Appendixes at <www.census.gov/prod/cen2010/cph-1-a.pdf>]

State County County Subdivision Place	Land area in square miles	Total population		State County County Subdivision Place	Land area in square miles	Total population	
		Number	Average per square mile			Number	Average per square mile
Vermont.....	9,216.66	625,741	67.9	Caledonia County--Con.			
Addison County.....	766.33	36,821	48.0	Sutton town.....	38.18	1,029	27.0
Addison town.....	41.53	1,371	33.0	Walden town.....	38.59	935	24.2
Bridport town.....	43.73	1,218	27.9	Waterford town.....	38.32	1,280	33.4
Bristol town.....	41.52	3,894	93.8	Wheelock town.....	39.50	811	20.5
Bristol CDP.....	2.13	2,030	953.9	Chittenden County.....	536.58	156,545	291.7
Cornwall town.....	28.45	1,185	41.7	Bolton town.....	42.26	1,182	28.0
Ferrisburgh town.....	47.42	2,775	58.5	Buels gore.....	4.96	30	6.0
Goshen town.....	20.65	164	7.9	Burlington city.....	10.31	42,417	4,115.6
Granville town.....	51.41	298	5.8	Charlotte town.....	41.26	3,754	91.0
Hancock town.....	38.02	323	8.5	Colchester town.....	36.32	17,067	469.9
Leicester town.....	20.85	1,100	52.8	Essex town.....	38.82	19,587	504.5
Lincoln town.....	44.41	1,271	28.6	Essex Junction village.....	4.57	9,271	2,030.7
Middlebury town.....	38.83	8,496	218.8	Hinesburg town.....	39.43	4,396	111.5
East Middlebury CDP.....	0.71	425	599.5	Hinesburg CDP.....	0.70	658	940.8
Middlebury CDP.....	13.91	6,588	473.6	Huntington town.....	37.94	1,938	51.1
Monkton town.....	35.87	1,980	55.2	Jericho town.....	35.39	5,009	141.5
New Haven town.....	41.18	1,727	41.9	Jericho village.....	1.40	1,329	950.5
Orwell town.....	47.18	1,250	26.5	Milton town.....	51.38	10,352	201.5
Panton town.....	15.51	677	43.7	Milton CDP.....	1.40	1,861	1,326.3
Ripton town.....	49.69	588	11.8	Richmond town.....	32.23	4,081	126.6
Salisbury town.....	28.88	1,136	39.3	Richmond CDP.....	0.89	723	813.9
Shoreham town.....	43.44	1,265	29.1	St. George town.....	3.56	674	189.5
Starksboro town.....	45.68	1,777	38.9	Shelburne town.....	24.31	7,144	293.9
Vergennes city.....	2.43	2,588	1,065.0	Shelburne CDP.....	0.63	592	938.3
Waltham town.....	8.94	486	54.3	South Burlington city.....	16.49	17,904	1,085.6
Weybridge town.....	17.14	833	48.6	Underhill town.....	51.33	3,016	58.8
Whiting town.....	13.58	419	30.9	Westford town.....	39.08	2,029	51.9
Bennington County.....	674.98	37,125	55.0	Williston town.....	30.08	8,698	289.2
Arlington town.....	42.24	2,317	54.9	Winooski city.....	1.43	7,267	5,076.6
Arlington CDP (part).....	3.02	1,072	354.5	Essex County.....	663.60	6,306	9.5
Bennington town.....	42.25	15,764	373.1	Averill town.....	36.01	24	0.7
Bennington CDP.....	4.80	9,074	1,889.8	Avery's gore.....	17.54	0	0.0
North Bennington village.....	1.86	1,643	882.0	Bloomfield town.....	40.30	221	5.5
Old Bennington village.....	0.37	139	378.1	Brighton town.....	51.86	1,222	23.6
Dorset town.....	47.75	2,031	42.5	Island Pond CDP.....	4.17	821	197.0
Dorset CDP.....	1.22	249	204.5	Brunswick town.....	25.47	112	4.4
Glastenbury town.....	44.44	8	0.2	Canaan town.....	33.01	972	29.4
Landgrove town.....	9.13	158	17.3	Beecher Falls CDP.....	1.26	177	140.2
Manchester town.....	42.13	4,391	104.2	Canaan CDP.....	1.58	392	247.5
Manchester village.....	3.54	749	211.3	Concord town.....	51.33	1,235	24.1
Manchester Center CDP.....	4.52	2,120	469.2	Concord CDP.....	1.10	271	246.6
Peru town.....	37.22	375	10.1	East Haven town.....	37.36	290	7.8
Pownal town.....	46.46	3,527	75.9	Ferdinand town.....	52.58	32	0.6
Readsboro town.....	36.33	763	21.0	Granby town.....	39.04	88	2.3
Readsboro CDP.....	1.23	321	261.2	Guildhall town.....	32.78	261	8.0
Rupert town.....	44.57	714	16.0	Lemington town.....	35.38	104	2.9
Sandgate town.....	42.14	405	9.6	Lewis town.....	39.53	0	0.0
Searsburg town.....	21.44	109	5.1	Lunenburg town.....	45.07	1,302	28.9
Shaftsbury town.....	43.09	3,590	83.3	Maidstone town.....	30.56	208	6.8
South Shaftsbury CDP.....	2.24	683	304.7	Norton town.....	39.21	169	4.3
Stamford town.....	39.50	824	20.9	Victory town.....	42.88	62	1.4
Sunderland town.....	45.34	956	21.1	Warner's grant.....	3.15	0	0.0
Arlington CDP (part).....	0.66	141	214.9	Warren's gore.....	10.55	4	0.4
Winhall town.....	43.54	769	17.7	Franklin County.....	633.71	47,746	75.3
Woodford town.....	47.42	424	8.9	Bakersfield town.....	44.52	1,322	29.7
Caledonia County.....	648.86	31,227	48.1	Berkshire town.....	42.00	1,692	40.3
Barnet town.....	42.25	1,708	40.4	Enosburg town.....	48.23	2,781	57.7
Barnet CDP.....	0.62	129	207.3	Enosburg Falls village.....	3.56	1,329	373.8
Burke town.....	33.90	1,753	51.7	Fairfax town.....	39.85	4,285	107.5
East Burke CDP.....	0.52	132	251.5	Fairfield town.....	67.40	1,891	28.1
West Burke village.....	0.47	343	723.2	Fletcher town.....	37.73	1,277	33.8
Danville town.....	60.72	2,196	36.2	Franklin town.....	38.37	1,405	36.6
Danville CDP.....	1.02	383	374.0	Georgia town.....	39.33	4,515	114.8
Groton town.....	53.76	1,022	19.0	Highgate town.....	50.73	3,535	69.7
Groton CDP.....	2.05	437	213.3	Montgomery town.....	56.63	1,201	21.2
Hardwick town.....	38.62	3,010	77.9	Richford town.....	43.02	2,308	53.6
Hardwick CDP.....	1.44	1,345	935.1	Richford CDP.....	1.85	1,361	734.0
Kirby town.....	24.37	493	20.2	St. Albans city.....	2.03	6,918	3,414.9
Lyndon town.....	39.46	5,981	151.6	St. Albans town.....	37.02	5,999	162.0
Lyndonville village.....	0.71	1,207	1,704.7	Sheldon town.....	38.81	2,190	56.4
Newark town.....	36.75	581	15.8	Swanton town.....	48.03	6,427	133.8
Peacham town.....	46.64	732	15.7	Swanton village.....	0.76	2,386	3,136.6
Ryegate town.....	36.48	1,174	32.2	Grand Isle County.....	81.81	6,970	85.2
St. Johnsbury town.....	36.39	7,603	208.9	Alburg town.....	29.14	1,998	68.6
St. Johnsbury CDP.....	12.85	6,193	481.9	Alburg village.....	0.64	497	779.4
Sheffield town.....	32.52	703	21.6	Grand Isle town.....	16.42	2,067	125.9
Stannard town.....	12.43	216	17.4				

Table 15.

Land Area and Population Density: 2010—Con.

[For information on confidentiality protection, nonsampling error, and definitions, see Selected Appendixes at <www.census.gov/prod/cen2010/cph-1-a.pdf>]

State County County Subdivision Place	Land area in square miles	Total population		State County County Subdivision Place	Land area in square miles	Total population	
		Number	Average per square mile			Number	Average per square mile
Grand Isle County—Con.				Orleans County—Con.			
Isle La Motte town.....	7.88	471	59.7	Troy town—Con.			
North Hero town.....	13.45	803	59.7	Troy CDP.....	0.93	243	261.6
South Hero town.....	14.91	1,631	109.4	Westfield town.....	40.09	536	13.4
				Westmore town.....	34.26	350	10.2
Lamoille County.....	458.80	24,475	53.3	Rutland County.....	929.82	61,642	66.3
Belvidere town.....	32.09	348	10.8	Benson town.....	43.98	1,056	24.0
Cambridge town.....	63.19	3,659	57.9	Benson CDP.....	3.87	308	79.5
Cambridge village.....	1.24	236	190.8	Brandon town.....	39.92	3,966	99.3
Jeffersonville village.....	0.78	729	939.4	Brandon CDP.....	2.84	1,648	581.2
Eden town.....	63.30	1,323	20.9	Castleton town.....	38.90	4,717	121.3
Elmore town.....	39.03	855	21.9	Castleton CDP.....	1.26	1,485	1,175.7
Hyde Park town.....	37.59	2,954	78.6	Chittenden town.....	72.58	1,258	17.3
Hyde Park village.....	1.16	462	398.9	Clarendon town.....	31.31	2,571	82.1
Johnson town.....	44.71	3,446	77.1	Danby town.....	41.41	1,311	31.7
Johnson village.....	1.17	1,443	1,236.5	Fair Haven town.....	17.44	2,734	156.7
Morristown town.....	51.15	5,227	102.2	Fair Haven CDP.....	2.74	2,269	829.1
Morrisville village.....	1.86	1,958	1,053.9	Hubbardton town.....	27.46	706	25.7
Stowe town.....	72.60	4,314	59.4	Ira town.....	22.78	432	19.0
Stowe CDP.....	0.77	495	640.5	Killington town.....	46.58	811	17.4
Waterville town.....	16.35	673	41.2	Mendon town.....	38.06	1,059	27.8
Wolcott town.....	38.79	1,676	43.2	Middletown Springs town.....	22.30	745	33.4
				Mount Holly town.....	49.11	1,237	25.2
Orange County.....	687.03	28,936	42.1	Mount Tabor town.....	43.67	255	5.8
Bradford town.....	29.59	2,797	94.5	Pawlet town.....	42.69	1,477	34.6
Bradford CDP.....	0.54	788	1,453.2	Pittsfield town.....	20.39	546	26.8
Braintree town.....	38.29	1,246	32.5	Pittsfield town.....	43.33	2,991	69.0
Brookfield town.....	40.79	1,292	31.7	Pittsford CDP.....	1.80	740	410.8
Chelsea town.....	39.89	1,238	31.0	Poultney town.....	42.91	3,432	80.0
Corinth town.....	48.44	1,367	28.2	Poultney village.....	0.63	1,612	2,547.1
Fairlee town.....	20.13	977	48.5	Proctor town.....	7.43	1,741	234.2
Fairlee CDP.....	0.58	189	324.3	Rutland city.....	7.56	16,495	2,182.8
Newbury town.....	64.02	2,216	34.6	Rutland town.....	19.17	4,054	211.5
Newbury village.....	4.96	365	73.6	Shrewsbury town.....	49.96	1,056	21.1
Wells River village.....	1.88	399	212.7	Sudbury town.....	21.47	560	26.1
Orange town.....	38.73	1,072	27.7	Tinmouth town.....	28.55	613	21.5
Randolph town.....	48.04	4,778	99.5	Wallingford town.....	42.99	2,079	48.4
Randolph CDP.....	4.26	1,974	463.3	Wallingford CDP.....	1.66	830	499.0
Stratford town.....	44.11	1,098	24.9	Wells town.....	22.11	1,150	52.0
Thetford town.....	43.39	2,588	59.7	Wells CDP.....	0.79	397	501.1
Topsham town.....	48.90	1,173	24.0	West Haven town.....	27.83	264	9.5
Tunbridge town.....	44.56	1,284	28.8	West Rutland town.....	17.93	2,326	129.7
Vershire town.....	36.49	730	20.0	West Rutland CDP.....	3.68	2,024	549.8
Washington town.....	38.81	1,039	26.8				
West Fairlee town.....	22.59	652	28.9	Washington County.....	687.23	59,534	86.6
Williamstown town.....	40.25	3,389	84.2	Barre city.....	3.95	9,052	2,294.4
Williamstown CDP.....	3.36	1,162	345.9	Barre town.....	30.56	7,924	259.3
				East Barre CDP.....	2.67	826	309.2
Orleans County.....	693.27	27,231	39.3	Graniteville CDP.....	1.70	784	462.2
Albany town.....	38.24	941	24.6	South Barre CDP.....	1.96	1,219	621.7
Albany village.....	1.54	193	125.2	Websterville CDP.....	1.66	550	330.5
Barton town.....	43.25	2,810	65.0	Berlin town.....	36.27	2,887	79.6
Barton village.....	1.18	737	622.6	Cabot town.....	37.26	1,433	38.5
Orleans village.....	0.91	818	900.9	Cabot village.....	1.13	233	206.2
Brownington town.....	28.19	988	35.1	Calais town.....	37.95	1,607	42.4
Charleston town.....	37.39	1,023	27.4	Duxbury town.....	42.93	1,337	31.1
Coventry town.....	26.59	1,086	40.8	East Montpelier town.....	31.87	2,576	80.8
Coventry CDP.....	0.27	97	365.9	East Montpelier CDP.....	0.09	80	877.0
Craftsbury town.....	39.20	1,206	30.8	Fayston town.....	36.44	1,353	37.1
Derby town.....	49.12	4,621	94.1	Marshfield town.....	43.01	1,588	36.9
Derby Center village.....	1.39	597	428.6	Marshfield village.....	0.26	273	1,057.6
Derby Line village.....	0.72	673	929.4	Middlesex town.....	39.57	1,731	43.7
Glover town.....	37.62	1,122	29.8	Montpelier city.....	10.06	7,855	781.2
Glover CDP.....	1.75	303	173.2	Moretown town.....	39.89	1,658	41.6
Greensboro town.....	37.64	762	20.2	Northfield town.....	43.50	6,207	142.7
Greensboro CDP.....	2.58	109	42.2	Northfield village.....	1.37	2,101	1,534.4
Greensboro Bend CDP.....	2.21	232	105.0	Plainfield town.....	20.96	1,243	59.3
Holland town.....	37.34	629	16.8	Plainfield CDP.....	0.23	401	1,775.0
Irasburg town.....	40.30	1,163	28.9	Roxbury town.....	41.98	691	16.5
Irasburg CDP.....	0.98	163	165.9	Waitsfield town.....	26.72	1,719	64.3
Jay town.....	33.92	521	15.4	Waitsfield CDP.....	0.38	164	426.6
Lowell town.....	56.00	879	15.7	Warren town.....	39.93	1,705	42.7
Lowell CDP.....	2.88	228	79.2	Waterbury town.....	48.24	5,064	105.0
Morgan town.....	30.91	749	24.2	Waterbury village.....	1.89	1,763	934.8
Newport city.....	5.83	4,589	787.2	Woodbury town.....	37.51	906	24.2
Newport town.....	41.65	1,594	38.3	Worcester town.....	38.66	998	25.8
Newport Center CDP.....	0.19	274	1,458.6	Worcester CDP.....	0.07	112	1,678.3
Troy town.....	35.74	1,662	46.5				
North Troy village.....	1.87	620	331.2				

Table 15.

Land Area and Population Density: 2010—Con.

[For information on confidentiality protection, nonsampling error, and definitions, see Selected Appendixes at <www.census.gov/prod/cen2010/cph-1-a.pdf>]

State County County Subdivision Place	Land area in square miles	Total population	
		Number	Average per square mile
Windham County.....	785.31	44,513	56.7
Athens town.....	13.04	442	33.9
Brattleboro town.....	31.83	12,046	378.5
Brattleboro CDP.....	4.18	7,414	1,772.7
West Brattleboro CDP.....	1.63	2,740	1,676.5
Brookline town.....	12.83	530	41.3
Dover town.....	35.24	1,124	31.9
Dummerston town.....	30.59	1,864	60.9
Grafton town.....	38.27	679	17.7
Guilford town.....	39.83	2,121	53.3
Halifax town.....	39.71	728	18.3
Jamaica town.....	48.93	1,035	21.2
Londonderry town.....	35.39	1,769	50.0
Marlboro town.....	40.27	1,078	26.8
Newfane town.....	40.22	1,726	42.9
Newfane village.....	0.18	118	673.1
Putney town.....	26.76	2,702	101.0
Putney CDP.....	1.43	523	365.1
Rockingham town.....	41.43	5,282	127.5
Bellows Falls village.....	1.37	3,148	2,289.9
Saxtons River village.....	0.47	565	1,203.4
Somerset town.....	25.91	3	0.1
Stratton town.....	46.09	216	4.7
Townshend town.....	42.22	1,232	29.2
Vernon town.....	19.45	2,206	113.4
Wardsboro town.....	29.20	900	30.8
Westminster town.....	45.84	3,178	69.3
North Westminster village.....	0.33	247	742.2
Westminster village.....	1.34	291	217.1
Whitingham town.....	36.54	1,357	37.1
Jacksonville village.....	1.14	223	195.8
Wilmington town.....	39.69	1,876	47.3
Wilmington CDP.....	1.00	463	465.3
Windham town.....	26.01	419	16.1
Windsor County.....	969.34	56,670	58.5
Andover town.....	28.72	467	16.3
Baltimore town.....	4.65	244	52.5
Barnard town.....	48.65	947	19.5
Bethel town.....	45.18	2,030	44.9
Bethel CDP.....	1.60	569	356.5
Bridgewater town.....	49.41	936	18.9
Cavendish town.....	39.47	1,367	34.6
Cavendish CDP.....	0.65	179	273.5
Proctorsville CDP.....	2.87	454	158.1
Chester town.....	55.68	3,154	56.6
Chester CDP.....	1.26	1,005	797.0
Hartford town.....	45.00	9,952	221.2
Quechee CDP.....	1.85	656	354.2
White River Junction CDP.....	1.65	2,286	1,384.2
Wilder CDP.....	0.81	1,690	2,078.3
Hartland town.....	44.89	3,393	75.6
Hartland CDP.....	1.09	380	349.7
North Hartland CDP.....	1.00	302	300.6
Ludlow town.....	35.18	1,963	55.8
Ludlow village.....	1.34	811	606.1
Norwich town.....	44.46	3,414	76.8
Norwich CDP.....	1.45	878	604.3
Plymouth town.....	48.12	619	12.9
Pomfret town.....	39.39	904	22.9
Reading town.....	41.47	666	16.1
Rochester town.....	57.07	1,139	20.0
Rochester CDP.....	0.63	299	471.8
Royalton town.....	40.36	2,773	68.7
South Royalton CDP.....	1.11	694	623.9
Sharon town.....	39.66	1,502	37.9
Springfield town.....	49.02	9,373	191.2
North Springfield CDP.....	1.10	573	518.9
Springfield CDP.....	2.29	3,979	1,734.1
Stockbridge town.....	45.89	736	16.0
Weathersfield town.....	43.64	2,825	64.7
Ascutney CDP.....	1.64	540	328.8
Perkinsville village.....	0.18	130	713.3
Weston town.....	34.97	566	16.2
West Windsor town.....	24.63	1,099	44.6
Windsor town.....	19.47	3,553	182.5
Windsor CDP.....	1.21	2,066	1,701.3
Woodstock town.....	44.36	3,048	68.7
Woodstock village.....	1.00	900	902.8

Table 16.

Land Area and Population Density: 2010

[For information on confidentiality protection, nonsampling error, and definitions, see Selected Appendixes at <www.census.gov/prod/cen2010/cph-1-a.pdf>]

State County Place and County Subdivision	Land area in square miles	Total population		State County Place and County Subdivision	Land area in square miles	Total population	
		Number	Average per square mile			Number	Average per square mile
Vermont.....	9,216.66	625,741	67.9	PLACE AND COUNTY SUBDIVISION—Con.			
COUNTY				Calais town, Washington County.....	37.95	1,607	42.4
Addison County.....	766.33	36,821	48.0	Cambridge village, Lamoille County.....	1.24	236	190.8
Bennington County.....	674.98	37,125	55.0	Cambridge town, Lamoille County.....	63.19	3,659	57.9
Caledonia County.....	648.86	31,227	48.1	Canaan CDP, Essex County.....	1.58	392	247.5
Chittenden County.....	536.58	156,545	291.7	Canaan town, Essex County.....	33.01	972	29.4
Essex County.....	663.60	6,306	9.5	Castleton CDP, Rutland County.....	1.26	1,485	1,175.7
Franklin County.....	633.71	47,746	75.3	Castleton town, Rutland County.....	38.90	4,717	121.3
Grand Isle County.....	81.81	6,970	85.2	Cavendish CDP, Windsor County.....	0.65	179	273.5
Lamoille County.....	458.80	24,475	53.3	Cavendish town, Windsor County.....	39.47	1,367	34.6
Orange County.....	687.03	28,936	42.1	Charleston town, Orleans County.....	37.39	1,023	27.4
Orleans County.....	693.27	27,231	39.3	Charlotte town, Chittenden County.....	41.26	3,754	91.0
Rutland County.....	929.82	61,642	66.3	Chelsea town, Orange County.....	39.89	1,238	31.0
Washington County.....	687.23	59,534	86.6	Chester CDP, Windsor County.....	1.26	1,005	797.0
Windham County.....	785.31	44,513	56.7	Chester town, Windsor County.....	55.68	3,154	56.6
Windsor County.....	969.34	56,670	58.5	Chittenden town, Rutland County.....	72.58	1,258	17.3
PLACE AND COUNTY SUBDIVISION				Clarendon town, Rutland County.....	31.31	2,571	82.1
Addison town, Addison County.....	41.53	1,371	33.0	Colchester town, Chittenden County.....	36.32	17,067	469.9
Albany village, Orleans County.....	1.54	193	125.2	Concord CDP, Essex County.....	1.10	271	246.6
Albany town, Orleans County.....	38.24	941	24.6	Concord town, Essex County.....	51.33	1,235	24.1
Alburg village, Grand Isle County.....	0.64	497	779.4	Corinth town, Orange County.....	48.44	1,367	28.2
Alburg town, Grand Isle County.....	29.14	1,998	68.6	Cornwall town, Addison County.....	28.45	1,185	41.7
Andover town, Windsor County.....	28.72	467	16.3	Coventry CDP, Orleans County.....	0.27	97	365.9
Arlington CDP, Bennington County.....	3.68	1,213	329.6	Coventry town, Orleans County.....	26.59	1,086	40.8
Arlington town, Bennington County.....	42.24	2,317	54.9	Craftsbury town, Orleans County.....	39.20	1,206	30.8
Ascutney CDP, Windsor County.....	1.64	540	328.8	Danby town, Rutland County.....	41.41	1,311	31.7
Athens town, Windham County.....	13.04	442	33.9	Danville CDP, Caledonia County.....	1.02	383	374.0
Averill town, Essex County.....	36.01	24	0.7	Danville town, Caledonia County.....	60.72	2,196	36.2
Avery's gore, Essex County.....	17.54	0	0.0	Derby town, Orleans County.....	49.12	4,621	94.1
Bakersfield town, Franklin County.....	44.52	1,322	29.7	Derby Center village, Orleans County.....	1.39	597	428.6
Baltimore town, Windsor County.....	4.65	244	52.5	Derby Line village, Orleans County.....	0.72	673	929.4
Barnard town, Windsor County.....	48.65	947	19.5	Dorset CDP, Bennington County.....	1.22	249	204.5
Barnet CDP, Caledonia County.....	0.62	129	207.3	Dorset town, Bennington County.....	47.75	2,031	42.5
Barnet town, Caledonia County.....	42.25	1,708	40.4	Dover town, Windham County.....	35.24	1,124	31.9
Barre city, Washington County.....	3.95	9,052	2,294.4	Dummerston town, Windham County.....	30.59	1,864	60.9
Barre town, Washington County.....	30.56	7,924	259.3	Duxbury town, Washington County.....	42.93	1,337	31.1
Barton village, Orleans County.....	1.18	737	622.6	East Barre CDP, Washington County.....	2.67	826	309.2
Barton town, Orleans County.....	43.25	2,810	65.0	East Burke CDP, Caledonia County.....	0.52	132	251.5
Beecher Falls CDP, Essex County.....	1.26	177	140.2	East Haven town, Essex County.....	37.36	290	7.8
Bellows Falls village, Windham County.....	1.37	3,148	2,289.9	East Middlebury CDP, Addison County.....	0.71	425	599.5
Belvidere town, Lamoille County.....	32.09	348	10.8	East Montpelier CDP, Washington County.....	0.09	80	877.0
Bennington CDP, Bennington County.....	4.80	9,074	1,889.8	East Montpelier town, Washington County.....	31.87	2,576	80.8
Bennington town, Bennington County.....	42.25	15,764	373.1	Eden town, Lamoille County.....	63.30	1,323	20.9
Benson CDP, Rutland County.....	3.87	308	79.5	Elmore town, Lamoille County.....	39.03	855	21.9
Benson town, Rutland County.....	43.98	1,056	24.0	Enosburg town, Franklin County.....	48.23	2,781	57.7
Berkshire town, Franklin County.....	42.00	1,692	40.3	Enosburg Falls village, Franklin County.....	3.56	1,329	373.8
Berlin town, Washington County.....	36.27	2,887	79.6	Essex town, Chittenden County.....	38.82	19,587	504.5
Bethel CDP, Windsor County.....	1.60	569	356.5	Essex Junction village, Chittenden County.....	4.57	9,271	2,030.7
Bethel town, Windsor County.....	45.18	2,030	44.9	Fairfax town, Franklin County.....	39.85	4,285	107.5
Bloomfield town, Essex County.....	40.30	221	5.5	Fairfield town, Franklin County.....	67.40	1,891	28.1
Bolton town, Chittenden County.....	42.26	1,182	28.0	Fair Haven town, Rutland County.....	17.44	2,734	156.7
Bradford CDP, Orange County.....	0.54	788	1,453.2	Fair Haven CDP, Rutland County.....	2.74	2,269	829.1
Bradford town, Orange County.....	29.59	2,797	94.5	Fairlee CDP, Orange County.....	0.58	189	324.3
Braintree town, Orange County.....	38.29	1,246	32.5	Fairlee town, Orange County.....	20.13	977	48.5
Brandon CDP, Rutland County.....	2.84	1,648	581.2	Fayston town, Washington County.....	36.44	1,353	37.1
Brandon town, Rutland County.....	39.92	3,966	99.3	Ferdinand town, Essex County.....	52.58	32	0.6
Battleboro town, Windham County.....	31.83	12,046	378.5	Ferrisburgh town, Addison County.....	47.42	2,775	58.5
Battleboro CDP, Windham County.....	4.18	7,414	1,772.7	Fletcher town, Franklin County.....	37.73	1,277	33.8
Bridgewater town, Windsor County.....	49.41	936	18.9	Franklin town, Franklin County.....	38.37	1,405	36.6
Bridport town, Addison County.....	43.73	1,218	27.9	Georgia town, Franklin County.....	39.33	4,515	114.8
Brighton town, Essex County.....	51.86	1,222	23.6	Glastenbury town, Bennington County.....	44.44	8	0.2
Bristol CDP, Addison County.....	2.13	2,030	953.9	Glover CDP, Orleans County.....	1.75	303	173.2
Bristol town, Addison County.....	41.52	3,894	93.8	Glover town, Orleans County.....	37.62	1,122	29.8
Brookfield town, Orange County.....	40.79	1,292	31.7	Goshen town, Addison County.....	20.65	164	7.9
Brookline town, Windham County.....	12.83	530	41.3	Grafton town, Windham County.....	38.27	679	17.7
Brownington town, Orleans County.....	28.19	988	35.1	Granby town, Essex County.....	39.04	88	2.3
Brunswick town, Essex County.....	25.47	112	4.4	Grand Isle town, Grand Isle County.....	16.42	2,067	125.9
Buels gore, Chittenden County.....	4.96	30	6.0	Granville CDP, Washington County.....	1.70	784	462.2
Burke town, Caledonia County.....	33.90	1,753	51.7	Granville town, Addison County.....	51.41	298	5.8
Burlington city, Chittenden County.....	10.31	42,417	4,115.6	Greensboro CDP, Orleans County.....	2.58	109	42.2
Cabot village, Washington County.....	1.13	233	206.2	Greensboro town, Orleans County.....	37.64	762	20.2
Cabot town, Washington County.....	37.26	1,433	38.5				

Table 16.

Land Area and Population Density: 2010—Con.

[For information on confidentiality protection, nonsampling error, and definitions, see Selected Appendixes at <www.census.gov/prod/cen2010/cph-1-a.pdf>]

State County Place and County Subdivision	Total population			State County Place and County Subdivision	Total population		
	Land area in square miles	Number	Average per square mile		Land area in square miles	Number	Average per square mile
PLACE AND COUNTY SUBDIVISION—Con.				PLACE AND COUNTY SUBDIVISION—Con.			
Greensboro Bend CDP, Orleans County.....	2.21	232	105.0	Mount Tabor town, Rutland County.....	43.67	255	5.8
Groton CDP, Caledonia County.....	2.05	437	213.3	Newark town, Caledonia County.....	36.75	581	15.8
Groton town, Caledonia County.....	53.76	1,022	19.0	Newbury village, Orange County.....	4.96	365	73.6
Guilford town, Essex County.....	32.78	261	8.0	Newbury town, Orange County.....	64.02	2,216	34.6
Guilford town, Windham County.....	39.83	2,121	53.3	Newfane village, Windham County.....	0.18	118	673.1
Halifax town, Windham County.....	39.71	728	18.3	Newfane town, Windham County.....	40.22	1,726	42.9
Hancock town, Addison County.....	38.02	323	8.5	New Haven town, Addison County.....	41.18	1,727	41.9
Hardwick CDP, Caledonia County.....	1.44	1,345	935.1	Newport city, Orleans County.....	5.83	4,589	787.2
Hardwick town, Caledonia County.....	38.62	3,010	77.9	Newport town, Orleans County.....	41.65	1,594	38.3
Hartford town, Windsor County.....	45.00	9,952	221.2	Newport Center CDP, Orleans County.....	0.19	274	1,458.6
Hartland CDP, Windsor County.....	1.09	380	349.7	North Bennington village, Bennington County.....	1.86	1,643	882.0
Hartland town, Windsor County.....	44.89	3,393	75.6	Northfield village, Washington County.....	1.37	2,101	1,534.4
Highgate town, Franklin County.....	50.73	3,535	69.7	Northfield town, Washington County.....	43.50	6,207	142.7
Hinesburg town, Chittenden County.....	39.43	4,396	111.5	North Hartland CDP, Windsor County.....	1.00	302	300.6
Hinesburg CDP, Chittenden County.....	0.70	658	940.8	North Hero town, Grand Isle County.....	13.45	803	59.7
Holland town, Orleans County.....	37.34	629	16.8	North Springfield CDP, Windsor County.....	1.10	573	518.9
Hubbardtown, Rutland County.....	27.46	706	25.7	North Troy village, Orleans County.....	1.87	620	331.2
Huntington town, Chittenden County.....	37.94	1,938	51.1	North Westminster village, Windham County	0.33	247	742.2
Hyde Park village, Lamoille County.....	1.16	462	398.9	Norton town, Essex County.....	39.21	169	4.3
Hyde Park town, Lamoille County.....	37.59	2,954	78.6	Norwich CDP, Windsor County.....	1.45	878	604.3
Ira town, Rutland County.....	22.78	432	19.0	Norwich town, Windsor County.....	44.46	3,414	76.8
Irasburg CDP, Orleans County.....	0.98	163	165.9	Old Bennington village, Bennington County.	0.37	139	378.1
Irasburg town, Orleans County.....	40.30	1,163	28.9	Orange town, Orange County.....	38.73	1,072	27.7
Island Pond CDP, Essex County.....	4.17	821	197.0	Orleans village, Orleans County.....	0.91	818	900.9
Isle La Motte town, Grand Isle County.....	7.88	471	59.7	Orwell town, Addison County.....	47.18	1,250	26.5
Jacksonville village, Windham County.....	1.14	223	195.8	Panton town, Addison County.....	15.51	677	43.7
Jamaica town, Windham County.....	48.93	1,035	21.2	Pawlet town, Rutland County.....	42.69	1,477	34.6
Jay town, Orleans County.....	33.92	521	15.4	Peacham town, Caledonia County.....	46.64	732	15.7
Jeffersonville village, Lamoille County.....	0.78	729	939.4	Perkinsville village, Windsor County.....	0.18	130	713.3
Jericho village, Chittenden County.....	1.40	1,329	950.5	Peru town, Bennington County.....	37.22	375	10.1
Jericho town, Chittenden County.....	35.39	5,009	141.5	Pittsfield town, Rutland County.....	20.39	546	26.8
Johnson village, Lamoille County.....	1.17	1,443	1,236.5	Pittsford CDP, Rutland County.....	1.80	740	410.8
Johnson town, Lamoille County.....	44.71	3,446	77.1	Pittsford town, Rutland County.....	43.33	2,991	69.0
Killington town, Rutland County.....	46.58	811	17.4	Plainfield CDP, Washington County.....	0.23	401	1,775.0
Kirby town, Caledonia County.....	24.37	493	20.2	Plainfield town, Washington County.....	20.96	1,243	59.3
Landgrove town, Bennington County.....	9.13	158	17.3	Plymouth town, Windsor County.....	48.12	619	12.9
Leicester town, Addison County.....	20.85	1,100	52.8	Pomfret town, Windsor County.....	39.39	904	22.9
Lemington town, Essex County.....	35.38	104	2.9	Poultney village, Rutland County.....	0.63	1,612	2,547.1
Lewis town, Essex County.....	39.53	0	0.0	Poultney town, Rutland County.....	42.91	3,432	80.0
Lincoln town, Addison County.....	44.41	1,271	28.6	Pownal town, Bennington County.....	46.46	3,527	75.9
Londonderry town, Windham County.....	35.39	1,769	50.0	Proctor town, Rutland County.....	7.43	1,741	234.2
Lowell CDP, Orleans County.....	2.88	228	79.2	Proctorsville CDP, Windsor County.....	2.87	454	158.1
Lowell town, Orleans County.....	56.00	879	15.7	Putney CDP, Windham County.....	1.43	523	365.1
Ludlow village, Windsor County.....	1.34	811	606.1	Putney town, Windham County.....	26.76	2,702	101.0
Ludlow town, Windsor County.....	35.18	1,963	55.8	Quechee CDP, Windsor County.....	1.85	656	354.2
Lunenburg town, Essex County.....	45.07	1,302	28.9	Randolph CDP, Orange County.....	4.26	1,974	463.3
Lyndon town, Caledonia County.....	39.46	5,981	151.6	Randolph town, Orange County.....	48.04	4,778	99.5
Lyndonville village, Caledonia County.....	0.71	1,207	1,704.7	Reading town, Windsor County.....	41.47	666	16.1
Maidstone town, Essex County.....	30.56	208	6.8	Readsboro CDP, Bennington County.....	1.23	321	261.2
Manchester village, Bennington County.....	3.54	749	211.3	Readsboro town, Bennington County.....	36.33	763	21.0
Manchester town, Bennington County.....	42.13	4,391	104.2	Richford CDP, Franklin County.....	1.85	1,361	734.0
Manchester Center CDP, Bennington County.....	4.52	2,120	469.2	Richford town, Franklin County.....	43.02	2,308	53.6
Marlboro town, Windham County.....	40.27	1,078	26.8	Richmond CDP, Chittenden County.....	0.89	723	813.9
Marshfield village, Washington County.....	0.26	273	1,057.6	Richmond town, Chittenden County.....	32.23	4,081	126.6
Marshfield town, Washington County.....	43.01	1,588	36.9	Ripton town, Addison County.....	49.69	588	11.8
Mendon town, Rutland County.....	38.06	1,059	27.8	Rochester CDP, Windsor County.....	0.63	299	471.8
Middlebury CDP, Addison County.....	13.91	6,588	473.6	Rochester town, Windsor County.....	57.07	1,139	20.0
Middlebury town, Addison County.....	38.83	8,496	218.8	Rockingham town, Windham County.....	41.43	5,282	127.5
Middlesex town, Washington County.....	39.57	1,731	43.7	Roxbury town, Washington County.....	41.98	691	16.5
Middletown Springs town, Rutland County..	22.30	745	33.4	Royalton town, Windsor County.....	40.36	2,773	68.7
Milton CDP, Chittenden County.....	1.40	1,861	1,326.3	Rupert town, Bennington County.....	44.57	714	16.0
Milton town, Chittenden County.....	51.38	10,352	201.5	Rutland city, Rutland County.....	7.56	16,495	2,182.8
Monkton town, Addison County.....	35.87	1,980	55.2	Rutland town, Rutland County.....	19.17	4,054	211.5
Montgomery town, Franklin County.....	56.63	1,201	21.2	Ryegate town, Caledonia County.....	36.48	1,174	32.2
Montpelier city, Washington County.....	10.06	7,855	781.2	St. Albans city, Franklin County.....	2.03	6,918	3,414.9
Moretown town, Washington County.....	39.89	1,658	41.6	St. Albans town, Franklin County.....	37.02	5,999	162.0
Morgan town, Orleans County.....	30.91	749	24.2	St. George town, Chittenden County.....	3.56	674	189.5
Morristown town, Lamoille County.....	51.15	5,227	102.2	St. Johnsbury CDP, Caledonia County.....	12.85	6,193	481.9
Morrisville village, Lamoille County.....	1.86	1,958	1,053.9	St. Johnsbury town, Caledonia County.....	36.39	7,603	208.9
Mount Holly town, Rutland County.....	49.11	1,237	25.2	Salisbury town, Addison County.....	28.88	1,136	39.3

Table 16.

Land Area and Population Density: 2010—Con.

[For information on confidentiality protection, nonsampling error, and definitions, see Selected Appendixes at <www.census.gov/prod/cen2010/cph-1-a.pdf>]

State County Place and County Subdivision	Land area in square miles	Total population		State County Place and County Subdivision	Land area in square miles	Total population	
		Number	Average per square mile			Number	Average per square mile
PLACE AND COUNTY SUBDIVISION—Con.				PLACE AND COUNTY SUBDIVISION—Con.			
Sandgate town, Bennington County.....	42.14	405	9.6	Wardsboro town, Windham County.....	29.20	900	30.8
Saxtons River village, Windham County.....	0.47	565	1,203.4	Warner's grant, Essex County.....	3.15	0	0.0
Searsburg town, Bennington County.....	21.44	109	5.1	Warren town, Washington County.....	39.93	1,705	42.7
Shaftsbury town, Bennington County.....	43.09	3,590	83.3	Warren's gore, Essex County.....	10.55	4	0.4
Sharon town, Windsor County.....	39.66	1,502	37.9	Washington town, Orange County.....	38.81	1,039	26.8
Sheffield town, Caledonia County.....	32.52	703	21.6	Waterbury village, Washington County.....	1.89	1,763	934.8
Shelburne CDP, Chittenden County.....	0.63	592	938.3	Waterbury town, Washington County.....	48.24	5,064	105.0
Shelburne town, Chittenden County.....	24.31	7,144	293.9	Waterford town, Caledonia County.....	38.32	1,280	33.4
Sheldon town, Franklin County.....	38.81	2,190	56.4	Waterville town, Lamoille County.....	16.35	673	41.2
Shoreham town, Addison County.....	43.44	1,265	29.1	Weathersfield town, Windsor County.....	43.64	2,825	64.7
Shrewsbury town, Rutland County.....	49.96	1,056	21.1	Webster CDP, Washington County.....	1.66	550	330.5
Somerset town, Windham County.....	25.91	3	0.1	Wells CDP, Rutland County.....	0.79	397	501.1
South Barre CDP, Washington County.....	1.96	1,219	621.7	Wells town, Rutland County.....	22.11	1,150	52.0
South Burlington city, Chittenden County.....	16.49	17,904	1,085.6	Wells River village, Orange County.....	1.88	399	212.7
South Hero town, Grand Isle County.....	14.91	1,631	109.4	West Brattleboro CDP, Windham County.....	1.63	2,740	1,676.5
South Royalton CDP, Windsor County.....	1.11	694	623.9	West Burke village, Caledonia County.....	0.47	343	723.2
South Shaftsbury CDP, Bennington County.....	2.24	683	304.7	West Fairlee town, Orange County.....	22.59	652	28.9
Springfield CDP, Windsor County.....	2.29	3,979	1,734.1	Westfield town, Orleans County.....	40.09	536	13.4
Springfield town, Windsor County.....	49.02	9,373	191.2	Westford town, Chittenden County.....	39.08	2,029	51.9
Stamford town, Bennington County.....	39.50	824	20.9	West Haven town, Rutland County.....	27.83	264	9.5
Stannard town, Caledonia County.....	12.43	216	17.4	Westminster village, Windham County.....	1.34	291	217.1
Starksboro town, Addison County.....	45.68	1,777	38.9	Westminster town, Windham County.....	45.84	3,178	69.3
Stockbridge town, Windsor County.....	45.89	736	16.0	Westmore town, Orleans County.....	34.26	350	10.2
Stowe CDP, Lamoille County.....	0.77	495	640.5	Weston town, Windsor County.....	34.97	566	16.2
Stowe town, Lamoille County.....	72.60	4,314	59.4	West Rutland town, Rutland County.....	17.93	2,326	129.7
Strafford town, Orange County.....	44.11	1,098	24.9	West Rutland CDP, Rutland County.....	3.68	2,024	549.8
Stratton town, Windham County.....	46.09	216	4.7	West Windsor town, Windsor County.....	24.63	1,099	44.6
Sudbury town, Rutland County.....	21.47	560	26.1	Weybridge town, Addison County.....	17.14	833	48.6
Sunderland town, Bennington County.....	45.34	956	21.1	Wheelock town, Caledonia County.....	39.50	811	20.5
Sutton town, Caledonia County.....	38.18	1,029	27.0	White River Junction CDP, Windsor County.....	1.65	2,286	1,384.2
Swanton village, Franklin County.....	0.76	2,386	3,136.6	Whiting town, Addison County.....	13.58	419	30.9
Swanton town, Franklin County.....	48.03	6,427	133.8	Whitingham town, Windham County.....	36.54	1,357	37.1
Thetford town, Orange County.....	43.39	2,588	59.7	Wilder CDP, Windsor County.....	0.81	1,690	2,078.3
Tinmouth town, Rutland County.....	28.55	613	21.5	Williamstown CDP, Orange County.....	3.36	1,162	345.9
Topsham town, Orange County.....	48.90	1,173	24.0	Williamstown town, Orange County.....	40.25	3,389	84.2
Townshend town, Windham County.....	42.22	1,232	29.2	Williston town, Chittenden County.....	30.08	8,698	289.2
Troy CDP, Orleans County.....	0.93	243	261.6	Wilmington CDP, Windham County.....	1.00	463	465.3
Troy town, Orleans County.....	35.74	1,662	46.5	Wilmington town, Windham County.....	39.69	1,876	47.3
Tunbridge town, Orange County.....	44.56	1,284	28.8	Windham town, Windham County.....	26.01	419	16.1
Underhill town, Chittenden County.....	51.33	3,016	58.8	Windsor town, Windsor County.....	19.47	3,553	182.5
Vergennes city, Addison County.....	2.43	2,588	1,065.0	Windsor CDP, Windsor County.....	1.21	2,066	1,701.3
Vernon town, Windham County.....	19.45	2,206	113.4	Winhall town, Bennington County.....	43.54	769	17.7
Vershire town, Orange County.....	36.49	730	20.0	Winooski city, Chittenden County.....	1.43	7,267	5,076.6
Victory town, Essex County.....	42.88	62	1.4	Wolcott town, Lamoille County.....	38.79	1,676	43.2
Waitsfield CDP, Washington County.....	0.38	164	426.6	Woodbury town, Washington County.....	37.51	906	24.2
Waitsfield town, Washington County.....	26.72	1,719	64.3	Woodford town, Bennington County.....	47.42	424	8.9
Walden town, Caledonia County.....	38.59	935	24.2	Woodstock village, Windsor County.....	1.00	900	902.8
Wallingford CDP, Rutland County.....	1.66	830	499.0	Woodstock town, Windsor County.....	44.36	3,048	68.7
Wallingford town, Rutland County.....	42.99	2,079	48.4	Worcester CDP, Washington County.....	0.07	112	1,678.3
Waltham town, Addison County.....	8.94	486	54.3	Worcester town, Washington County.....	38.66	998	25.8

Table 17.

Age and Sex for the American Indian and Alaska Native Population (One Race): 2010

[The above table was omitted because there were no qualifying areas.]

Table 18.

Race and Hispanic or Latino Origin: 2010

[The above table was omitted because there were no qualifying areas.]

Table 19.

Population for Selected Categories of Race for American Indian and Alaska Native Areas: 2010

[The above table was omitted because there were no qualifying areas.]

Table 20.

Households and Families with American Indian and Alaska Native Householder (One Race): 2010

[The above table was omitted because there were no qualifying areas.]

Table 21.

Household Relationship and Group Quarters Population for the American Indian and Alaska Native Population (One Race): 2010

[The above table was omitted because there were no qualifying areas.]

Table 22.

Housing Occupancy and Tenure: 2010

[The above table was omitted because there were no qualifying areas.]

Table 23.

Occupied Housing Units (Households) by Race and Hispanic or Latino Origin of Householder: 2010

[The above table was omitted because there were no qualifying areas.]

Table 24.

Land Area and Population Density: 2010

[The above table was omitted because there were no qualifying areas.]

Appendixes

Several appendixes traditionally found in printed reports are now available in a separate volume. For the following, see CPH-1-A, *Summary Population and Housing Characteristics, Selected Appendixes*, on the Internet at <www.census.gov/prod/cen2010/cph-1-a.pdf> :

Appendix A. Geographic Terms and Concepts

Appendix B. Definitions of Subject Characteristics

Appendix C. Data Collection and Processing Procedures

Appendix D. Questionnaire

Appendix F. Operational Overview and Accuracy of the Data

Appendix G. Residence Rule and Residence Situations for the 2010 Census of the United States

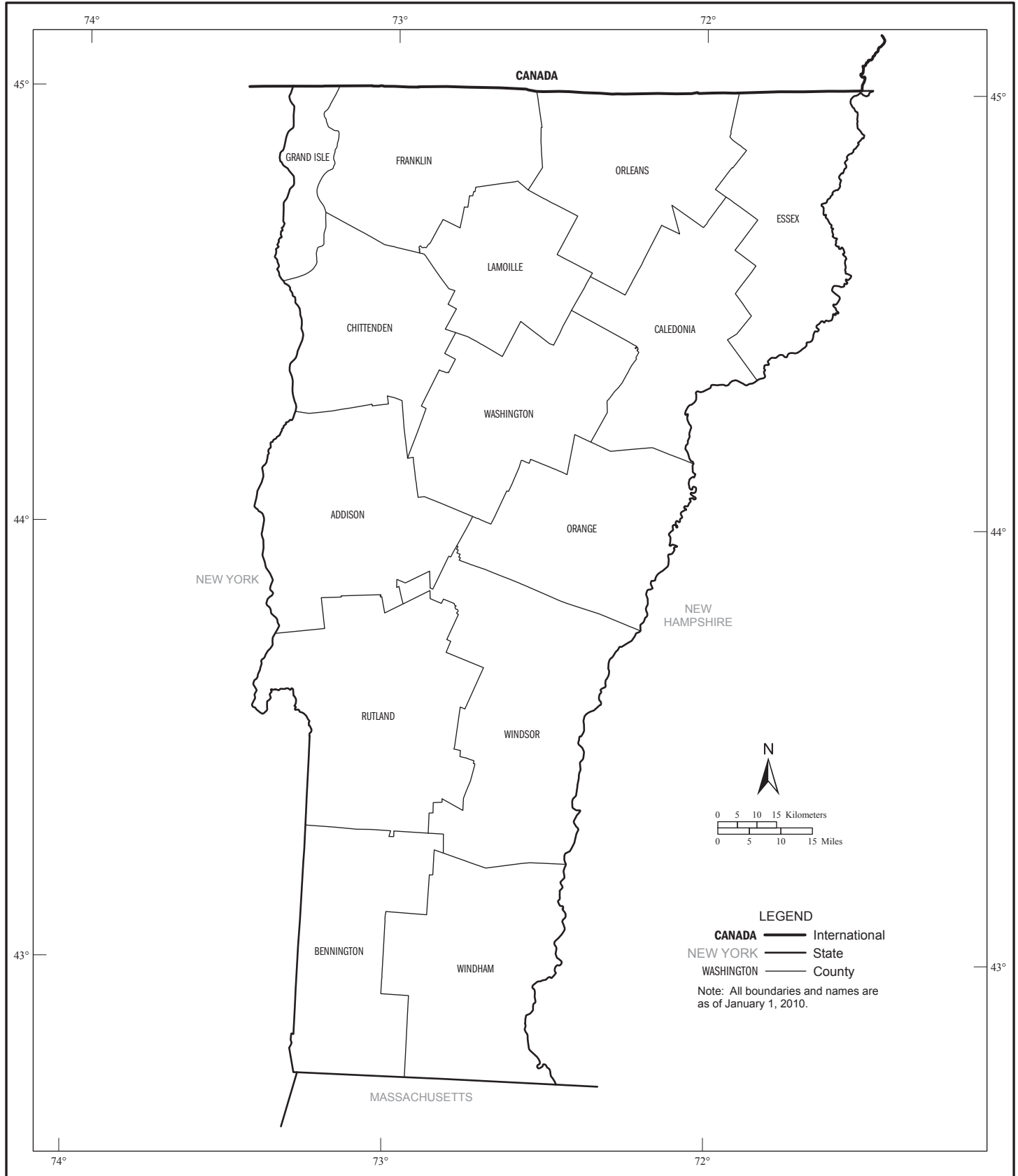
Appendix H. Acknowledgments

This Appendix section contains:

Appendix E. Maps










Appendix E. Maps

Counties



Geographic Areas Reference Map Legend, Section Locator, and Location Index

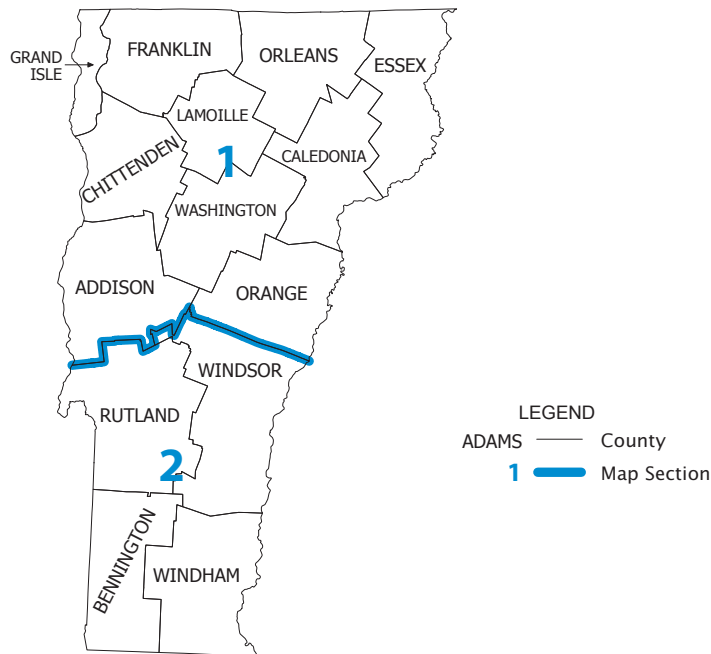
Geographic Areas Reference Map Legend

	International		Zena	Census Designated Place
	State		Lake Erie	Large River, Lake, Water Body, or Shoreline
	ERIE County		A fishhook joins contiguous and/or discontinuous parts of the same geographic entity.	
	YORK County Subdivision ¹		SEE INSET A	Inset
	ROME Incorporated Place ¹			

¹ A "1" following a place name indicates that the place is an independent place or independent city. An independent place is not part of any legal county subdivision and thus serves as the statistical equivalent of a legal county subdivision. An independent city is not part of any county or legal county subdivision and thus serves as both the statistical equivalent of a county and a legal county subdivision. The name for the county subdivision is always the same as that of the place and never shown separately on the map.

Note: All legal and statistical area boundaries and names are as of January 1, 2010. Where international, state, county, independent city, and/or county subdivision boundaries coincide, the map shows the boundary symbol for the highest level of these geographic entities. The county and independent city boundaries are always shown. Where a county subdivision boundary symbol coincides with a place boundary, the map does not show the place boundary symbol. Any geographic entity name may include '(pt)' if some portion of the entity extends beyond the limits of the map area displayed on the page, or if multiple discontinuous pieces of the entity have been discretely labeled on the page. A geographic entity name may include '(pts)' if many discontinuous pieces exist for that entity that cannot be discretely labeled. The boundaries shown on this map are for Census Bureau statistical data collection and tabulation purposes only; their depiction and designation for statistical purposes does not constitute a determination of jurisdictional authority or rights of ownership or entitlement.

Section Locator

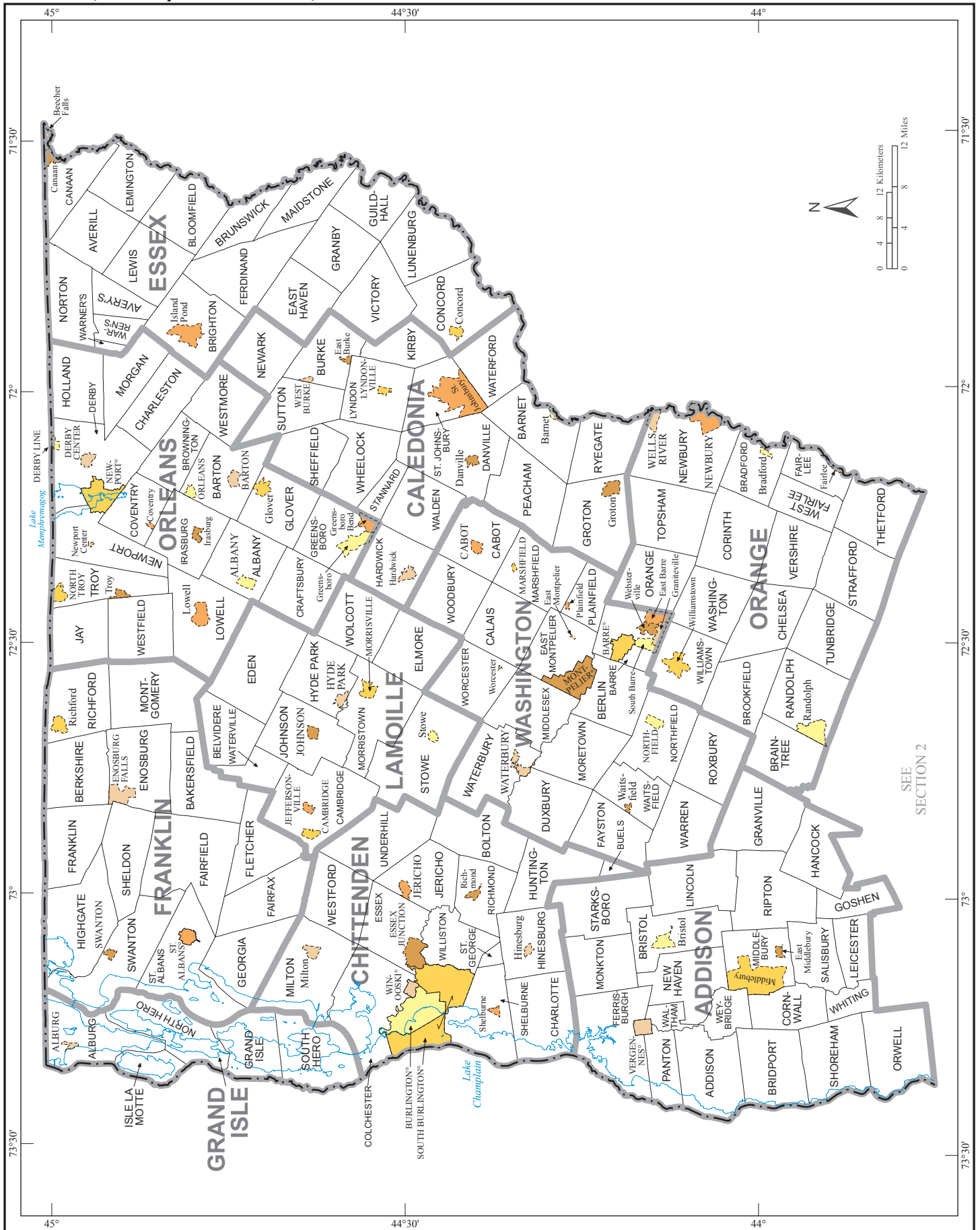


County Location Index

This list presents the map section numbers for each county in the state. Map section numbers refer to the geographic areas reference maps only.

COUNTY	MAP SEC	COUNTY	MAP SEC	COUNTY	MAP SEC	COUNTY	MAP SEC
Addison	1	Essex	1	Orange	1	Windham	2
Bennington	2	Franklin	1	Orleans	1	Windsor	2
Caledonia	1	Grand Isle	1	Rutland	2		
Chittenden	1	Lamoille	1	Washington	1		

Counties, County Subdivisions, and Places - Section 1



SEE SECTION 2

